

# DETROIT ROOTS



2022 DETROIT TIGERS BASEBALL

# INFORMATION GUIDE


# **D** *In Loving Memory*



**BILL FREEHAN**  
1941-2021  
*Detroit Tigers Catcher*




**KIMERA BARTEE**  
1972-2021  
*Detroit Tigers Outfielder/Coach*



**TOM MATCHICK**  
1943-2022  
*Detroit Tigers Infielder*



**FRED LASHER**  
1941-2022  
*Detroit Tigers Pitcher*



**FRANK BECKMANN**  
1949-2022  
*Detroit Tigers Broadcaster*



**Comerica Park | 2100 Woodward Ave. | Detroit, MI 48201**

### **Detroit Tigers Mission Statement**

One of the most storied franchises in professional sports, each year it is the goal of the Detroit Tigers to field a championship team and play an exciting brand of Major League Baseball. Equally important, the Tigers place an emphasis on good value, while providing an entertaining, safe and most enjoyable experience. We want families to continue making Comerica Park their place to come and have fun, and take home life-long memories. Off the field, the Tigers take pride in maintaining a civic leadership role and have a long-standing commitment to making a social impact within our communities.

### **Minor League Affiliates**

Toledo Mud Hens (AAA)  
Erie SeaWolves (AA)  
West Michigan Whitecaps (A)

Lakeland Flying Tigers (A)  
Complex League (R)  
Dominican Summer League 1 and 2 (R)



The 2022 Detroit Tigers Baseball Information Guide is produced by the club's Communications Department

Vice President, Communications: Ron Colangelo

Writing, Editing and Page Layout: Chad Crunk, Ben Fidelman, Carlos Guillen and Allison Schubert

Cover and Divider Design: Dan Marceau

Photo Credits: Mark Cunningham, Allison Farrand, Natalie Stroster, Calvin Doctor, Gavin Smith, Paul Bereswill, Gene Boyars, Steve Kovich, Bill Sanders, National Baseball Hall of Fame Alex Trautwig (MLB Photos), Getty Images, David Guralnick

Statistical Information: Elias Sports Bureau, STATS LLC, Major League Baseball, Baseball-Reference.com, TruMedia and David Vincent

All information in this guide is correct as of March 13, 2022



# TABLE OF CONTENTS

<b>FRONT OFFICE</b>	
Staff, Front Office Directory.....	4
Ownership & Baseball Operations Biographies.....	6
<b>DETROIT TIGERS COMMUNITY IMPACT</b> .....	22
<b>TIGERS MANAGER AND COACHING STAFF</b>	
Manager, Coaches and Staff Biographies .....	24
<b>TIGERS MANAGER AND COACHING STAFF</b>	
Manager, Coaches, and Staff Biographies .....	30
<b>TIGERS PLAYERS</b>	
Player Biographies .....	42
How the 2022 Tigers Were Built .....	163
Tigers 2022 40-Man Roster.....	164
Tigers 2022 Non-Roster Invites .....	166
<b>TIGERS HISTORY &amp; RECORDS</b>	
Year-by-Year Tigers Records .....	168
Home and Road Records, Tigers All-Time.....	169
National League, Detroit Club	
Year-by-Year Results .....	169
All-Time Roster.....	193
Won-Lost Records by Game Number .....	170
<b>Batting</b>	
Year-by-Year Statistics.....	171
Yearly Club Leaders.....	174
100-or-More Runs Scored, Tigers with .....	181
200-or-More Hits, 40-or-More Doubles, 20-or-More Home Runs, Tigers with .....	182
100-or-More RBI, Tigers with.....	183
<b>Pitching</b>	
Year-by-Year Statistics.....	172
Yearly Club Leaders.....	177
20-or-More Wins, Tigers with .....	183
20-or-More Saves, 200-or-More Strikeouts, Tigers with.....	184
Baserunning, 20-or-More Stolen Bases, Tigers with.....	183
League Leaders, Tigers.....	184
Attendance History .....	185
Comerica Park Crowds .....	186
Managers, All-Time.....	187
Coaches, All-Time.....	187
Rosters, All-Time .....	188
Trades, All-Time Tigers.....	193
Opening Day Lineups .....	199
Mike Iltich (1929-2017).....	202
Last Time It Happened in a Game.....	203
Tigers Record Book.....	209
<b>ALL-STAR GAME HISTORY</b>	
All-Star Games in Detroit.....	234
All-Star Game Selections.....	236
<b>POSTSEASON HISTORY</b>	
Season Summaries .....	238
Postseason Record Book.....	261
Postseason Home Runs .....	270
<b>TIGERS IN THE HALL OF FAME</b>	
Hall of Fame Tigers Biographies.....	273
Retired Numbers .....	280
<b>TIGERS AWARD WINNERS</b>	
Award Winners.....	282
<b>MEDIA INFORMATION</b>	
Media Guidelines.....	286
Media Guidelines in Spanish.....	287
Tigers Communications Contact Information .....	288
Radio and Television .....	291
Broadcasters .....	292
<b>TIGERS PLAYER DEVELOPMENT AND SCOUTING</b>	
Affiliate Directory .....	297
Player Development Awards .....	299
Player Development Administration, Coordinators, Managers and Coaches .....	301
Trainers/Strength & Conditioning Coaches .....	312
Scouting Directory.....	313
2021 First-Year Player Draft.....	316
Minor League Players.....	317
<b>SPRING TRAINING INFORMATION</b>	
Spring Training Information .....	336
Attendance/Year-by-Year Records.....	337
<b>COMERICA PARK INFORMATION</b>	
Comerica Park Information .....	340
Moments in Comerica Park History .....	343
Ticket and Security Information .....	344

---

# ***FRONT OFFICE***

---





# TIGERS ORGANIZATIONAL DIRECTORY

## DETROIT TIGERS, INC.

Comerica Park  
2100 Woodward Ave.  
Detroit, MI 48201

Phone: (313) 471-2000 / Fax: (313) 471-2138

tigers.com / facebook.com/tigers / @Tigers / @TigresdeDetroit / @DetroitTigersPR

President and CEO, Ilitch Holdings, Inc. - Chairman and CEO, Detroit Tigers ..... Christopher Ilitch

### Business Operations Leadership

President and CEO, Ilitch Sports + Entertainment ..... Chris McGowan  
 Senior Vice President, Operations and Development ..... Keith Bradford  
 Senior Vice President, Finance ..... Russ Borrows  
 Senior Vice President, Legal Affairs ..... Robert E. Carr  
 Senior Vice President, Corporate Partnerships ..... Chris Coffman  
 Senior Vice President, Business Operations Strategy ..... Ryan Gustafson  
 Senior Vice President & Chief Marketing Officer ..... Emily Neenan  
 Vice President, Human Resources ..... Michele Bartos  
 Vice President, Communications ..... Ron Colangelo  
 Vice President, Venue Security ..... Mike Hartnett  
 Vice President, Finance ..... Robert Hoekstra  
 Vice President, Park Operations ..... Chris Lawrence  
 Vice President, Premium Sales & Private Events ..... Michael Leinert  
 Vice President, Venue Operations ..... Tim Padgett  
 Vice President, Ticket Sales & Service ..... Joe Schiavi  
 Vice President, Partnership Activation ..... Molly Wurdack  
 Vice President, Marketing ..... Ellen Zeringue

### Baseball Operations Leadership

Executive Vice President, Baseball Operations/General Manager ..... Al Avila  
 Vice President, Assistant General Manager ..... David Chadd, Sam Menzin, Jay Sartori  
 Vice President, Player Personnel ..... Scott Bream  
 Vice President, Player Development ..... Ryan Garko

### Baseball Operations

Director, Baseball Research & Development ..... Jim Logue  
 Director, Software Engineering ..... Josh Kragness  
 Director, Baseball Data Infrastructure ..... Josh Smith  
 Director, Minor League Operations ..... Dan Lunetta  
 Director, Player Development ..... Kenny Graham  
 Director, Pitching ..... Gabe Ribas  
 Director, Coaching/Field Coordinator ..... Ryan Stenko  
 Director, Performance Science ..... Dr. Georgia Giblin  
 Director, Amateur Scouting ..... Scott Pleis  
 Director, Minor League & Scouting Administration ..... Cheryl Evans  
 Director, International Operations ..... Tom Moore  
 Director, Latin American Operations ..... Miguel Garcia  
 Director, Latin American Player Development ..... Euclides Rojas  
 Director, Team Travel ..... Brian Britten  
 Special Assistants to the General Manager ..... Kirk Gibson, Willie Horton, Jim Leyland, Lance Parrish  
 Mike Russell, Alan Trammell

Associate General Counsel, Ilitch Sports and Entertainment ..... Alan Avila  
 Assistant Director, Amateur Scouting ..... Eric Nieto  
 Amateur Scouting Video Coordinator ..... Greg Bundrage  
 Biomechanist, Performance Science ..... Brian Diefenbach  
 Coordinator, Performance Science ..... Tim Smith  
 Senior Database Architect ..... Mike Burger  
 Database Engineer ..... Charlie Adams  
 Full-Stack Software Engineers ..... Evan Agattas, Jordan VanderZwaag, Jen Yee  
 Software Engineer ..... Dan Gorman  
 Senior Analysts, Baseball Operations ..... Gabe Ho, Beau Horan, Drew Jordan, Aidan Kearns  
 Maggie O'Hara, Jonah Simon, Danny Vargovick

Analyst, Baseball Operations ..... Christian Hook  
 Manager, Major League Advance Scouting ..... Kan Ikeda  
 Major League Advance Scouting Coordinator ..... Kyle Lanczki  
 Major League Video Operations Coordinator ..... Austin Tripp  
 MLB Nutrition Coordinator ..... Maureen Stoecklein  
 Manager, International Operations ..... Rafael Gonzalez  
 Assistant Director, Player Development ..... Peter Bransfield  
 Manager, Player Development ..... David Allende  
 Player Development Coordinators ..... Daniel Crago, Jose Sajour  
 Coordinator, Cultural Assimilation ..... Sharon Lockwood  
 Minor League Video Coordinator ..... Correy Ericksen, Zach Monash  
 Executive Assistant to the Executive Vice President, Baseball Operations/General Manager ..... Marty Lyon

### Clubhouse

Manager, Tigers Clubhouse ..... Jim Schmakel  
 Assistant Clubhouse Manager ..... Mark Cave  
 Assistant Manager, Visiting Clubhouse ..... Dan Ross  
 Assistant, Visiting Clubhouse ..... Kaolayao Pritchett

### Athletic Training/Strength & Conditioning

Senior Director, Medical Services ..... Kevin Rand  
 Head Athletic Trainer ..... Doug Teter  
 Assistant Athletic Trainers ..... Chris McDonald, Matt Rankin  
 Strength & Conditioning Coordinator ..... Steve Chase  
 Assistant Strength & Conditioning Coordinator ..... Matt Rosenhamer  
 Physical Therapist ..... Duncan Evans  
 Massage Therapist ..... Janet Szwabowski  
 Medical Services Coordinator ..... Gwen Keating

### Medical Staff

Team Physician (Internal) ..... Michael Workings, M.D.  
 Team Physician (Orthopedic) ..... Stephen Lemos, M.D.  
 Team Physician (Florida) ..... Salvador Montenegro M.D.  
 Team Ophthalmologist ..... David A. Gourwitz, O.D.



**Communications**

Director, Communications..... Chad Crunk  
 Manager, Communications..... Ben Fidelman  
 Bilingual Coordinator, Media Relations..... Carlos Guillen

**Marketing and Promotions**

Director, Player Relations, Authentics and Fantasy Camps..... Jordan Field  
 Director, Promotions & Special Events..... Haley Koff  
 Manager, Fantasy Camp, Alumni & Player Engagement..... Ashley Robinson  
 Manager, Promotions & Special Events..... Evan Novak  
 Coordinator, Promotions & Special Events..... Cassidy Tear  
 Project Manager..... Taylor Olson  
 Manager, Digital Marketing..... Blaze Chastain  
 Manager, Social Media..... Greg Garno  
 Coordinator, Social Media..... Kourage Kundahl

**Community and Public Affairs**

Director, Community Impact..... Kevin Brown  
 Community Impact Manager, Fundraising and Development..... Kelsey Stewart  
 Community Impact Managers..... Jon Perry, Matthew Williams

**Scoreboard Operations & In-Game Entertainment**

Director, Broadcasting & In-Game Entertainment..... Stan Fracker  
 Senior Producer & Scoreboard Production Manager..... Alex Lovachis  
 Producer Editors..... Nick Austin, Andrew DuPont, Cody McKittrick, Matt Sonefeld

**Finance and Administration**

Director, Finance..... Katelyn Haas  
 Director, Purchasing..... McKenzie Reeves  
 Accounting Manager & Treasury Analyst..... Sheila Robine  
 Accounting Manager..... Mark Renshaw  
 Accounting Analyst II..... Elizabeth Michno  
 Accounting Analyst..... Deanna Dickow  
 Accounts Payable Coordinator..... Camden Sobolewski  
 Accounts Receivable Coordinator..... Edward Smith  
 Senior Director, Human Resources..... Karen Gruca  
 Director, Talent Acquisition..... Rich Balow  
 Human Resources Business Partner..... Janet Browne, Jasmine Howard, Kelsey Shuck  
 Human Resources Coordinator..... Brittany King  
 Human Resources Generalist..... Nicole Nimeth  
 Corporate Recruiters..... Erin Badge, Tricia Everett, Dave Ferguson  
 Training Manager..... Kate Kleve

**Park Operations/Security**

Director, Security..... Sean Furlong  
 Director, Event Operations..... Mike Bauer  
 Director, Park Operations..... Shaun O'Brien  
 Head Groundskeeper..... Heather Nabozny  
 Assistant Groundskeeper..... Kyle Pickens  
 Manager, Security..... Andy Torok  
 Event Services Manager..... Caitlin Kelly  
 Operations Managers..... Steve Burrows, Mike Kiefer, Dana Smith  
 Security Supervisors..... Sandy Murphy, Jason Urbahns  
 Maintenance I..... Zachary Jones, Brian Krajevski, Jeffrey Pongracz, Quentin Recollet  
 HVAC Technicians..... Andy Jewell, Richard Klemm  
 Ballpark Electricians..... Donald Brown, Mark Ulmer  
 Housekeeping Supervisors..... Norman Chambers, Shunta Goodman

**Corporate Partnerships**

Director, Corporate Partnership Business Strategy and Solutions..... Mike Singer  
 Director, Corporate Partnership Activation..... Tiffany Harrington  
 Managers, Corporate Partnership Activation..... Ian Fontenot, Michael Holley, Riley McCord, Cullen Munz  
 Solutions Managers, Corporate Partnerships..... Max Klepper, Madison Nachtrab, Jacob Pnakovich  
 Sales Managers, Corporate Partnerships..... Cameron Close, Christine Galasso, Megan Garlow, Matt Gay, Donovan Powell, John Wolski  
 Activation Project Manager..... Tina Genitti  
 Activation Coordinator..... Deja Shuler

**Ticket & Premium Sales**

Director, Ticket Sales..... Allen Jabero  
 Director, Client Services..... Brian Jemison  
 Director, Business Analytics..... Jeff Lutz  
 Manager, Group Sales..... Marc Lopez  
 Manager, Private Events..... Emily Brandt  
 Manager, Premium Sales..... Kevin McConnell  
 Manager, Premium Services..... Stacy Winters  
 CRM & Database Manager..... Kevin Sucher  
 Database Administrator..... Luka Harkonen  
 Business Analyst..... Mitch Burke  
 Account Executives, New Business..... Brooklyn Baldrige, Devin Coll, Brendan Hermes, Michael Harrison, Hunter Haylett, Jordan Markowski, David Ocampo, Jacob Thomas, Kevin Wilson  
 Account Executives, Group Sales..... Michael Barnett, Daniel Drees, Craig Duggan, Nick McClure, Matt Olinik, Drew Padgen, Lindsey Ray  
 Account Executives, Client Services..... Tom Hager, Jonah Hirsch, Brandon Hoffman, Jordan Jones, Betsy Bouillon  
 Account Executives, Premium Sales..... Dean Dickinson, Brad Eason, Andrew Fadell, Alec Johnson, John Kissel, Evan Ronayne, Charles Swanson  
 Account Executive, Premium Service..... Brittany Andrews, Deepika Desai  
 Private Event Service Executive..... Rachel Walczybock

**Ticket Services**

Senior Director, Ticket Services..... Grant Anderson  
 Manager, Ticket Services..... Andrew Burnham, Adam Klein  
 Ticket Systems Administrator..... Jessi McCabe  
 Box Office Administrators..... Scott Calka, Kara Grabowski

**Lakeland Operations**

Director, Florida Operations..... Ron Myers  
 General Manager..... Zach Burek  
 Manager, Administration & Operations..... Shannon Follett  
 Box Office Manager..... Ryan Eason  
 Clubhouse Manager..... Patrick Saenz  
 Assistant Clubhouse Manager..... Pete Mancuso

FRONT OFFICE



# CHRISTOPHER ILITCH

**PRESIDENT AND CEO,  
ILITCH HOLDINGS, INC.  
CHAIRMAN AND CEO, DETROIT TIGERS**

- As president and chief executive officer of Ilitch Holdings, Inc., Christopher Ilitch leads the Ilitch companies, spanning some of the world's best-known brands in food, sports and entertainment, and real estate development. Together, these businesses employ thousands of people, positively transform communities through entrepreneurship and philanthropy, and create unforgettable moments that bring individuals, families, and fans together.
- Over his 34-year career, Chris has remained steadfast in his vision that all Ilitch companies have a powerful capacity to improve lives. "We're proud to create opportunities for people across the globe through meaningful careers, small business ownership, community-minded development, and products and services that bring people joy."
- In addition to serving as President and CEO of Ilitch Holdings, Chris holds positions at each of the Ilitch companies, including as Chairman and CEO of the Detroit Tigers, as Governor, President and CEO of the Detroit Red Wings, and as a member of MotorCity Casino Hotel's management committee.
- Under Ilitch family ownership for three decades, the Detroit Tigers are considered one of the most iconic franchises in professional sports with a rich history dating back to 1901. With leadership and strategic oversight from Chris and Al Avila, Executive Vice President and General Manager, the Tigers have developed a young core of talent through the MLB Draft, international free agency, and player trades, while implementing a long-term strategy focused on sustainable success. The organization has an ongoing commitment to cutting-edge analytics and advanced technologies, making significant investments in tools aimed at maximizing player performance. Major investments and improvements have been made at the TigerTown Complex in Lakeland, including extensive remodel of Publix Field at Joker Marchant Stadium, surrounding practice fields, player facilities and team offices.





(Ilitch, Cont.)

- A respected and active voice in the game, Chris regularly attends Major League Baseball owner meetings, and has served on a variety of pivotal MLB committees, including: Executive, Competition, Long-Term Strategic, Audit, Ownership, and Legislative Affairs. On a personal level Chris has been passionate about baseball his entire life, serving as captain of his high school baseball team at Cranbrook and coach of his sons' youth baseball teams
- Chris is also the Governor, President and CEO of the Detroit Red Wings, a member of the Original Six and the National Hockey League's most storied American-based franchise. Steeped in a



tradition of winning, and with some of the greatest players, coaches, and executives in league history, the Red Wings have captured 11 Stanley Cup titles.

- Chris is actively engaged in the community as Chairman of Ilitch Charities, the Detroit Red Wings Foundation and the Detroit Tigers Foundation. Ilitch companies, the organization's colleagues and owners, and Ilitch

foundations have donated more than \$230 million to worthy causes, have served over 5 million meals to those in need, and have donated thousands of volunteer hours in support of community programs and organizations.



- Beyond his work at the Ilitch companies and Ilitch Charities, Chris serves on the Board of Governors for the National Hockey League, board and executive committees for Business Leaders for Michigan, the Detroit Economic Club, and the Downtown Detroit Partnership. He is also an advisory board member of the Harvard Kennedy School Taubman Center for State and Local Government. He has served

on host/hospitality committees for the NCAA Men's Frozen Four Hockey Championship (co-chair), the NCAA Final Four Men's Basketball Tournament, Super Bowl XL, and the Major League Baseball All-Star game (chair).

- A graduate with a bachelor's degree in business administration from the University of Michigan, Chris is a proud father of three and resides with his wife Kelle and their children in metro Detroit.



# CHRIS McGOWAN

**PRESIDENT AND CEO,  
ILITCH SPORTS + ENTERTAINMENT**

Enters his first season as President and CEO of Ilitch Sports + Entertainment (IS+E), after being named to the position on December 6, 2021. McGowan oversees business operations for the Detroit Red Wings, Detroit Tigers, The District Detroit and all sports and entertainment venues managed by the Ilitch organization. He also serves on the board of directors for 313 Presents, a joint venture interest between IS+E and Pistons Sports & Entertainment.

- McGowan arrived in Detroit after a successful nine-year tenure (2012-21) as Chief Executive Officer of Vulcan Sports & Entertainment, where he was responsible for business operations of VSE sports franchises and facilities, including the NBA's Portland Trail Blazers and the NFL's Seattle Seahawks...he also served as VSE representative for the ownership stake in the Seattle Sounders of Major League Soccer.

- Under McGowan's leadership, IS+E will produce cohesive and innovative strategies with the engagement of Detroit sports and entertainment fans, partners, and employees at the forefront.

- Along with leading business operations for the Red Wings, Tigers, and The District Detroit, IS+E continues to operate the award winning Little Caesars Arena, home of the Red Wings, Detroit Pistons, and world-class entertainment; Comerica Park, home to the Detroit Tigers; and the iconic Fox Theatre...it provides facility management services at Pine Knob Music Theatre, Meadow Brook Amphitheatre, and Michigan Lottery Amphitheatre at Freedom Hill.

*"I'm thrilled about the opportunity to join the Ilitch organization and to lead Ilitch Sports and Entertainment. It's an exciting time for both the Red Wings and Tigers, and The District Detroit is a sports and entertainment epicenter unlike any other in the country. I look forward to getting started and helping bring memorable experiences to the great people of Detroit and beyond for years to come."*

- Chris McGowan

- The 2012 *Sport Business Journal* "40 Under 40" honoree brings a wealth of experience to the Metro Detroit and state-wide communities, where he will be an active participant/member with the Business Leaders of Michigan and Detroit Sports Commission.

- Prior to being named Trail Blazers and Rose Quarter President & CEO, McGowan spent 16 years with Los Angeles-based Anschutz Entertainment Group (AEG), including a final stint as Chief Operating Officer of AEG Sports, before becoming one of the NBA's youngest CEOs...prior to moving to the Pacific Northwest, McGowan was a part of a Stanley Cup Championship run for the LA Kings; an MLS Cup title for the LA Galaxy and played an important role in opening the former Staples Center, one of the country's most iconic sports and entertainment venues.

(McGowan, Cont.)

- With the help of McGowan's leadership and vision, both the Trail Blazers and Rose Quarter organizations saw record-breaking growth...in 2019, the Rose Quarter hosted its highest number of shows and concerts...during the 2019-20 NBA season, the Trail Blazers set an organizational record for ticket sales revenue.
- After serving as President/Chief Executive Officer for the Trail Blazers from 2012-18, McGowan was elevated to the additional role of CEO of Vulcan Sports & Entertainment in 2018



where his responsibilities expanded further into the professional sports franchises and entertainment properties in the Vulcan portfolio...his new role included managing a cross-functional executive team in both Portland and Seattle in leading those business operations.

- In 2017, McGowan was honored as one of the "Business Executives of the

Year" by the Portland Business Journal...locally, he was active in the Portland community and served as a board member of the Doernbecher Children's Hospital Foundation, Oregon Sports Authority, Oregon Business Council and Trail Blazers Foundation.

- In August 2013, McGowan and his team negotiated a community partnership with Moda Health that included naming rights to Moda Center...together, Moda and the Trail Blazers have energized Portland's hub for sports and entertainment, creating an urban showcase for healthy, active living.
- McGowan piloted major venue and technological improvements to the Rose Quarter campus and Trail Blazers Practice Facility during his tenure, including \$16 million in capital improvements. He also led a business restructuring to self-operate Moda Center, Veterans Memorial Coliseum and the Rose Quarter campus in 2013.
- Through a partnership with Live Nation and event ticketing systems under Ticketmaster, McGowan drove an unprecedented variety of events to the Rose Quarter, including Paul McCartney, Justin Timberlake, Elton John, Katy Perry, Garth Brooks, Taylor Swift, Bruno Mars, Billy Joel, the 2019 NCAA Women's Regional Basketball Tournament, the 2015 NCAA Men's Basketball Tournament and PK80 Invitational – a groundbreaking college basketball tournament featuring 16 of the country's top teams in a double-bracket format honoring Nike Co-Founder Phil Knight's 80th birthday in 2017.
- McGowan earned his bachelor's degree in International Relations from the University of Delaware in 1996, where he was captain of the soccer team. Chris and his wife, Susan, reside in the Metro Detroit area, and have two sons, Ryan and Kyle.



# AL AVILA

## EXECUTIVE VICE PRESIDENT, BASEBALL OPERATIONS & GENERAL MANAGER

The first Cuban-born General Manager in MLB history, Avila enters his 31st season in professional baseball, 22nd season with the Tigers and seventh full season overseeing the day-to-day baseball operations of the organization. Was named to his current position on August 4, 2015.

- Since Avila became the club's top baseball operations official, the Tigers have built a talented roster centered around a young core of players, supplemented by impact free agent signings and veteran players acquired via trade.

- In 2021, the ballclub overcame a slow 9-24 record to start its 2021 season, posting a 68-61 (.527) record over the rest of its schedule...the Tigers had a 28-win improvement from 2019 to 2021 (MLB's most recent full seasons), resulting in the third-largest increase in win percentage for any MLB team over that span (.292 in 2019 to .475 in 2021)...another signal of on-field progress is in team ERA, which dropped from 5.63 in 2020 to 4.32 in 2021 - the third-best improvement from any team in the Major Leagues over that span.



- Has made significant moves to shape the current roster since taking over as general manager... this includes hiring World Series Championship manager A.J. Hinch and acquiring numerous Major League players via trade (Tucker Barnhart, Jeimer Candelario, Eric Haase, Alex Lange, Austin Meadows, Jake Rogers), free agency (Javier Báez, Andrew Chafin, Robbie Grossman, Eduardo Rodriguez, Jonathan Schoop), MLB Draft (Matt Manning, Casey Mize, Tarik Skubal) and Rule 5 Draft (Akil Baddoo, Rony García, Victor Reyes)...also oversaw the development of multiple MLB All-Stars, including Gregory Soto (2021), Shane Greene (2019), Joe Jiménez (2018) and Michael Fulmer (2017).

- Though multiple top prospects have recently made their Major League debuts, the Tigers player development system enters 2022 ranked No. 6 among all organizations by *Baseball America*...according to MLB Pipeline, the Tigers have two of the game's top five prospects (Spencer Torkelson at No. 4 and Riley Greene at No. 5) and three in the top 40 (also, Jackson Jobe at No. 40).



- In pursuit of sustainable success, Avila has directed upgraded staffing and infrastructure in several areas of the club's baseball operations, including expanding staffing in the analytics, scouting and sport science/performance departments...also oversaw significant facility/technology upgrades at all facilities (including ballparks and dormitories) that are used by Tigers Minor Leaguers...Avila directed a re-organization of the club's player development system, which enters 2022 with 29 new hires and 15 internal promotions.

(Avila, Cont.)

- Initially joined the Tigers as Vice President/Assistant General Manager, being named to the position on April 15, 2002, a supporting role in leading the club's day-to-day baseball operations.
- Prior to his tenure in Detroit, Avila spent most of his career in professional baseball with the Florida Marlins, including serving as the Interim General Manager (2001-02 off-season), Assistant General Manager (2001), Director of Scouting (1998-2001), Director of Latin American Operations (1993-98) and Assistant Director of Latin American Operations (1992-93).



- Under Avila's guidance, the Marlins drafted a pair of future MLB All-Stars at the top of the MLB Draft in 1999 and 2000: Josh Beckett at No. 2 overall in 1999 and Adrián González No. 1 overall in 2000...the pair combined to play nearly three decades in the Major Leagues, post a total bWAR of 79.2 and earn eight trips to the MLB All-Star Game...Beckett also earned MVP honors in the 2003 World Series, which was won by the Marlins.

- On the international front, Avila led the 1999 signing of Miguel Cabrera, who has gone on to win the American League Triple Crown in 2012, two AL MVP awards (2012-13), 11 MLB All-Star nods and in 2021 became the 28th member of the 500 Home Run Club...Avila was also instrumental in the signing and

development of RHP Liván Hernández (1997 World Series MVP), 2B Luis Castillo, SS Álex González and SS Edgar Rentería, who all would go on to be named MLB All-Stars during their careers.

- As the Director of Scouting for the Marlins, Avila was responsible for the club's scouting efforts on both the national and international levels, and overseeing the development of those players at baseball academies in the Dominican Republic and Venezuela.
- Prior to joining the Marlins, Avila served as the Director of Athletics and head baseball coach at St. Thomas (FL) University from 1989-92...he led the team to a No. 3 ranking in the 1992 NAIA poll and won the Florida Sun Conference Championship in 1991 and 1992...Avila was named the 1991 Florida Sun Conference Coach of the Year and was inducted into the St. Thomas University Athletics Hall of Fame in 2016.
- Served as General Manager of the Daytona Beach Admirals of the Florida State League in 1987 and worked for the Los Angeles Dodgers organization in 1986.
- A graduate of Hialeah High School, Avila earned a master's degree in sports administration from St. Thomas University in 1986...the former catcher was signed as a non-drafted free agent with the Los Angeles Dodgers.
- Inducted into the Professional Baseball Scouts Hall of Fame in 2012.
- He and his wife, Yamile, have three children: sons, Alexander and Alan, and daughter, Annelisa Marie, and four grandchildren, Ambrose, Asher, Avery and Zoey.
- Is the son of Ralph Avila, a former Vice President of the Los Angeles Dodgers, and Senior Scouting Advisor in the Dominican Republic...he was named 2006 International Scout of the Year by Major League Baseball.



## DAVID CHADD

**VICE PRESIDENT,  
ASSISTANT GENERAL MANAGER**

Enters his 18th season with the Tigers and the seventh full season in his current role after being named a Vice President and Assistant General Manager on August 7, 2015. Joined the organization on November 4, 2004 as Vice President, Amateur Scouting.

- Assists Al Avila with organizational priorities and long-term planning, including scouting and advising on top prospects in the amateur draft.
- Guided the club in its selections of Alex Avila, Nicholas Castellanos, Chad Green, Corey Knebel, James McCann, Andrew Miller, Rick Porcello, Drew Smyly and Devon Travis during his tenure as Vice President, Amateur Scouting.
- Recognized by *Baseball America* as the top scouting director of the 2000s.
- Prior to joining the Tigers, Chadd spent three seasons as the Director of Amateur Scouting for the Boston Red Sox, signing Jon Lester, Jonathan Papelbon and 2008 American League Most Valuable Player Dustin Pedroia.
- Spent eight seasons (1994-2001) in the Florida Marlins scouting department, last serving as the Director of Scouting during the 2001 season...joined the Marlins as an area scout covering the Midwest in 1994, before being promoted to Midwest crosschecker in 1998.
- Chadd spent four years as an assistant coach with Kansas State University (1992-93) and Wichita State University (1990-91).
- Played outfield for Kansas State University and was named an All-American in 1988.
- Earned a bachelor's degree in education and a master's degree in athletic administration from Wichita State University.
- Inducted into the Kansas Baseball Hall of Fame on January 30, 2010.
- He and his wife, Janet, reside in Wichita, Kansas and have four children, Drew, Nate, Haley and Hannah.



## SAM MENZIN

**VICE PRESIDENT,  
ASSISTANT GENERAL MANAGER**

Enters his 10th full season in the Tigers organization and first as Vice President/Assistant General Manager after being named to the role on August 31, 2021.

- Reporting directly to the Executive Vice President of Baseball Operations and General Manager, he assists with leading the organization's day-to-day Major League operations, including player procurement, contract negotiations, roster construction, salary arbitration, payroll projections, and compliance with MLB rules and the CBA.



*(Menzin, Cont.)*

- Oversees the Major League Clubhouse, Athletic Training, Strength and Conditioning, and Nutrition departments.
- Assists the VP, Player Personnel regarding all aspects of the Pro Scouting department.
- Advises Player Development on philosophy, direction, best practices, and staffing.
- Prior to his current role, he served as the club's Director of Baseball Operations and Professional Scouting (2017-21), Director of Baseball Operations (2015-17), Baseball Operations Analyst and Coordinator of Baseball Operations (2013-15). Menzin joined the Tigers organization in June, 2012 as a Baseball Operations Intern.
- Prior to joining the Tigers, he served as a Baseball Operations Intern for Turner-Gary Sports.
- He was a member of the baseball team for four seasons at Swarthmore College (PA) and graduated in 2012 with a history degree.
- The native of Westbury, NY currently resides in Detroit, MI.



**JAY  
SARTORI**

**VICE PRESIDENT,  
ASSISTANT GENERAL MANAGER**

Enters his 15th season in baseball, seventh in the Tigers organization and first as Vice President, Assistant General Manager after being named to the position on August 31, 2021.

- Reporting to the Executive Vice President of Baseball Operations and General Manager, Sartori oversees the club's baseball analytics, research & development, performance science, advance scouting, data operations, and software engineering teams.
- Contributes to all aspects of Baseball Operations, including player personnel decisions, roster management, strategy analysis, contract negotiations, and rules and administration.
- Leads the club's innovation efforts in all areas of Baseball Operations, including scouting, player development and the Major League team.
- Prior to joining the Tigers, he spent three years at Apple, Inc., where he managed the App Store Sports and Entertainment categories, and then App Store Business Operations.
- Before working at Apple, Sartori served as an Assistant General Manager for the Toronto Blue Jays (2011-13) and as Director, Baseball Operations for the Washington Nationals (2010).
- Worked with Major League Baseball's Labor Relations Department (2006-09) in the role of Manager of Salary and Contract Administration, where he was a key member of the MLB Collective Bargaining team in 2006.
- Prior to joining the Commissioner's Office, he worked in the investment banking industry for Robertson Stephens and Pacific Growth Equities.
- Graduated from Boston College in 2001 with BS in Finance and Management Information Systems.
- Originally from Lynnfield, MA, Sartori currently resides in Royal Oak, MI.



## SCOTT BREAM

**VICE PRESIDENT,  
PLAYER PERSONNEL**

The 2022 season marks his 33rd in professional baseball, his 22nd with the Tigers and seventh in his role as Vice President, Player Personnel...served in a variety of roles over 12 seasons (1999-2010) during his first stint with the Tigers.

- Leads the club's professional scouting department and is active in scouting at the Major League level for the Tigers...is directly involved in special assignments for the organization.
- Served as the Tigers Director of Pro Scouting from 2013-15.
- Spent two seasons (2011-12) with the San Diego Padres as a Major League Scout/Special Assistant to the General Manager.
- Worked nine seasons as a Major League scout with the Tigers (2002-10).
- Joined the Tigers scouting team as an advance scout, spending three seasons in the role (1999-2001) before being named assistant general manager prior to the 2002 season.
- Played 10 seasons at the Minor League level with the Padres (1989-95), Chicago Cubs (1995) and Tigers (1996-98)...he saw action with Double A Jacksonville and Triple A Toledo in his three seasons as a player in the Tigers organization.
- Bream and his wife, Shelly, have two daughters, Brooke and Mackenzie.



## RYAN GARKO

**VICE PRESIDENT,  
PLAYER DEVELOPMENT**

Enters his first full season with the Tigers after being named the club's Vice President of Player Development on September 23, 2021...Garko leads all day-to-day operations and long-term planning of the club's player development system, which enters 2022 ranked No. 6 in MLB by *Baseball America*.

- Joined the organization after spending the last two seasons on the Major League coaching staff with the Angels, serving as a Coaching Assistant/Instant Replay Coordinator where he focused on the integration of analytics in the clubhouse and dugout, and advance work.
- Prior to his time with the Angels, Garko was the head coach at the University of the Pacific from 2018-19, manager of the Los Angeles (NL) Double A affiliate from 2016-17 and an assistant coach at Stanford University.
- Originally selected by Cleveland in the third round of the 2003 MLB Draft, Garko played six years in the Majors, hitting .275/.347/.434 with 75 doubles, three triples, 55 home runs and 250 RBI.
- Garko and his wife, Christie, reside in Laguna Niguel, CA with their children, Olivia and James.





## KIRK GIBSON

### Special Assistant to the EVP of Baseball Operations & General Manager

Enters his fourth year with the Tigers front office as a special assistant to the Executive Vice President of Baseball Operations and General Manager, after being named to the position on January 28, 2019. Brings a unique blend of success as a player and coach in multiple sports to his current role.



- Gibson assists in skills coaching with players at both the Major League and Minor League levels, is involved in baseball operations personnel meetings and participates in community relations events.
- In addition to his baseball operations duties, Gibson also serves as an on-air analyst with Bally Sports Detroit... this season marks his 12th on the network...was also a color analyst on FSN Detroit from 1998-2002.
- Had a successful coaching career in the Major Leagues, including five seasons as manager with Arizona (2010-14)...was named the National League Manager of the Year in 2011 after leading Arizona to a NL West Division title...began his coaching career as a bench coach for the Tigers from 2003-05 under manager Alan Trammell... served as the Diamondbacks bench coach from 2007 until assuming the interim manager title on July 1, 2010.
- Played 17 seasons in the Major Leagues, hitting .268/.352/.463 with 260 doubles, 255 home runs and 870 RBI in 1,635 games...was a key member of the Tigers 1984 (ALCS MVP) and Dodgers 1988 World Series Championship teams...was named the 1988 NL MVP, hitting .290 with 25 home runs and posting a career high 6.5 bWAR.
- Originally drafted in the first round (12th overall) by the Tigers in the 1978 MLB Draft...in the same year was also selected in the seventh round of the NFL Draft by the St. Louis Cardinals.
- Attended Michigan State University, where he was a standout on the football field...led the Spartans to a tie for the Big Ten title, set school and conference receiving records, and made several All-America teams...played just one season of baseball in East Lansing, hitting .390 with 16 homers and 52 RBIs in 48 games...was inducted into the College Football Hall of Fame on December 5, 2017.
- Kirk and his wife, JoAnn, have four children, Colleen, Kirk, Kevin, and Cameron...Kevin is an amateur scout with the Detroit Red Wings...Cameron was drafted by the Tigers in the fifth round of the 2015 MLB Draft.
- Started the Kirk Gibson Foundation in 1996 by awarding partial scholarships to men and women at Clarkston and Waterford Kettering High Schools in honor and memory of his parents. He has now repositioned the Kirk Gibson Foundation to promote cooperation, collaboration and teamwork in finding a cure for Parkinson's disease. More information can be found at [www.kirkgibsonfoundation.org](http://www.kirkgibsonfoundation.org) or on Twitter @23KGibby.

## WILLIE HORTON

### Special Assistant to the EVP of Baseball Operations & General Manager

One of the greatest Tigers of all-time, both on the field and in the community, Willie Horton continues in his role of executive advisor and special assistant. The "hometown hero" enjoys success in several outside ventures and has an undying passion for the Tigers and game of baseball, which he looks forward to sharing future prosperity with.



- Continues in his role as special assistant, which he was first named to in January, 2002.
- On May 22, 2019 the Detroit City Council named the intersection of Canfield St. and the John C. Lodge Service Drive be assigned the secondary name of Willie Horton Drive. Willie lived at three locations along Canfield, including the Jeffries Projects.
- In July, 2015 he was announced as spokesperson for the U.S. Navy film titled "The Birth of a Ship in a City Reborn", a film about the USS Detroit (LCS 7), a United States Navy Littoral Combat Ship.
- On June 20, 2015, awarded the "Hank Aaron Champion for Justice Award" by the Atlanta Braves and the National Center for Civil & Human Rights at the Braves third annual Heritage Weekend.
- On October 15, 2014, PACE Academy in Southfield, MI opened the Willie Horton Library.
- On April 12, 2013, Willie cast his hands in cement for the Detroit Historical Museum as a part of the Historical Society honoring legends who have always called Detroit "home." His hand cast with signature is part of an outdoor exhibit in the museum's Legends Plaza.
- Named the inaugural recipient of the Abner Doubleday Patriot Player Award on November 18, 2011...the award was presented by the National Infantry Foundation and honors a Major Leaguer who has made significant contributions in support of the military and their families.
- Honored with The Order of Saint Maurice on June 14, 2006, the highest military honor to be given to civilians... he was the first athlete to receive the award.
- Received testimonial resolution for community leadership from the Detroit City Council on October 13, 2004... was also honored with the Spirit of Detroit Award by the Detroit City Council on July 21, 2004.
- Honored by Detroit Northwestern High School, his alma mater, when the school named the Willie Horton Baseball and Softball Diamonds on August 6, 2004...the diamonds added a monument in his honor in 2005.
- Had his birthday, October 18, permanently designated as "Willie Horton Day" in the state of Michigan when Governor Jennifer Granholm signed House Bill 5200 on April 7, 2004.
- Named by Corp Magazine as one of Michigan's most influential African-American business leaders in 2003.
- Named to the CATCH Hall of Fame on October 16, 2002 as a community leader.
- First joined the Tigers front office on June 18, 2001 as part of a baseball committee created by Mike Ilitch.
- Was honored by the Tigers in having his jersey number 23 retired and a Comerica Park statue in his likeness unveiled on July 15, 2000.



(Horton, Cont.)


- An 18-year Major League veteran, he played 14 seasons in Detroit after signing at age 18 following an outstanding baseball career at Detroit Northwestern High School.
- Produced nearly 2,000 hits, 325 home runs and maintained a .457 slugging percentage during his Major League career...finished with 1,163 RBI, a .273 lifetime average and 2,028 games played.
- Voted as a starting outfielder for the 1965 All-Star Game...collected 104 RBI that season, second-most in the American League, and ranked sixth in the league with a .490 slugging percentage.
- Struggled with an ankle injury in 1967, but returned to the All-Star Game in 1968...capped the season by batting .304 with a home run and three RBI in the World Series as the Tigers took the World Championship.
- Threw out St. Louis' Lou Brock at home plate during the Tigers 5-3 win in Game Five of the 1968 World Series.
- Tied a Major League record with 11 putouts in left field on July 18, 1969 at Cleveland.
- Named to the All-Star squad again in 1970 and 1973, hitting .305 and .316, respectively, and tallying 17 home runs in each of those seasons...named to seven All-Star Teams in his career, but played in only four due to injury.
- Received the 1975 American League "Outstanding Designated Hitter" award and was named the 1975 Tiger of the Year...hit .275 with 25 home runs in 1975, his first full season in the designated hitter role.
- Also earned league Designated Hitter and Comeback Player honors in 1979.
- Played for both Detroit and Texas in 1977, for Cleveland, Oakland and Toronto in 1978, and finished his professional career with Seattle in 1979-80...hit 29 home runs in 1979 and collected 106 RBI.
- Became the 43rd player in Major League history to collect 300 career home runs when he went deep off Jack Morris in the Kingdome on June 6, 1979.
- Hit 20-or-more homers in seven of his seasons and remains fifth on the Tigers all-time list with 262.
- Named to the "Tigers Greatest" team as selected by fans in 1969.
- Played for and managed Valencia in the 1978-79 Venezuelan Winter League, capturing the Caribbean Title.
- Held coaching positions with the Tigers, Oakland Athletics, New York Yankees and Chicago White Sox.
- Departed Tiger Stadium in uniform during 1967 in a desperate attempt to quell rioting in Northwest Detroit.
- Served as second deputy chief and executive director chief for the Detroit Police Athletic League (PAL), and worked with the United Way, the Boys & Girls Clubs of America, the Meals on Wheels Program and the Foundation Fighting Blindness...also served as an advisory committee member of the Skillman Foundation and was a J.C. Penney Golden Rule Award panel member.
- Inducted into the Military Hall of Fame for his service as a guest speaker on many occasions in the U.S. and abroad...enshrined in both the Afro-American Hall of Fame (1992) and Michigan Sports Hall of Fame (1987).
- He and wife, Gloria, have seven children, 21 grandchildren, 23 great-grandchildren and three great-great grandchildren.

## JIM LEYLAND

### Special Assistant to the EVP of Baseball Operations & General Manager

In his 58th season of professional baseball, the third-winningest manager in franchise history continues to make an impact in the organization following his retirement from the dugout.

- Named to his current position as special assistant following his retirement from a 22-year managerial career, including eight seasons with Detroit.
- Retired from managing ranked 15th all-time with 1,769 wins and 14th with 3,499 games managed.
- Led Team USA to a championship in the 2017 World Baseball Classic.
- Guided the Tigers to the postseason four times during his managerial career with the club, including winning the American League Central Division title in three consecutive seasons from 2011-13 -- he is the only manager in franchise history to lead the club to the postseason four times.
- The Tigers advanced to the World Series twice during his managerial tenure, doing so in 2006 and 2012 -- he joins Hughie Jennings and Mickey Cochrane as the only managers to lead the club to the World Series multiple times.
- Recorded the 700th and final regular season win of his Tigers career on September 25, 2013 at Minnesota to clinch the American League Central Division Crown -- he is one of only three managers in franchise history to post 700 career wins with the club.
- Managed the American League All-Star squad to a 3-0 victory at the 84th Major League Baseball All-Star Game at Citi Field in New York in 2013...also managed the American League club in 2007, and was the National League manager in 1998.
- Tabbed the American League Manager of the Year by both the BBWAA and *The Sporting News* in 2006 after guiding the Tigers to the franchise's first playoff berth since 1987...selected the Major League Manager of the Year by *Baseball America*.
- Named the best manager in the American League by *Baseball America* in 2006, 2007 and 2012.
- Appointed the 36th manager in Tigers history on October 4, 2005.
- Spent six seasons (2000-05) as a Major League scout for the St. Louis Cardinals -- scouted National League clubs from Pittsburgh and American League clubs from Cleveland.
- Spent 14 seasons as a manager at the Major League level for the Pittsburgh Pirates (1986-96), Florida Marlins (1997-98) and Colorado Rockies (1999).





(Leyland, Cont.)

- Won three straight National League East Division championships with the Pirates from 1990-92... advanced to the postseason with the Marlins as the National League's Wild Card winner in 1997, eventually defeating Cleveland to claim the World Series title.
- Named the National League Manager of the Year by the BBWAA in 1990 and 1992...earned the same honor from *The Sporting News* in 1988, 1990 and 1992.
- Served as Tony La Russa's third base coach for four seasons (1982-85) with the Chicago White Sox, before being named the 33rd manager in Pirates history on November 20, 1985.
- Managed for 11 seasons at the Minor League level in the Tigers organization from 1971-81, advancing to the postseason six times, and claiming his respective league championship three times.
- Selected as the manager of the year in the Florida State League in both 1977 and 1978, while he earned the same honor in the American Association in 1979.
- Spent six seasons as a catcher in the Tigers organization from 1964-69.
- Earned the Dapper Dan Man of the Year Award in 1990, an honor given to a Pittsburgh Sports Figure for outstanding achievement on a national level.
- A native of Perrysburg, OH, he lettered in football, basketball and baseball at Perrysburg High School...the school's baseball field is named after Leyland...inducted into Perrysburg High School's Hall of Fame on February 2, 2007.
- Inducted into the Florida State League Hall of Fame on November 10, 2010.
- Served as the Grand Marshal of America's Thanksgiving Day Parade on November 28, 2013.
- He, his wife, Katie and their two children, Patrick and Kellie reside in Pittsburgh, PA during the offseason.
- His son, Patrick, was selected by the Tigers in the eighth round of the 2010 MLB Draft.

## LANCE PARRISH

### Special Assistant to the EVP of Baseball Operations & General Manager

Entering his third year in his role with the club's front office, the legendary Tigers catcher and coach serves as a special assistant and advisor to Executive Vice President of Baseball Operations and General Manager, Al Avila.

- Named to his current position on November 12, 2019 after a two-year stint as manager of Single A West Michigan, where he led the Whitecaps to a combined 118-160 record, including one playoff berth.
- In his role, Parrish works with Tigers Major and Minor League players in a variety of areas related to their on-field development, and participate in baseball operations personnel meetings throughout the year. Parrish, who resides in Clarkston, MI, will visit the club's affiliates during the season.
- Prior to his time with the Whitecaps, Parrish managed for four seasons with Double A Erie (2014-17), posting a career-high 71 wins in his first season leading the club. His other stints as a coach in the Tigers system include as Major League bullpen coach (2000, 2003-05) and third base coach (1999, 2001).
- Served as color analyst on Detroit games on UPN-50 during the 2002 season.
- Before taking a break from professional coaching, Parrish managed the Ogden Raptors of the Pioneer League (2006) and was named inaugural manager of the Great Lakes Loons of the Midwest League in 2007.
- He began the 1997 season on the coaching staff of Double A San Antonio in the Los Angeles Dodgers system, before earning a promotion to manager during the 1998 campaign.
- Spent the 1996 season as a roving catching instructor with Kansas City.
- Prior to his coaching career, Parrish played for the Tigers from 1977-86 after being selected with the club's first pick (16th overall) in the June 1974 MLB Draft. Parrish's legendary career helped bring the 1984 World Series Championship to Detroit, and ranks as one of the franchise's greatest backstops of all-time.
- In addition to three Gold Glove Awards (1983-85), he won the Silver Slugger Award at catcher six times (1980, 1982-84, 1986, 1990) and was a eight-time All-Star. Hit .252/.313/.440 over 1,988 career games, with 305 doubles, 27 triples, 324 home runs and 1070 RBI.
- Retired after a 19 season Major League career, spending time with the Tigers, Angels (1989-92), Mariners (1992), Indians (1993), Pirates (1994) and Blue Jays (1995).



**ALAN TRAMMELL****Special Assistant to the EVP of Baseball Operations & General Manager**

Entering his eighth season as a special assistant to Executive Vice President of Baseball Operations and General Manager, Al Avila, the former Tigers manager and Baseball Hall of Famer remains integral to the organization's baseball operations.

- Named to his current position on November 3, 2014 after spending four years as the bench coach for the Arizona Diamondbacks.
- In his role, Trammell assists in coaching at both the Major and Minor League levels of the organization, is involved in baseball operations personnel meetings, travels throughout the Minor League system and participates in community relations engagements.
- Elected to the National Baseball Hall of Fame by the Modern Baseball Era Committee on December 10, 2017... was officially inducted on July 29, 2018 in Cooperstown, NY.
- Had his uniform #3 retired by the Tigers on August 26, 2018 at Comerica Park...became the eighth Tigers player to receive this honor.
- Served as the bench coach for the Chicago Cubs from 2007-10, helping the team to back-to-back NL Central Division titles in 2007-08.
- Became the 35th manager in Tigers history in October, 2002, leading the club from 2003-05.
- Spent three seasons as the first base coach of the San Diego Padres from 2000-02.
- Served in the Tigers organization as an assistant to baseball operations, focusing on player instruction and scouting, in 1997-98 and as the Tigers hitting coach in 1999.
- One of the best players in Tigers history, Trammell spent all 20 years of his playing career with the Tigers, hitting .285/.352/.415 with 185 home runs and 1,003 RBI in 2,293 games.
- One of only three players in franchise history to play 20-or-more seasons in a Tigers uniform, joining Ty Cobb and Al Kaline.
- Ranks in the top 10 of many Tigers all-time franchise records for position players, including: bWAR (5th, 70.7), stolen bases (5th, 236), games played (5th, 2,293), doubles (6th, 412), hits (7th, 2,365) and RBI (8th, 1,003).
- A six-time All-Star selection during his playing days (1980, 1984-85, 1987-88, 1990), he won four Gold Glove awards at shortstop (1980-81, 1983-84) and three Silver Slugger Awards as the top offensive shortstop (1987-88, 1990). Also accrued the most defensive bWAR (22.7) of any player in franchise history.
- Combined with teammate Lou Whitaker to hold the AL record after playing in 1,918 games together at shortstop and second base.
- Finished second in the balloting for American League Most Valuable Player in 1987, posting career bests with a .343 batting average, 205 hits, 28 home runs and 105 RBI while leading the Tigers to the American League East Division title.
- Earned Most Valuable Player honors during the 1984 World Series after hitting .450 (9x20) with two home runs and six RBI as the Tigers defeated the Padres in five games.
- Made his debut in 1977 at 19 years old after being selected in the second round of the 1976 MLB Draft.
- Inducted into the Michigan Sports Hall of Fame in 2000 and the San Diego Hall of Champions' Breitbart Hall of Fame and Polish-American Sports Hall of Fame in 1998.
- He and his wife, Barbara, have three adult children, Lance, Kyle and Jade.

**MIKE RUSSELL****Special Assistant to the EVP of Baseball Operations & General Manager**

In his 34th season in professional baseball, Russell continues in his role as a Special Assistant to Executive Vice President of Baseball Operations and General Manager, Al Avila, after being named to the position on November 4, 2016.

- Spent two seasons in the Diamondbacks organization, serving as a Special Assistant to Senior Vice President...oversaw the team's Pro Scouting Department and advised on player trades and acquisitions.
- Prior to his tenure in Arizona, he worked on the Tigers Major League scouting staff from 2002-14...primary role was scouting National League Eastern Division teams and players, which aided in the acquisition of Miguel Cabrera from the Florida Marlins in 2007.
- Spent two seasons with the Toronto Blue Jays from 1994-96 as an area supervisor and Latin America scout, before a six-year stint with the Florida Marlins beginning in 1996 as an area supervisor and special assignment scout.
- Began his pro career as an area supervisor with the San Francisco Giants in 1988-89...returned to the Giants as a national crosschecker from 1991-93.
- Worked as a recruiting coordinator for the University of Tennessee in 1990.
- Has scouted for four World Series teams (1989 Giants, 1997 Marlins, and 2006 and 2012 Tigers) and signed seven Major League players, including Billy Koch, Cesar Izturis and Pat Rapp.
- Inducted into the Professional Baseball Scouts Hall of Fame in 2013.
- He and his wife, Jodi, have a daughter, Katie, and reside in Gulf Breeze, FL.





## ALAN AVILA

### Associate General Counsel, Ilitch Sports + Entertainment

- Enters his seventh full season in the Tigers organization and first in the role of Associate General Counsel, Ilitch Sports + Entertainment.
- Avila provides legal support and service to all departments within the Tigers organization...additionally, he assists the SVP, General Counsel with all legal and compliance matters associated with IS+E and its affiliated companies.
- Responsibilities with the Tigers include reviewing, drafting, managing, and enforcing the Tigers business contracts and operational agreements; assisting with negotiations, salary arbitration and grievances; ensuring compliance with applicable law and MLB rules and regulations.
- He attended Nova Southeastern University (FL), where he played baseball and graduated in 2011 with a degree in Business Administration.
- He earned his Juris Doctor degree from Florida International University College of Law in 2014.
- The native of Pembroke Pines, FL currently resides in Metro Detroit with his wife, Amy, and their sons, Asher and Ambrose.



## DR. GEORGIA GIBLIN

### Director, Performance Science

- Dr. Giblin enters her third season as the club's Director of Performance Science, after originally joining the Tigers as a post-doctoral fellow through a partnership with the University of Michigan.
- Dr. Giblin leads the Performance Science department, which focuses on building and implementing a sustainable system to assist players with performing at their maximum capacity and remaining healthy using traditional baseball methods supported by data-based analysis and advanced technology.
- Following the 2021 season, Dr. Giblin was presented the Dwight Lowry Award - given to the Player Development Person of the Year.
- Prior to joining the Tigers, Dr. Giblin completed her doctorate in Biomechanics and Skill Acquisition at Victoria University in Melbourne, Australia, and worked four years as a biomechanist at the Queensland Academy of Sport, supporting the softball, track and field, triathlon, and archery Olympic programs.
- Based out of the club's TigerTown complex, Dr. Giblin resides in Lakeland, FL.



## JIM LOGUE

### Director, Baseball Research & Development

- Logue enters his sixth season in the Tigers organization and fourth in his current role...initially joined the Tigers organization in 2016 as Manager, Baseball Analytics.
- Leads a team of analysts and manages the development of predictive models and analytical tools that are used to support every aspect of Baseball Operations.
- Research and Development serves as a resource for all aspects of the club's Baseball Operations, including professional and amateur scouting, player development, advance scouting, and the front office.
- Prior to joining the Tigers, Logue worked with the New York Yankees from 2007-2016 in various roles, most recently as Senior Analyst, Quantitative Analysis.
- Graduated from Amherst College with a degree in economics.
- Jim and his wife, Hillary, reside in Plymouth, MI.



## JOSH KRAGNESS

### Director, Software Engineering

- The 2022 campaign marks his fifth with the Tigers, and first as the club's Director of Software Engineering.
- Joined the organization as a senior software engineer in May, 2018, and now leads a team of four software engineers.
- Baseball Software Engineering continually improves and maintains the club's internal software applications, which are used to support analysis and decision-making throughout baseball operations.
- Before joining the Tigers, Kragness spent parts of three years (2016-18) with STATS Perform as a software engineer...served as lead developer on STATS Video Solution (SVS), a video logging and analytics tool used by Major League teams.
- Prior to his time with STATS Perform, Kragness worked at various non-sport technology companies following his graduation in 2004 from Taylor University with a computer science degree.





## JOSH SMITH

### Director, Baseball Data Infrastructure

- Entering his first season with the Tigers, Josh oversees the team that is responsible for data architecture and operations.
- Before joining the Tigers, Smith spent four years (2018-21) as a data engineer with the Seattle Seahawks...in that role he created a data and analytics ecosystem supporting sports science, player evaluation/acquisitions and game planning... during his time with the organization, the Seahawks made three consecutive playoff appearances.
- First worked in sports as a member of the Pittsburgh Pirates front office, spending parts of seven seasons (2012-18) as a data engineer...created predictive models used in player evaluation and advanced game preparation, in addition to serving as the club's primary analyst for the MLB Draft.
- Prior to his time in sports, Smith worked as a data scientist/architect at numerous consulting firms and businesses across the country.
- He earned a bachelor's degree in information systems from Eastern Michigan University in 2001, and master's in computer science from DePaul University in 2010.



## DAN LUNETTA

### Director, Minor League Operations

- Entering his 18th season with the Tigers organization, Lunetta was named the Director of Minor League Operations on December 8, 2004.
- Based out of Lakeland, FL, Lunetta oversees the day-to-day player development business/administrative operations of the Minor League system, which includes the club's six Minor League affiliates in the United States and two in the Dominican Republic.
- Responsible for maintaining the player development system's compliance with Major League rules, and also oversees the Tigers entire baseball operations budget.
- Supervises the Florida baseball operations at TigerTown, including Spring Training, extended Spring Training, Gulf Coast League and Florida Instructional League, while he also served as the baseball operations point person for the Tigers renovation project at TigerTown in Lakeland.
- Lunetta was selected as the recipient of the 2016 Sheldon "Chief" Bender Award, presented to an individual in Minor League Baseball with distinguished service and a track record of being instrumental in player development.
- Prior to joining the Tigers organization he spent two seasons as a Special Assistant to the General Manager with the Montreal Expos (2002-03).
- Lunetta spent 10 seasons with the Florida Marlins, joining the organization as the Director of Minor League Administration on December 1, 1991, before being promoted to Director of Major League Administration on November 1, 1998.
- Served two seasons (1990-91) as the General Manager of Triple A Rochester in the International League.
- He spent the 1989 season as the Director of Team Travel and Spring Training Coordinator for the Cincinnati Reds, after serving the previous three seasons as the Director of Team Travel with Montreal (1986-88).
- Spent the 1985 season as the Director of Baseball Operations with Triple A Buffalo in the International League.
- Began his baseball career in 1980 as the General Manager of Single A Jamestown in the New York-Penn League, while also serving as the assistant spring training coordinator with Montreal.
- Lunetta was a 2014 Inductee into the Chautauqua County (NY) Sports Hall of Fame.
- A native of Jamestown, NY, Lunetta is a graduate of State University of New York at Brockport and resides in Lakeland, FL, with his wife, Jhoanna and have two sons, Tony and Sammy.



## SCOTT PLEIS

### Director, Amateur Scouting

- Enters his 15th season in the Tigers organization and the 12th full season in his current role...oversees the club's amateur scouting department and leads the organization's efforts in the MLB Draft.
- Under his direction the Tigers have selected a number of standout players that either recently graduated from or are currently considered top prospects, including: RHP Casey Mize, INF Spencer Torkelson, OF Riley Greene, LHP Tarik Skubal, RHP Matt Manning, RHP Jackson Jobe and C Dillon Dingler.
- Pleis joined the Tigers as a national crosschecker following the 2007 season, a position he held until being named to his current position on August 6, 2010.
- Prior to joining the Tigers, Pleis served as the East Coast Crosschecker with the Chicago Cubs for three years (2005-07), and served as an area scout with the New York Yankees for 10 years (1995-2004).
- Was a fourth round draft selection by the Toronto Blue Jays in 1981, he played two seasons in the Blue Jays organization (1981-82), and three in the St. Louis Cardinals organization (1983-85), before retiring following the 1985 season.
- Pleis and his wife, Lisa, have two sons, Austin and Brock.





## CHERYL EVANS

### Director, Minor League and Scouting Administration

- Enters her 42nd season in professional baseball and 18th with the Tigers after joining the club in February, 2005.
- Before joining the Tigers, she spent the previous three seasons as the Director of Minor League Administration with the Florida Marlins...joined the Marlins in 1991 as the administrative assistant to the scouting department, a position she held until being named manager of scouting administration following the 1998 season.
- She spent the 1990 and 1991 seasons as the administrative assistant to the scouting department with the Montreal Expos, where she also served as an office manager from 1985-89.
- Evans began her career in professional baseball while still in college as a seasonal employee at the Montreal Expos Spring Training home in West Palm Beach in 1969, and remained with the organization in that role until 1974.
- Currently resides in Lakeland, FL with her husband, Tom. They have two grown children and three grandchildren: son, Mike, and his wife, Karolyn, reside in Rutherfordton, NC with their son, Landry, while daughter, Cori, and her husband, Bryan, reside in Lakeland, FL with their daughter, Addi, and son, Jake.



## TOM MOORE

### Director, International Operations

- Entering his 28th season in baseball and 17th season with the Tigers.
- Oversees all aspects of the Tigers international operations, which includes managing both operations and signing bonus budgets as well as the international amateur and professional scouting efforts in Latin/South America, Asia, Australia and Europe. Collaborates on decisions relating to the Dominican Academy, including player and staff decisions, operations and facility improvement projects.
- As director of the department, has been involved in scouting and signing of numerous big league players, including these players who appeared in the Major Leagues in 2021: Willy Adames, Anthony Castro, Harold Castro, Avisail García, Hernán Pérez, Gregory Soto and Eugenio Suárez.
- From that list, Gregory Soto emerged as a high-leverage bullpen arm who earned a spot on the All-Star roster in 2021...there have been 38 players signed as international amateur free agents in the last 15 years who have made it to at least one of the last four All-Star Games (2017-19, 2021)...of all Major League clubs, only St. Louis (4), Detroit (3) and New York (AL) (3) initially signed more than two players from that list of 38.
- Several prospects who were signed during Moore's tenure are on the MLB Pipeline top-30 Tigers prospects list entering the 2022 season, including: Roberto Campos (No. 8), Cristian Santana (9), Abel Bastidas (19), Adinso Reyes (24), Jose De La Cruz (29).
- Joined the Tigers organization on November 30, 2005 as the Assistant Director of Professional and International Scouting...prior to joining the Tigers organization, Moore spent the previous 11 seasons with the Boston Red Sox, including four years as the Assistant Director of Professional and International Scouting and four years as the Assistant Director of Scouting.
- Began his baseball career in February, 1995 as an intern in the Boston Red Sox baseball operations department...in May of that year he took over the Major League video coordinator duties before joining the club full time as a baseball operations assistant in January, 1996.
- A 1995 graduate from Springfield College, Moore lives in Reading, MA with his wife, Kerri, sons, William and Timothy, and daughter, Emma.



## MIGUEL GARCIA

### Director, Latin American Operations

- Entering his 38th season in professional baseball and his 17th season with the Tigers after joining the organization on November 30, 2005.
- Garcia is responsible for all aspects of the club's baseball operations efforts in Venezuela and also responsible for the supervision of scouting efforts in Latin America and other special assignments.
- Among the players signed during his tenure are Sandy Baez, Harold Castro, Avisail García, Dixon Machado, Melvin Mercedes, Steven Moya, Jose Ortega, Hernán Pérez, Bruce Rondón, Gregory Soto and Eugenio Suárez, who all have seen action at the Major League level with the Tigers...additionally, Garcia had a hand in signing Willy Adames, who reached the Major Leagues in 2018 with Tampa Bay.
- Prior to joining the Tigers organization, Garcia spent the previous four seasons as the Coordinator of Latin American Scouting for the Boston Red Sox and served as a scout and supervisor of operations in Venezuela with the Florida Marlins organization from 1997-2001.
- A lefthanded pitcher, Garcia was signed by the California Angels as a non-drafted free agent in 1984 and made his Major League debut with the club in 1987...in addition to his time with the Angels in 1987, Garcia saw action with the Pittsburgh Pirates in three seasons (1987-89).
- Garcia assisted current Tigers Executive Vice President of Baseball Operations and General Manager Al Avila with Florida's signing of Miguel Cabrera.
- Garcia and his wife, Adriana, reside in Wesley Chapel, FL, with their daughters, Mariangelica and Anacorina.





## DETROIT **D** ROOTS

# COMMUNITY IMPACT

The Detroit Tigers are on a mission to inspire, enable, and champion positive character development, academic achievement, equitable sport access, and balanced wellness for children through the power of baseball.

[tigers.com/community](https://www.tigers.com/community)





---

# ***MANAGER & COACHING STAFF***

---





	<b>14</b>	<b>A.J. HINCH</b> MANAGER
	BORN: MAY 15, 1974	
	HOMETOWN: MIDWEST CITY, OK	
	<b>Opening Day Age:</b> 47 <b>Former Position:</b> Catcher <b>Managerial Experience:</b> Eight Seasons - Arizona (2), Houston (5), Detroit (1) <b>Postseason Highlights:</b> WS Championship (2017), AL Pennant (2019)	

On October 30, 2020, A.J. Hinch was named the 39th manager in Detroit Tigers history. Hinch has one of the most diverse range of experiences of any manager in baseball, including having success in roles as a player, manager and front office executive since breaking into professional baseball in 1997.

- Enters the 2022 campaign with a 647-537 career managerial record after stints with Arizona (2009-10) Houston (2015-19) and Detroit (2021-present)...entering the 2022 campaign, he ranks second among active Major League managers (min. eight seasons) in career win percentage at .546.
- In his first season as Tigers manager, the club overcame a slow 9-24 record to start its 2021 season, posting a 68-61 (.527) record over the rest of its schedule, which was the eighth-best winning percentage in the American League over that span...the Tigers had a 28-win improvement from 2019 to 2021 (MLB's most recent full seasons), resulting in the third-largest increase in win percentage for any MLB team over that span (.292 in 2019 to .475 in 2021).
- Did not manage during the 2020 season while serving a one-year suspension from Major League Baseball.
- Under his leadership in Houston, his most recent managerial stint prior to Detroit, the Astros reached the playoffs four times in five seasons, including in his first year as manager in 2015...that playoff appearance snapped a nine-year drought for Houston, posting a 16-win improvement from the club's record the year before.
- En route to a franchise-record .594 winning percentage during his time with the Astros, Hinch led the club to 100-plus wins in three-straight seasons (2017-19), a World Series Championship (2017) and American League Pennant (2019).
- For his efforts during the 2017 season, he was named the *Baseball America* Manager of the Year and Esurance MLB Award as Major League Baseball's Best Manager...following his first season in Houston in 2015, he finished second in voting for 2015 BBWAA American League Manager of the Year Award.
- Managed the 2018 American League All-Star Team to a 10-inning, 8-6 victory at Nationals Park in Washington, D.C.
- His first managerial post was with Arizona, serving in the role for parts of the 2009 and 2010 seasons... he was 34 years-old at the time of his appointment, the youngest manager in the Major Leagues.
- Between his time as manager in Arizona and Houston (2011-14) he worked in San Diego's front office, serving as Vice President of Scouting and Assistant General Manager...in that role he oversaw all aspects of the club's professional scouting and medical departments, while assisting with the club's roster composition, player acquisitions, talent evaluation and contract negotiations.
- Had additional front office experience with Arizona, where he worked from 2005-09 following his retirement as a player...held multiple roles including Director of Player Development until being named the club's field manager in 2009.
- Had a seven-year Major League playing career, suiting up for 350 games between Oakland (1998-2000), Kansas City (2001-02), Detroit (2003) and Philadelphia (2004)...over his career, the catcher hit .219/.280/.356 with 28 doubles, 32 home runs and 112 RBI.
- During his lone season in Detroit, Hinch played for then-manager and current Special Assistant to the General Manager, Alan Trammell, batting .203 (15x74) with three homers and 11 RBI over 27 games.
- Was drafted three times as an amateur, eventually signing with Oakland after being selected in the third round of the 1996 MLB Draft.
- Played collegiately at Stanford University, where he established himself as one of the best catchers in the country...was a three-time All-American and All-Pac-10 team selection, and two-time Pac-10 Player of the Year, while leading the Cardinal to the College World Series in 1996 and finishing the season as a finalist for the Golden Spikes Award.
- During his time in Palo Alto, Hinch earned his Bachelor of Science in psychology and was a member of the 1996 bronze medal-winning U.S. Olympic Baseball Team.



**RECORD AS A MANAGER**

Year	Club	League	W	L	Pct.	Div. Finish	Games +/-
2009	Arizona	National	58	75	.436	5th	+25.0
2010	Arizona	National	31	48	.392	5th	+27.0
2015	Houston	American	86	76	.531	2nd	+2.0
2016	Houston	American	84	78	.519	3rd	+11.0
2017	Houston	American	101	61	.623	1st	-21.0
2018	Houston	American	103	59	.636	1st	-6.0
2019	Houston	American	107	55	.660	1st	-10.0
2021	<b>DETROIT</b>	<b>American</b>	<b>77</b>	<b>85</b>	<b>.475</b>	<b>3rd</b>	<b>-16.0</b>
AL TOTALS			558	414	.574		
DETROIT TOTALS			77	85	.475		
NL TOTALS			89	123	.420		
MAJOR LEAGUE TOTALS			647	537	.546	(Eight Seasons)	

**RECORD AS A PLAYER**

Year	Club	AVG	G	AB	R	H	TB	2B	3B	HR	RBI	SH	SF	HB	BB	SO	SB	CS	OBP	SLG	E
1997	Modesto	.309	95	333	70	103	194	25	3	20	73	4	4	11	42	68	8	3	.400	.583	0
	Edmonton	.376	39	125	23	47	66	7	0	4	24	0	0	3	20	13	2	0	.473	.528	0
1998	<b>Oakland</b>	<b>.231</b>	<b>120</b>	<b>337</b>	<b>34</b>	<b>78</b>	<b>115</b>	<b>10</b>	<b>0</b>	<b>9</b>	<b>35</b>	<b>13</b>	<b>7</b>	<b>4</b>	<b>30</b>	<b>89</b>	<b>3</b>	<b>0</b>	<b>.296</b>	<b>.341</b>	<b>9</b>
1999	Vancouver	.377	15	61	9	23	32	3	0	2	7	0	0	1	3	12	1	1	.415	.525	0
	<b>Oakland</b>	<b>.215</b>	<b>76</b>	<b>205</b>	<b>26</b>	<b>44</b>	<b>71</b>	<b>4</b>	<b>1</b>	<b>7</b>	<b>24</b>	<b>9</b>	<b>1</b>	<b>2</b>	<b>11</b>	<b>41</b>	<b>6</b>	<b>2</b>	<b>.260</b>	<b>.346</b>	<b>5</b>
2000	Sacramento	.266	109	417	65	111	156	23	2	6	47	2	5	7	45	67	5	5	.344	.374	0
	<b>Oakland</b>	<b>.250</b>	<b>6</b>	<b>8</b>	<b>1</b>	<b>2</b>	<b>2</b>	<b>0</b>	<b>0</b>	<b>0</b>	<b>0</b>	<b>0</b>	<b>0</b>	<b>0</b>	<b>1</b>	<b>1</b>	<b>0</b>	<b>0</b>	<b>.333</b>	<b>.250</b>	<b>1</b>
2001	Omaha	.321	45	168	28	54	98	14	0	10	33	0	1	1	11	33	1	0	.365	.583	0
	<b>Kansas City</b>	<b>.157</b>	<b>45</b>	<b>121</b>	<b>10</b>	<b>19</b>	<b>40</b>	<b>3</b>	<b>0</b>	<b>6</b>	<b>15</b>	<b>1</b>	<b>1</b>	<b>3</b>	<b>8</b>	<b>26</b>	<b>1</b>	<b>1</b>	<b>.226</b>	<b>.331</b>	<b>3</b>
2002	<b>Kansas City</b>	<b>.249</b>	<b>72</b>	<b>197</b>	<b>25</b>	<b>49</b>	<b>79</b>	<b>7</b>	<b>1</b>	<b>7</b>	<b>27</b>	<b>2</b>	<b>0</b>	<b>3</b>	<b>18</b>	<b>35</b>	<b>3</b>	<b>3</b>	<b>.321</b>	<b>.401</b>	<b>4</b>
2003	Toledo	.259	55	185	20	48	77	15	1	4	23	2	1	4	13	38	0	1	.320	.416	0
	<b>DETROIT</b>	<b>.203</b>	<b>27</b>	<b>74</b>	<b>7</b>	<b>15</b>	<b>29</b>	<b>3</b>	<b>1</b>	<b>3</b>	<b>11</b>	<b>1</b>	<b>2</b>	<b>2</b>	<b>3</b>	<b>18</b>	<b>0</b>	<b>0</b>	<b>.247</b>	<b>.392</b>	<b>2</b>
2004	Scranton/WB	.230	77	265	21	61	78	9	1	2	32	1	3	8	24	48	0	0	.310	.294	0
	<b>Philadelphia</b>	<b>.182</b>	<b>4</b>	<b>11</b>	<b>1</b>	<b>2</b>	<b>3</b>	<b>1</b>	<b>0</b>	<b>0</b>	<b>0</b>	<b>0</b>	<b>0</b>	<b>0</b>	<b>0</b>	<b>4</b>	<b>0</b>	<b>0</b>	<b>.182</b>	<b>.273</b>	<b>0</b>
2005	Scranton/WB	.279	85	269	30	75	103	15	2	3	44	2	4	9	22	45	0	0	.349	.383	8
MINOR LEAGUE TOTALS		.286	520	1,823	266	522	804	111	9	51	283	11	18	44	180	324	17	10	.361	.441	8
MAJOR LEAGUE TOTALS		.219	350	953	104	209	339	28	3	32	112	26	11	14	71	214	13	6	.280	.356	24



# 53

## SCOTT COOLBAUGH

HITTING COACH

BORN: JUNE 13, 1966      HOMETOWN: BINGHAMTON, NY

Opening Day Age: 55

Former Position: Infielder

Years as Professional Player: 13 (1987-1999)

Enters his second season on the Tigers coaching staff as the club's hitting coach, after serving as the assistant hitting coach for the Chicago White Sox during the 2020 season.

- Has over 21 years of experience as a professional hitting coach between 1999 and present, recently helping to develop and grow some of the sport's most successful players.
- In his first season in Detroit, the Tigers led the Majors with 37 triples and had several standout offensive performers, including Robbie Grossman posting the first 20 double, 20 stolen base season by a Tiger since Curtis Granderson in 2009, Jeimer Candelario tying for the American League lead in doubles with 42 and Akil Baddoo and Eric Haase being among the best rookies in the American League.
- Working with White Sox hitters during the 2020 season, the club posted one of the best offensive campaigns in recent memory...as a team they ranked among the American League leaders in many offensive categories, including: first in slugging percentage (.453) and average fly ball distance (328.6 feet), second in batting average (.261), and tied for third in extra-base hits (196)...slugger José Abreu also earned AL Most Valuable Player honors following the season.
- Spent 2019 with Triple A Oklahoma City as hitting coach, working closely with young Dodgers talent such as top prospect Gavin Lux, who was *Baseball America's* Minor League Player of the Year that season...the club also ranked third in the Pacific Coast League in walks (573).
- Was the Major League hitting coach for Baltimore from 2015-18...during his tenure with the Orioles, the club had the third-highest home run total (890) of any in the Major Leagues, while also ranking eighth in



# 2022 TIGERS

total bases (9,367) and ninth in slugging percentage (.423)...Baltimore led baseball with 253 homers in 2016, and seven Orioles hit 20-plus longballs in 2017.

- Spent eight seasons (2007-14) in the Texas organization as a hitting instructor, including time as the Major League hitting coach from June of 2011 through the end of the 2012 season...in 2011, the Rangers led the big leagues in batting average (.283), and won the American League pennant...Texas led baseball in runs scored (808) and ranked second in the AL in batting average (.272) during the 2012 campaign.
- Prior to joining the Major League staff with the Rangers, he worked as a hitting coach in the club's Minor League system from 2007-11, including time with Double A Frisco (2007-08), Triple A Oklahoma City (2009-10) and Triple A Round Rock (2011, 13)...began his coaching career in the Arizona system from 1999-2004.
- The former third baseman played in parts of four seasons in the Major Leagues, spending time with Texas (1989-1990), San Diego (1991) and St. Louis (1994)...posted a combined .215/.281/.310 slashline with eight homers and 41 RBI over 167 career games.
- Originally drafted by Texas in the third round of the 1987 MLB Draft out of the University of Texas...was an All-American with the Longhorns, hitting .361 with 15 home runs as a junior in 1987...his .351 career batting average ranks as the 13th highest in school history.
- Serves on the Board of Directors for Diamond Dreams, a non-profit organization that honors the memory of his brother, Mike, by promoting safety in the game of baseball and providing support to members of the baseball community in need...Mike Coolbaugh died while coaching first base for the Tulsa Drillers in July of 2007.

### RECORD AS A MANAGER

Year	Club	League	W	L	Pct.	Div. Finish	Games +/-
2000	High Desert	California	48	92	.436	5th	-41.0
2001	Lancaster	California	61	79	.436	5th	-30.0
2003	El Paso	Texas	67	73	.479	3rd	-21.5
2004	El Paso	Texas	48	89	.350	4th	-36.5
MINOR LEAGUE TOTALS			224	333	.402		

### RECORD AS A PLAYER

Year	Club	AVG	G	AB	R	H	TB	2B	3B	HR	RBI	SH	SF	HB	BB	SO	SB	CS	OBP	SLG	E
1987	Port Charlotte	.275	66	233	27	64	91	21	0	2	20	1	2	0	24	56	0	1	.340	.291	16
1988	Tulsa	.270	136	470	52	127	189	15	4	13	75	2	8	1	76	79	2	4	.368	.402	25
1989	Oklahoma City	.260	144	527	66	137	219	28	0	18	74	2	3	2	57	93	1	2	.333	.416	30
	<b>Texas</b>	<b>.275</b>	<b>25</b>	<b>51</b>	<b>7</b>	<b>14</b>	<b>21</b>	<b>1</b>	<b>0</b>	<b>2</b>	<b>7</b>	<b>1</b>	<b>1</b>	<b>0</b>	<b>4</b>	<b>12</b>	<b>0</b>	<b>0</b>	<b>.321</b>	<b>.412</b>	<b>2</b>
1990	Oklahoma City	.225	76	293	39	66	105	17	2	6	30	0	3	1	27	62	0	1	.290	.358	15
	<b>Texas</b>	<b>.200</b>	<b>67</b>	<b>180</b>	<b>21</b>	<b>36</b>	<b>48</b>	<b>6</b>	<b>0</b>	<b>2</b>	<b>13</b>	<b>4</b>	<b>1</b>	<b>1</b>	<b>15</b>	<b>47</b>	<b>1</b>	<b>0</b>	<b>.264</b>	<b>.267</b>	<b>10</b>
1991	Las Vegas	.287	60	209	29	60	94	9	2	7	29	0	2	0	34	53	2	2	.384	.450	19
	<b>San Diego</b>	<b>.217</b>	<b>60</b>	<b>180</b>	<b>12</b>	<b>39</b>	<b>55</b>	<b>8</b>	<b>1</b>	<b>2</b>	<b>15</b>	<b>4</b>	<b>1</b>	<b>1</b>	<b>19</b>	<b>45</b>	<b>0</b>	<b>3</b>	<b>.294</b>	<b>.306</b>	<b>7</b>
1992	Las Vegas	.241	65	199	30	48	89	13	2	8	39	1	1	3	19	52	0	0	.315	.447	7
	Nashville	.255	59	188	25	48	77	8	3	5	23	2	5	0	32	50	3	2	.356	.410	0
1993	Rochester	.245	118	421	52	103	191	26	4	18	67	1	2	2	27	110	0	0	.292	.454	23
1994	Louisville	.303	94	333	60	101	195	25	6	19	75	0	4	10	39	69	3	5	.389	.586	14
	<b>St. Louis</b>	<b>.190</b>	<b>15</b>	<b>21</b>	<b>4</b>	<b>4</b>	<b>10</b>	<b>0</b>	<b>0</b>	<b>2</b>	<b>6</b>	<b>0</b>	<b>1</b>	<b>0</b>	<b>1</b>	<b>4</b>	<b>0</b>	<b>0</b>	<b>.217</b>	<b>.476</b>	<b>0</b>
1995	Hanshin	.278	127	468	56	130	223	25	1	22	77	1	6	4	53	102	1	5	.352	.476	-
1996	Hanshin	.210	48	167	14	35	47	4	1	2	16	0	1	1	13	39	1	0	.269	.281	-
	Ottawa	.208	58	173	20	36	59	12	1	3	22	1	4	0	23	37	2	2	.295	.341	4
1997	Birmingham	.289	68	235	35	68	119	18	0	11	50	0	4	4	37	60	0	0	.389	.506	7
1998	Hyundai	.317	115	410	68	130	237	27	1	26	97	0	5	5	51	102	-	-	.395	.578	-
1999	El Paso	.279	18	61	12	17	29	3	0	3	17	0	0	0	13	9	1	0	.405	.475	5
	Tucson	.255	74	212	28	54	91	14	1	7	31	1	4	2	32	49	1	1	.352	.429	10
MINOR LEAGUE TOTALS		.261	1036	3554	475	929	1658	209	24	120	552	11	42	25	440	779	15	20	.343	.436	187
INTERNATIONAL TOTALS		.282	290	1045	138	295	507	56	3	50	190	2	12	10	117	243	2	5	.356	.485	-
MAJOR LEAGUE TOTALS		.215	167	432	44	93	134	15	1	8	41	9	4	2	39	108	1	3	.281	.310	19



# 52 CHRIS FETTER

PITCHING COACH

BORN: DECEMBER 23, 1985

HOMETOWN: CARMEL, IN

Opening Day Age: 36

Former Position: Righthanded Pitcher

Years as Professional Player: 4 (2009-2012)

Enters his second season on the Tigers coaching staff, serving as pitching coach. Though he is one of the youngest coaches in the Major Leagues, Fetter has a wealth of experience across baseball, including most recently as the pitching coach at the University of Michigan for three seasons (2018-20).

- Made an immediate impact on the Tigers pitching staff in his first season in 2021, as the team's ERA dropped from 5.63 in 2020 to 4.32 in 2021, the third-best improvement from any team in the Major Leagues over that span...among the many individual accomplishments from 2021, Fetter helped lead Casey Mize to the most quality starts by any Major League rookie, Tarik Skubal to establish a new franchise rookie strikeout record, Gregory Soto to earn his first career All-Star Game appearance and a no-hitter from Spencer Turnbull.
- Established as one of the brightest pitching minds in college baseball, he helped the Wolverines identify and develop elite pitchers, aiding the team's run to the College World Series Finals in 2019...during that 2019 run, his staff was ranked 10th in the nation and led the Big Ten Conference with a 3.46 ERA (635.0IP/344ER), while finishing seventh in the nation with just 7.44 hits allowed per game.
- Under his tutelage at Michigan, his alma mater, the team had four pitchers drafted in the top three rounds of the 2019, 2020 and 2021 MLB Drafts.
- Prior to his time with the Wolverines, he was the Minor League pitching coordinator with the Dodgers (2016-17), pitching coach at Ball State University (2016-17), professional scout with the Angels (2013-15) and assistant pitching coach for Double A San Antonio (2013).
- He and Tigers manager A.J. Hinch crossed paths while both were in the San Diego organization, where Fetter was a righthanded pitcher from 2009-12 and Hinch was the Vice President of Scouting and Assistant General Manager from 2011-14.
- During his four seasons in professional baseball as a player, he posted a combined 6-11 record and 3.56 ERA (179.2IP/71ER) at the Single A level, striking out 162 and walking just 49.
- He was a standout player at Michigan, earning All-Big Ten honors three times and helping the team to three conference championships and four NCAA Tournament appearances...his 332.1 innings pitched ranks as the highest total in school history, while his 28 career wins and 281 career strikeouts each rank as the third-highest.
- Following his college career he was drafted in the ninth round of the MLB Draft by San Diego.

**RECORD AS A PLAYER**

Year	Club	W-L	ERA	G	GS	CG	SHO	SV	IP	H	BF	R	ER	HR	HB	BB	SO	WP	BK	AVG
2009	Eugene	2-0	1.33	14	6	0	0	6	40.2	24	154	6	6	0	0	8	54	3	0	.164
	Fort Wayne	2-1	2.22	5	4	0	0	1	24.1	26	97	6	6	0	0	6	21	2	0	.286
2010	Lake Elsinore	1-1	6.00	4	4	0	0	0	21.0	27	96	16	14	6	0	9	14	0	0	.314
2011	Lake Elsinore	1-6	5.80	13	11	0	0	0	49.2	70	227	41	32	7	2	9	43	6	0	.329
2012	Eugene	0-0	2.08	6	6	0	0	0	17.1	13	73	5	4	2	0	5	11	1	0	.200
	Fort Wayne	0-1	2.20	6	3	0	0	0	16.1	17	68	7	4	0	1	6	13	2	0	.283
	Lake Elsinore	0-2	4.35	3	3	0	0	0	10.1	13	50	8	5	2	0	6	6	1	0	.295
<b>MINOR LEAGUE TOTALS</b>		<b>6-11</b>	<b>3.56</b>	<b>51</b>	<b>37</b>	<b>0</b>	<b>0</b>	<b>7</b>	<b>179.2</b>	<b>190</b>	<b>705</b>	<b>89</b>	<b>71</b>	<b>17</b>	<b>3</b>	<b>49</b>	<b>162</b>	<b>15</b>	<b>0</b>	<b>.270</b>



# 27 MIKE HESSMAN

## ASSISTANT HITTING COACH

BORN: MARCH 5, 1978

HOMETOWN: FOUNTAIN VALLEY, CA

Opening Day Age: 44

Former Position: Infielder


Years as Professional Player: 20 (1996-2015)

Begins his first full season on the Tigers coaching staff after joining the staff in June, 2021 as assistant hitting coach.

- Prior to joining the Major League staff, he served as a hitting coach in the Tigers player development system, spending time with Triple A Toledo (2019-21), Double A Erie (2018) and Single A Connecticut (2017), the latter marking his first stint in a coaching capacity at any level.
- Before transitioning to coaching, he set the Minor League career home run record at 433 with Toledo in 2015, the final season of his long playing career.
- Played parts of five seasons in the Major Leagues with three organizations, including the Atlanta Braves (2003-04), Tigers (2007-08) and New York Mets (2010)...hit 14 total home runs over 109 games in his Major League career.
- Originally selected by Atlanta in the 15th round of the 1996 MLB Draft, the baseball veteran spent a total of 19 seasons in the Minor Leagues at various levels...spent the most time with Toledo during his Minor League career.
- Prior to being drafted, he attended Mater Dei High School in California.

**RECORD AS A PLAYER**

Year	Club	AVG	G	AB	R	H	TB	2B	3B	HR	RBI	SH	SF	HB	BB	SO	SB	CS	OBP	SLG	E
1996	GCL Braves	.216	53	190	13	41	56	10	1	1	15	4	0	4	12	41	1	1	.277	.295	--
1997	Macon	.235	122	459	69	108	196	25	0	21	74	0	2	6	41	167	0	2	.305	.427	--
1998	Danville	.200	118	445	47	89	170	21	0	20	63	0	2	6	30	172	3	3	.259	.382	--
1999	Myrtle Beach	.247	103	365	62	90	184	25	0	23	54	0	3	11	47	135	0	3	.347	.504	--
2000	Greenville	.183	127	437	52	80	162	23	1	19	50	0	2	8	37	178	3	1	.258	.371	--
2001	Greenville	.230	129	478	66	110	215	23	2	26	80	0	0	7	39	124	2	4	.298	.450	--
2002	Richmond	.262	134	484	67	127	235	28	1	26	77	0	4	10	34	107	1	5	.321	.486	--
2003	Danville#	.067	5	15	1	1	1	0	0	0	2	0	2	1	2	2	0	0	.200	.067	--
	Richmond	.248	96	359	47	89	158	15	3	16	52	0	8	4	24	87	3	1	.296	.440	--
	Atlanta	.286	19	21	2	6	14	2	0	2	3	0	0	0	5	6	0	0	.423	.667	1
2004	Richmond	.287	78	265	48	76	149	14	1	19	54	0	4	7	28	65	4	0	.365	.562	--
	Atlanta	.130	29	69	8	9	18	3	0	2	5	0	0	1	1	24	0	0	.155	.261	6
2005	Toledo	.214	133	473	69	101	206	19	1	28	74	3	2	11	58	154	5	4	.313	.436	3
2006	Toledo	.165	101	345	45	57	140	11	0	24	49	0	0	4	45	129	3	1	.269	.406	8
2007	Toledo	.254	117	422	71	107	228	24	2	31	101	1	5	6	64	153	6	11	.356	.540	10
	DETROIT	.235	17	51	7	12	24	0	0	4	12	0	1	0	5	17	0	0	.298	.471	0
2008	Toledo	.271	108	399	83	108	240	20	5	34	72	0	5	10	59	140	3	3	.374	.602	7
	DETROIT	.296	12	27	6	8	24	1	0	5	7	0	0	2	2	9	0	0	.387	.889	1
2009	Toledo	.217	131	466	58	101	206	30	3	23	77	2	4	11	65	171	3	1	.324	.442	14
2010	GCL Mets#	.500	1	4	1	2	2	0	0	0	0	0	0	0	0	0	0	0	.500	.500	0
	Buffalo	.274	64	248	43	68	142	20	0	18	58	3	3	4	27	60	0	0	.351	.573	2
	New York (NL)	.127	32	55	6	7	14	2	1	1	6	0	0	2	8	23	0	0	.262	.255	0
2011	Orix	.192	48	130	9	25	49	6	0	6	14	0	0	1	11	46	0	0	.261	.377	--
	Orix	.243	36	111	16	27	59	8	0	8	16	0	1	0	13	28	0	0	.320	.532	--
2012	Oklahoma City	.231	123	441	73	102	226	19	0	35	78	0	5	6	40	136	0	1	.301	.512	4
2013	Louisville	.240	121	420	60	101	208	32	0	25	56	0	5	4	53	134	0	2	.328	.495	6
2014	Toledo	.248	116	420	62	104	210	18	2	28	64	0	9	3	53	116	5	2	.330	.500	10
2015	Toledo	.237	114	405	48	96	177	25	4	16	57	0	4	9	57	103	3	0	.341	.437	6
MINOR LEAGUE TOTALS		.233	2094	7540	1085	1758	3511	402	26	433	1207	10	69	132	815	2374	45	45	.316	.466	--
INTERNATIONAL TOTALS		.216	84	241	25	52	108	14	0	14	30	0	1	1	24	74	0	0	.288	.448	--
MAJOR LEAGUE TOTALS		.188	109	223	29	42	94	8	1	14	33	0	1	5	21	79	0	0	.272	.422	8



# 44 GARY JONES

## FIRST BASE COACH

BORN: NOVEMBER 11, 1960

HOMETOWN: HENDERSON, TX

Opening Day Age: 61

Former Position: Infielder/Outfielder

Years as Professional Player: 8 (1982-89)

Begins his first season on the Tigers coaching staff after being named the first base coach on January 27, 2022

- Has 32 years of managing or coaching experience at the professional level and has won five Minor League Manager of the Year awards...in 18 seasons as a Minor League skipper, he has a 1,243-1,177 (.514) record, leading four clubs to league titles.
- Prior to joining Detroit's Major League staff, he spent the previous four seasons as the manager at Triple A Lehigh Valley in the Philadelphia Phillies organization...led Lehigh Valley to the playoffs in 2018 and was named International League Manager of the Year.
- Before joining the Phillies, Jones was on the Chicago Cubs Major League staff from 2014-17 as the third base coach and the infield instructor...was a part of the Cubs World Series team in 2016.
- Spent 11 years in the San Diego Padres organization, including the final seven seasons (2007-13) as the roving Minor League infield coordinator, following four years as a manager, which included managing Double A Mobile to a share of the Southern League title in 2004.
- While with the Padres, was a three-time winner (2003-04, 2010) of the Jack Krol Award, given annually to acknowledge excellence in player development in the Padres system.
- Worked four years in the Red Sox Minor League system as field coordinator (2002) and manager for Pawtucket (1999-2001), where he led the team to a then-franchise record of 82 wins in 2000.
- Was first base coach for the Oakland A's in 1998 following eight seasons (1990-97) as a Minor League manager in the organization...was named Manager of the Year four times: with Single A Madison in 1991, Double A Huntsville in 1994 and Triple A Edmonton in both 1996 and 1997, when he led the team to consecutive Pacific Coast League titles.
- Originally signed by the Cubs as a non-drafted free agent in 1982, Jones appeared in 899 Minor League games, hitting .284/.437/.370 with 114 doubles, 33 triples, 23 home runs and 291 RBI.

### RECORD AS A MANAGER

Year	Club	League	W	L	Pct.	Div. Finish	Games +/-
1990	AZL Athletics	Arizona	26	27	.491	4th	-10.0
1991	Madison	Midwest	77	61	.558	1st	+0.5
1992	Reno	California	65	71	.478	4th	-18.0
1993	Madison	Midwest	77	58	.570	2nd	-2.5
1994	Huntsville	Southern	81	57	.587	1st	+5.5
1995	Edmonton	Pacific Coast	68	76	.472	t-3rd	-14.5
1996	Edmonton	Pacific Coast	84	58	.592	1st	+7.0
1997	Edmonton	Pacific Coast	80	64.	.556	1st	+3.5
1999	Pawtucket	International	76	68	.528	2nd	-2.0
2000	Pawtucket	International	82	61	.573	3rd	-3.0
2001	Pawtucket	International	60	82	.423	5th	-31.0
2003	Fort Wayne	Midwest	71	66	.518	3rd	-2.0
2004	Mobile	Southern	73	67	.521	2nd	-0.5
2005	Mobile	Southern	58	80	.420	5th	-23.5
2006	Mobile	Southern	62	76	.449	3rd	-23.0
2018	Lehigh Valley	International	84	56	.600	1st	+10.0
2019	Lehigh Valley	International	66	74	.471	5th	-9.5
2021	Lehigh Valley	Triple A East	53	75	.414	4th	-27.0
MINOR LEAGUE TOTALS			1243	1177	.514		



## 2022 TIGERS

### RECORD AS A PLAYER

Year	Club	AVG	G	AB	R	H	TB	2B	3B	HR	RBI	SH	SF	HB	BB	SO	SB	CS	OBP	SLG	E
1982	GCL Cubs	.349	29	106	29	37	42	3	1	0	12	1	0	0	17	16	18	5	.439	.396	8
	Geneva	.200	2	5	1	1	4	0	0	1	1	0	0	0	1	0	0	0	.333	.800	0
1983	Quad Cities	.308	133	428	105	132	179	23	3	6	34	2	3	4	126	105	58	22	.467	.418	30
1984	Lodi	.291	138	471	111	137	184	17	6	6	44	2	4	5	138	94	38	16	.453	.391	39
1985	Pittsfield	.252	111	325	56	82	99	7	5	0	30	6	3	1	72	51	17	9	.387	.305	16
1986	Huntsville	.311	130	450	116	140	177	23	4	2	49	8	3	3	128	60	34	17	.464	.393	8
1987	Tacoma	.277	135	473	102	131	174	22	6	3	49	5	3	3	123	83	30	12	.427	.368	7
1988	Tacoma	.234	114	312	50	73	95	8	4	2	22	8	2	3	68	61	13	10	.374	.305	3
1989	Huntsville	.275	96	287	67	79	98	10	3	1	45	3	3	4	107	61	16	4	.474	.342	13
	Tacoma	.219	11	32	5	7	16	1	1	2	5	0	0	0	3	10	1	0	.286	.500	3
<b>MINOR LEAGUE TOTALS</b>		<b>.284</b>	<b>899</b>	<b>2889</b>	<b>642</b>	<b>819</b>	<b>1068</b>	<b>114</b>	<b>33</b>	<b>23</b>	<b>291</b>	<b>35</b>	<b>21</b>	<b>23</b>	<b>783</b>	<b>542</b>	<b>225</b>	<b>95</b>	<b>.437</b>	<b>.370</b>	<b>127</b>



# 26

## GEORGE LOMBARD

BENCH COACH

BORN: SEPTEMBER 14, 1975

HOMETOWN: ATLANTA, GA

Opening Day Age: 46

Former Position: Outfielder

Years as Professional Player: 16 (1994-2009)

Lombard enters his second season on the Tigers coaching staff as bench coach, after serving as the first base coach with the Dodgers for the previous five years. Lombard also coaches Detroit's outfielders as well as the club's baserunners. His transition to coaching came following a 16-year playing career in professional baseball.

- His 2020 campaign served as a career highlight, helping the Dodgers to a World Series championship... also coached the club's baserunners and outfielders, helping a number of elite players develop and excel at the Major League level.
- Prior to his time with the Dodgers he spent the 2015 season as Atlanta's Minor League field coordinator, preceded by parts of six seasons working in the Red Sox player development system.
- With Boston he served three years as the organization's Minor League outfield and baserunning coordinator (2013-15), two as the manager of the Gulf Coast League Red Sox (2011-12) and one as the hitting coach for Single A Lowell (2010)...as manager of the GCL Red Sox his teams went 59-61, and the 2012 club reached the GCL finals.
- Prior to becoming a coach he played six seasons in the Major Leagues, including three seasons with Atlanta (1998-2000) and one each with Detroit (2002), Tampa Bay (2003) and Washington (2006)...over his career in the big leagues he batted .281/.340/.621, knocking 12 doubles, three triples and eight home runs, while driving in 21 RBI and stealing 23 bases.
- During his 2002 campaign with the Tigers he established career highs with 72 games played, 58 hits, 11 doubles, three triples, five homers and 13 RBI.
- Played 1,213 Minor League games in his career, combining to post a .262/.355/.437 slashline, with 212 doubles, 55 triples, 143 home runs and 540 RBI...went 318-for-408 in stolen base attempts over that span, and committed just three errors in 2,015.1 innings played to post a .994 fielding percentage.
- Was an All-American high school running back who signed to play football and baseball at the University of Georgia before opting to begin his professional baseball career...was drafted by Atlanta in the second round of the 1994 MLB Draft out of The Lovett School (GA).
- Graduated from the University of Phoenix with a bachelor's degree in psychology.
- His late mother, Posy, was a civil rights activist who marched alongside Dr. Martin Luther King Jr., among many other courageous and selfless acts to promote equality.

### RECORD AS A MANAGER

Year	Club	League	W	L	Pct.	Div. Finish	Games +/-
2011	GCL Red Sox	Gulf Coast	27	33	.450	3rd	-11.0
2012	GCL Red Sox	Gulf Coast	34	26	.567	1st	+1.0
<b>MINOR LEAGUE TOTALS</b>			<b>61</b>	<b>59</b>	<b>.508</b>		





RECORD AS A PLAYER

Year	Club	AVG	G	AB	R	H	TB	2B	3B	HR	RBI	SH	SF	HB	BB	SO	SB	CS	OBP	SLG	E
1994	GCL Braves	.140	40	129	10	18	20	2	0	0	5	0	0	3	18	47	10	4	.260	.155	2
1995	Macon	.272	98	379	69	103	123	15	1	42	15	6	12	34	60	39	12	346	.325	2	
	Eugene	.252	68	262	38	66	92	5	3	5	19	2	1	5	23	91	35	13	.323	.351	3
1996	Macon	.245	116	444	76	109	186	16	8	15	51	8	2	7	36	122	24	17	.311	.419	7
	Toledo	.429	9	28	8	12	19	1	0	2	6	0	0	2	3	4	0	2	.515	.679	2
1997	Durham	.264	131	462	65	122	203	25	7	14	72	2	2	9	66	145	35	7	.365	.439	9
1998	Atlanta	<b>.333</b>	<b>6</b>	<b>2</b>	<b>2</b>	<b>5</b>	<b>0</b>	<b>0</b>	<b>1</b>	<b>0</b>	<b>0</b>	<b>0</b>	<b>0</b>	<b>0</b>	<b>0</b>	<b>1</b>	<b>1</b>	<b>0</b>	<b>.333</b>	<b>.833</b>	<b>0</b>
	Greenville	.308	122	422	84	130	229	25	4	22	65	5	4	5	71	140	35	5	.410	.543	10
1999	Atlanta	<b>.333</b>	<b>6</b>	<b>1</b>	<b>2</b>	<b>0</b>	<b>0</b>	<b>0</b>	<b>0</b>	<b>0</b>	<b>0</b>	<b>0</b>	<b>0</b>	<b>0</b>	<b>1</b>	<b>2</b>	<b>2</b>	<b>0</b>	<b>.429</b>	<b>.333</b>	<b>0</b>
	Richmond	.206	74	233	25	48	86	11	3	7	29	0	0	3	35	98	21	6	.317	.369	3
2000	Atlanta	<b>.103</b>	<b>27</b>	<b>39</b>	<b>8</b>	<b>4</b>	<b>4</b>	<b>0</b>	<b>0</b>	<b>0</b>	<b>2</b>	<b>0</b>	<b>0</b>	<b>1</b>	<b>14</b>	<b>4</b>	<b>0</b>	<b>0</b>	<b>.146</b>	<b>.103</b>	<b>0</b>
	Richmond	.276	112	424	72	117	186	25	7	10	48	5	3	6	55	130	32	9	.365	.439	6
2001	Richmond	.318	13	44	7	14	30	2	1	4	8	1	0	2	6	14	3	2	.423	.682	0
2002	Richmond	.308	11	39	10	12	21	4	1	1	5	0	0	1	5	12	2	0	.400	.538	0
	Greenville	.280	8	25	4	7	16	0	0	3	5	1	0	1	5	6	2	0	.419	.640	0
	DETROIT	<b>.241</b>	<b>72</b>	<b>241</b>	<b>34</b>	<b>58</b>	<b>90</b>	<b>11</b>	<b>3</b>	<b>5</b>	<b>13</b>	<b>7</b>	<b>1</b>	<b>1</b>	<b>20</b>	<b>78</b>	<b>13</b>	<b>2</b>	<b>.300</b>	<b>.373</b>	<b>3</b>
2003	Tampa Bay	<b>.216</b>	<b>13</b>	<b>37</b>	<b>8</b>	<b>8</b>	<b>12</b>	<b>1</b>	<b>0</b>	<b>1</b>	<b>4</b>	<b>0</b>	<b>0</b>	<b>1</b>	<b>0</b>	<b>6</b>	<b>1</b>	<b>0</b>	<b>.237</b>	<b>.324</b>	<b>1</b>
	Durham	.267	112	438	57	117	201	25	4	17	64	6	2	6	45	143	23	6	.342	.459	3
2004	Pawtucket	.276	55	192	38	53	76	8	3	3	23	3	0	9	20	33	16	3	.371	.396	1
	Portland	.381	16	63	11	24	39	3	3	2	11	0	1	1	7	8	7	0	.444	.619	1
2005	Pawtucket	.262	131	496	90	130	234	28	8	20	65	2	5	9	67	159	23	5	.357	.472	1
2006	Washington	<b>.143</b>	<b>20</b>	<b>21</b>	<b>2</b>	<b>3</b>	<b>6</b>	<b>0</b>	<b>0</b>	<b>1</b>	<b>0</b>	<b>0</b>	<b>0</b>	<b>0</b>	<b>5</b>	<b>10</b>	<b>2</b>	<b>0</b>	<b>.308</b>	<b>.286</b>	<b>1</b>
	New Orleans	.302	62	189	35	57	99	10	1	10	24	3	0	5	23	49	18	2	.392	.524	1
	GCL Nationals	.176	6	17	1	3	4	1	0	0	1	0	0	1	6	3	1	0	.417	.235	0
2007	Columbus	.244	49	127	13	31	49	6	0	4	11	2	1	1	16	42	10	3	.331	.386	0
	GCL Nationals	.467	5	15	3	7	9	2	0	0	1	1	0	0	4	2	1	1	.579	.600	0
2008	Las Vegas	.163	13	43	6	7	12	2	0	1	4	0	0	1	7	14	2	1	.294	.279	0
	Albuquerque	.407	9	27	9	11	21	2	1	2	9	0	0	0	1	9	0	0	.429	.778	0
	GCL Marlins	.091	3	11	2	1	2	1	0	0	0	0	0	1	1	5	0	0	.231	.182	0
2009	Columbus	.368	8	19	5	7	10	3	0	0	4	1	0	0	2	7	2	2	.429	.526	1
	Long Island IND.	.202	33	124	11	25	27	2	0	0	5	1	0	3	11	22	2	3	.283	.218	1
MINOR LEAGUE TOTALS		.262	1213	4301	693	1128	1879	212	55	143	540	43	21	81	564	1323	318	90	.355	.437	50
DETROIT TOTALS		.241	72	241	34	58	90	11	3	5	13	7	1	1	20	78	13	2	.300	.373	3
MAJOR LEAGUE TOTALS		.220	144	350	55	77	119	12	3	8	21	7	1	3	27	111	23	2	.281	.340	5



# 61

## JUAN NIEVES

ASSISTANT PITCHING COACH

BORN: JANUARY 5, 1965
HOMETOWN: SANTURCE, PR

Opening Day Age: 57

Former Position: Pitcher

Years as Professional Player: 9 (1983-1990, 1998)

Entering his second season on the Tigers Major League coaching staff, Nieves begins his fourth season in the organization. With vast experience coaching at the Major and Minor League levels, Nieves works hand-in-hand with pitching coach Chris Fetter to maximize the potential of the club's pitchers.

- In his first season as the Tigers' assistant pitching coach in 2021, the team's ERA dropped from 5.63 in 2020 to 4.32 in 2021, the third-best improvement from any team in the Major Leagues over that span.
- Was named the pitching coach at Triple A Toledo for 2019-20, but spent 2020 working at the club's alternate training site due to the COVID-19 pandemic.
- Prior to joining the Tigers organization he spent three seasons on the Major League staff with Miami, serving as pitching coach...was also the Major League pitching coach with Boston for three seasons (2013-15) and bullpen coach with the White Sox for five seasons (1992-1996).
- Spent nine seasons as a Minor League coach in the White Sox system (1999-2007) and five seasons in the Yankees system (1992-1996).
- Originally signed by Milwaukee in 1983, he later became the second-youngest player in Major League history to throw a no-hitter, completing the feat on April 15, 1987 against Baltimore...over three seasons with the Brewers he posted a combined 32-25 record and 4.71 ERA (490.2IP/257ER), striking out 352 and walking 227.
- Prior to signing with Milwaukee he played at Avon Old Farms High School (CT), where he posted a career 19-1 record with a 1.05 ERA.

**RECORD AS A PLAYER**

Year	Club	W-L	ERA	G	GS	CG	SHO	SV	IP	H	BF	R	ER	HR	HB	BB	SO	WP	BK	AVG
1983	Beloit	7-1	1.30	12	10	2	2	0	69.1	43	---	11	10	5	2	15	89	0	2	---
1984	Stockton	10-3	3.54	24	24	5	1	0	139.2	137	---	75	55	7	11	63	133	8	1	---
1985	El Paso	8-2	3.53	17	17	5	2	0	120.0	106	---	53	47	10	0	44	91	2	0	---
	Vancouver	8-3	3.80	12	12	0	0	0	68.2	56	---	30	29	9	2	44	54	0	0	---
1986	Milwaukee	11-12	4.92	35	33	4	3	0	184.2	224	834	124	101	17	1	77	116	3	1	.299
1987	Milwaukee	14-8	4.88	34	33	3	1	0	195.2	199	867	112	106	24	2	100	163	4	0	.264
1988	Denver	0-2	2.29	5	3	0	0	0	19.2	11	---	5	5	0	0	7	14	1	2	---
	Milwaukee	7-5	4.08	25	15	1	1	1	110.1	84	458	53	50	13	1	50	73	1	3	.208
1989	Denver	2-1	6.43	3	3	0	0	0	14.0	9	---	10	10	1	0	11	8	0	1	---
1990	Beloit	2-3	3.99	7	7	0	0	0	29.1	29	---	17	13	1	1	6	22	4	0	---
1998	Sioux Falls*	0-3	8.06	5	5	0	0	0	25.2	31	120	25	23	4	1	19	13	1	0	---
MINOR LEAGUE TOTALS		37-15	3.30	80	76	12	5	0	460.2	391	---	201	169	33	16	190	411	15	6	---
MAJOR LEAGUE TOTALS		32-25	4.71	94	81	8	5	1	490.2	507	2159	289	257	54	4	227	352	8	4	.266

\*Statistics don't count towards career totals



# 88

## JOSH PAUL

QUALITY CONTROL COACH

BORN: MAY 19, 1975

HOMETOWN: EVANSTON, IL

Opening Day Age: 46

Former Position: Catcher

Years as Professional Player: 13 (1996-2008)

Enters his third season in the Tigers organization after being named as the quality control coach on November 12, 2019. Also coaches the club's catchers, and works closely with the baseball analytics department.

- Prior to joining the Tigers, he spent the previous two seasons as the bench coach for the Los Angeles Angels.
- Served in a variety of roles for the New York Yankees from 2009-17, including as the Club's Minor League catching coordinator from 2015-17 and as a professional scout from 2011-14.
- Began his coaching career as the manager for Single A Staten Island from 2009-10...the 2010 team featured several future Major Leaguers.
- A second round selection of the Chicago White Sox in the 1996 MLB Draft out of Vanderbilt University, Paul played parts of nine seasons in the Majors, including with the White Sox (1999-2003), Chicago Cubs (2003), Angels (2004-05) and Tampa Bay Devil Rays (2006-07).
- Was inducted into the Cape Cod League Hall of Fame in 2006 as the only player in league history to win the batting title, MVP Award and Outstanding Pro Prospect Award in the same season (1995).

**RECORD AS A MANAGER**

Year	Club	League	W	L	Pct.	Position	Games +/-
2009	Staten Island	New York-Penn	47	29	.618	1st	+1.5
2010	Staten Island	New York-Penn	34	40	.459	T-3rd	-16.5
MINOR LEAGUE TOTALS			81	69	.540	(Two Seasons)	

## RECORD AS A PLAYER

Year	Club	AVG	G	AB	R	H	TB	2B	3B	HR	RBI	SH	SF	HB	BB	SO	SB	CS	OBP	SLG	E
1996	GCL White Sox	---	1	0	0	0	0	0	0	0	0	0	0	0	1	0	0	0	1.000	---	0
	Hickory	.327	59	226	41	74	114	16	0	8	37	3	1	1	21	53	13	4	.386	.504	2
1997	GCL White Sox	.429	5	14	3	6	8	0	1	0	0	1	0	0	1	3	1	0	.467	.571	3
	Birmingham	.296	34	115	18	34	42	5	0	1	16	3	0	1	12	25	6	2	.367	.365	3
1998	Winston-Salem	.255	123	444	66	113	180	20	7	11	63	7	2	5	38	91	20	8	.319	.405	3
1999	Birmingham	.279	93	319	47	89	126	19	3	4	42	3	4	5	29	68	6	6	.345	.395	5
	Chicago (AL)	.222	6	18	2	4	5	1	0	0	1	0	0	0	4	0	0	0	.222	.278	0
2000	Charlotte	.238	51	168	28	40	59	5	1	4	19	6	1	2	13	38	6	2	.299	.351	2
	Chicago (AL)	.282	36	71	15	20	30	3	2	1	8	2	0	1	5	17	1	0	.338	.423	4
2001	Charlotte	.280	22	75	11	21	37	4	0	4	14	1	1	0	7	18	0	0	.337	.493	0
	Chicago (AL)	.266	57	139	20	37	57	11	0	3	18	1	1	0	13	25	6	2	.327	.410	6
2002	Charlotte	.273	65	231	18	63	82	15	2	0	17	6	2	1	17	45	10	4	.323	.355	3
	Chicago (AL)	.240	33	104	11	25	29	4	0	0	11	2	2	1	9	22	2	0	.302	.279	2
2003	Charlotte	.188	19	64	6	12	20	0	1	2	5	2	1	0	5	14	1	1	.243	.313	2
	Chicago (AL)	.353	13	17	6	6	6	0	0	0	4	0	0	0	3	3	0	0	.450	.353	0
2004	Chicago (NL)	.000	3	6	0	0	0	0	0	0	0	1	0	0	0	3	0	0	.000	.000	0
	Los Angeles (AL)	.243	46	70	11	17	26	3	0	2	10	3	1	0	7	17	2	1	.308	.371	1
2005	Salt Lake	.273	9	33	6	9	13	4	0	0	6	0	0	0	6	7	1	0	.385	.394	0
	Los Angeles (AL)	.189	34	37	4	7	14	1	0	2	4	1	0	0	2	9	0	0	.231	.378	1
2006	Tampa Bay	.260	58	146	15	38	50	9	0	1	8	3	1	1	14	39	1	2	.327	.342	0
	Vero Beach	.160	7	25	3	4	4	0	0	0	1	0	1	0	0	2	0	0	.154	.160	0
2007	Montgomery	.400	3	10	2	4	4	0	0	0	2	0	0	0	4	2	0	0	.571	.400	0
	Tampa Bay	.190	35	105	8	20	26	3	0	1	9	4	0	0	6	30	1	0	.234	.248	2
2008	Round Rock	.121	28	58	4	7	11	1	0	1	6	2	0	1	9	15	0	0	.250	.190	3
	MINOR LEAGUE TOTALS	.266	566	1928	265	513	747	93	15	37	243	35	13	17	171	411	64	29	.329	.387	27
MAJOR LEAGUE TOTALS		.244	321	713	92	174	243	35	2	10	73	17	5	3	59	169	13	5	.303	.341	16



# 39 RAMON SANTIAGO

THIRD BASE COACH

BORN: AUGUST 31, 1979

HOMETOWN: LAS MATAS DE FARFAN, DR

Opening Day Age: 42

Former Position: Infielder

Years as Professional Player: 17 (1999–2015)

Begins his fifth season on the Tigers coaching staff and second full season as the club's third base coach. Began the 2021 season as Detroit's first base coach, before transitioning to third base during the middle of the season. Was originally named to the coaching staff on November 2, 2017.

- In addition to his responsibilities as third base coach, he also coaches the club's infielders.
- Joined the Tigers coaching staff after a very productive 16-year professional playing career, including 13 seasons at the Major League level with the Tigers (2002-03, 2006-13), Seattle Mariners (2004-05) and Cincinnati Reds (2014).
- In 920 career games in the big leagues, he hit .243/.314/.330 with 30 home runs and 214 RBI.
- Was a part of four postseason teams in Detroit, including the Tigers 2006 and 2012 American League Championship clubs.
- Hit a walk-off grand slam in his final Major League at-bat on September 27, 2014 as a member of the Cincinnati Reds vs. Pittsburgh.
- Collected three hits for the Tigers in Game 1 of the 2011 American League Championship Series vs. Texas, tying the club's ALCS single-game record...had nine hits overall in that series, which tied Placido Polanco's 2006 club record for hits in an ALCS.
- Selected as a Topps Rookie All-Star in 2002
- Made his Major League debut on May 17, 2002 vs. Texas, going 1x3...led off the game on June 3, 2002 vs. Boston with his first Major League home run off Pedro Martinez, then later in the game homered off Tim Wakefield...added another leadoff home run the next day off John Burkett.
- Selected as a Midwest League All-Star in 2000, and was rated the best defensive shortstop in the Midwest League.



# 2022 TIGERS

## RECORD AS A PLAYER

Year	Club	AVG	G	AB	R	H	TB	2B	3B	HR	RBI	SH	SF	HB	BB	SO	SB	CS	OBP	SLG	E
1999	GCL Tigers	.321	35	134	25	43	56	9	2	0	11	4	3	1	9	17	20	7	.361	.418	4
	Oneonta	.340	12	50	9	17	25	1	2	1	8	1	0	1	2	12	5	0	.377	.500	1
2000	West Michigan	.272	98	379	69	103	123	15	1	1	42	15	6	12	34	60	39	12	.346	.325	8
2001	Lakeland	.268	120	429	64	115	142	15	3	2	46	14	4	11	54	60	34	8	.361	.331	0
2002	Erie	.280	22	75	9	21	28	0	2	1	7	2	1	3	3	12	6	0	.329	.373	3
	Toledo	.429	9	28	8	12	19	1	0	2	6	0	0	2	3	4	0	2	.515	.679	2
	<b>DETROIT</b>	<b>.243</b>	<b>65</b>	<b>222</b>	<b>33</b>	<b>54</b>	<b>81</b>	<b>5</b>	<b>5</b>	<b>4</b>	<b>20</b>	<b>4</b>	<b>2</b>	<b>8</b>	<b>13</b>	<b>48</b>	<b>8</b>	<b>5</b>	<b>.306</b>	<b>.365</b>	<b>7</b>
2003	<b>DETROIT</b>	<b>.225</b>	<b>141</b>	<b>444</b>	<b>41</b>	<b>100</b>	<b>126</b>	<b>18</b>	<b>1</b>	<b>2</b>	<b>29</b>	<b>18</b>	<b>2</b>	<b>10</b>	<b>33</b>	<b>66</b>	<b>10</b>	<b>4</b>	<b>.292</b>	<b>.28420</b>	
2004	Tacoma	.193	71	243	35	47	61	7	2	1	24	12	4	10	24	31	9	6	.288	.251	6
	Seattle	.179	19	39	8	7	8	1	0	0	2	2	0	1	3	3	0	0	.256	.205	3
2005	Tacoma	.252	129	441	68	111	169	22	3	10	50	17	6	15	38	62	18	7	.328	.383	6
	Seattle	.125	8	8	2	1	1	0	0	0	1	0	3	1	2	0	0	0	.417	.125	1
2006	Toledo	.253	25	83	13	21	33	6	0	2	12	7	0	1	9	18	2	1	.333	.398	3
	<b>DETROIT</b>	<b>.225</b>	<b>43</b>	<b>80</b>	<b>9</b>	<b>18</b>	<b>21</b>	<b>1</b>	<b>1</b>	<b>0</b>	<b>3</b>	<b>4</b>	<b>0</b>	<b>1</b>	<b>1</b>	<b>14</b>	<b>2</b>	<b>0</b>	<b>.244</b>	<b>.263</b>	<b>0</b>
2007	Toledo	.263	91	365	40	96	132	19	4	3	30	11	1	9	16	61	8	9	.309	.362	11
	<b>DETROIT</b>	<b>.284</b>	<b>32</b>	<b>67</b>	<b>10</b>	<b>19</b>	<b>26</b>	<b>5</b>	<b>1</b>	<b>0</b>	<b>7</b>	<b>3</b>	<b>0</b>	<b>3</b>	<b>1</b>	<b>10</b>	<b>3</b>	<b>0</b>	<b>.324</b>	<b>.388</b>	<b>2</b>
2008	Toledo	.214	8	28	3	6	8	2	0	0	3	1	0	2	2	7	0	0	.313	.286	1
	<b>DETROIT</b>	<b>.282</b>	<b>58</b>	<b>124</b>	<b>30</b>	<b>35</b>	<b>57</b>	<b>6</b>	<b>2</b>	<b>4</b>	<b>18</b>	<b>5</b>	<b>0</b>	<b>5</b>	<b>22</b>	<b>17</b>	<b>1</b>	<b>0</b>	<b>.411</b>	<b>.460</b>	<b>5</b>
2009	<b>DETROIT</b>	<b>.267</b>	<b>93</b>	<b>262</b>	<b>29</b>	<b>70</b>	<b>101</b>	<b>6</b>	<b>2</b>	<b>7</b>	<b>35</b>	<b>10</b>	<b>3</b>	<b>4</b>	<b>17</b>	<b>57</b>	<b>1</b>	<b>2</b>	<b>.318</b>	<b>.385</b>	<b>6</b>
2010	<b>DETROIT</b>	<b>.263</b>	<b>112</b>	<b>320</b>	<b>38</b>	<b>84</b>	<b>104</b>	<b>9</b>	<b>1</b>	<b>3</b>	<b>22</b>	<b>8</b>	<b>2</b>	<b>7</b>	<b>30</b>	<b>56</b>	<b>2</b>	<b>2</b>	<b>.337</b>	<b>.325</b>	<b>8</b>
2011	<b>DETROIT</b>	<b>.260</b>	<b>101</b>	<b>258</b>	<b>29</b>	<b>67</b>	<b>99</b>	<b>11</b>	<b>3</b>	<b>5</b>	<b>30</b>	<b>11</b>	<b>4</b>	<b>4</b>	<b>17</b>	<b>38</b>	<b>0</b>	<b>0</b>	<b>.311</b>	<b>.384</b>	<b>3</b>
2012	<b>DETROIT</b>	<b>.206</b>	<b>93</b>	<b>228</b>	<b>19</b>	<b>47</b>	<b>62</b>	<b>7</b>	<b>1</b>	<b>2</b>	<b>17</b>	<b>5</b>	<b>1</b>	<b>5</b>	<b>20</b>	<b>39</b>	<b>1</b>	<b>0</b>	<b>.283</b>	<b>.272</b>	<b>6</b>
2013	<b>DETROIT</b>	<b>.224</b>	<b>80</b>	<b>205</b>	<b>27</b>	<b>46</b>	<b>59</b>	<b>8</b>	<b>1</b>	<b>1</b>	<b>14</b>	<b>6</b>	<b>1</b>	<b>1</b>	<b>21</b>	<b>32</b>	<b>0</b>	<b>1</b>	<b>.298</b>	<b>.288</b>	<b>2</b>
2014	<b>Cincinnati</b>	<b>.246</b>	<b>75</b>	<b>179</b>	<b>20</b>	<b>44</b>	<b>58</b>	<b>8</b>	<b>0</b>	<b>2</b>	<b>17</b>	<b>7</b>	<b>1</b>	<b>3</b>	<b>24</b>	<b>38</b>	<b>2</b>	<b>1</b>	<b>.343</b>	<b>.324</b>	<b>5</b>
2015	Buffalo	.202	33	124	11	25	27	2	0	0	5	1	0	3	11	22	2	3	.283	.218	2
MINOR LEAGUE TOTALS		.259	653	2379	354	617	823	99	19	23	244	85	25	70	205	366	143	55	.333	.346	45
DETROIT TOTALS		.244	818	2210	265	540	736	76	18	28	195	74	15	48	175	377	28	14	.312	.333	59
MAJOR LEAGUE TOTALS		.243	920	2436	295	592	803	85	18	30	214	84	16	55	203	420	30	15	.314	.330	68



# 98 JEREMY CARRELL

BULLPEN CATCHER

BORN: FEBRUARY 10, 1994

HOMETOWN: ST. CLAIR, MI

Opening Day Age: 28

Former Position: Infield

Enters his fourth season as a bullpen catcher for the Tigers after being named to the position in February, 2019.

- Duties include catching the Tigers pitching staff during warm-ups and relievers during the game as well as assisting with throwing batting practice.
- Prior to joining the Tigers as bullpen catcher, he spent one season as an assistant coach for Chipola College, helping the Indians to the national championship.
- Attended Wayne State University, where he was a four-year letterwinner and earned All-GLIAC first team honors as a sophomore and All-GLIAC honorable mention recognition as a freshman.
- Carrell graduated from St. Clair High School in 2012.



# 99 TIM REMES

BULLPEN CATCHER

BORN: JUNE 17, 1992

HOMETOWN: CORAL SPRINGS, FL

Opening Day Age: 29

Former Position: Catcher

Enters his fifth season as a bullpen catcher for the Tigers after being named to the position in February, 2018.

- Duties include catching the Tigers pitching staff during warm-ups and relievers during the game as well as assisting with throwing batting practice.
- Prior to joining the Tigers as bullpen catcher in 2018, he played six seasons at the Minor League level (2012-17) with the organization.
- Attended Santa Fe College in Gainesville, FL... was a two-time all Mid-Florida catcher, posting a .990 fielding percentage and throwing out 65 percent of runners, while posting a .300 batting average and 50 RBI in his collegiate career.

## JIM SCHMAKEL

### Manager, Tigers Clubhouse

- Enters his 45th season with the Tigers Major League club in charge of equipment and the Tigers clubhouse.
- Began his baseball career in 1966 as a batboy for the Toledo Mud Hens.
- Was Toledo's home team clubhouse manager for seven years (1967-73) and managed the visitors' side for three more seasons (1976-78).
- Also has an extensive background in the educational field, including a stint as Dean of Boys at Toledo Central Catholic School (1974-76)...was varsity golf, tennis and cross country coach at the school as well as assistant varsity basketball coach.
- Also taught math and served as the varsity boys basketball coach at Woodmore High School in the consolidated school district of Elmore and Woodville, OH in 1976-77.
- Graduated from the University of Toledo with a degree in education.
- 70 years old...is a native of Perrysburg, OH and now resides in Oakland, MI with his wife, Linda.
- He has three children, Katrina, Bryan and Jay...has nine grandchildren, Joseph, Jonathon and Resa Poremsky and Brandon, Madison, Logan, Olivia, Zoey and Lucia.



## MARK CAVE

### Home Clubhouse Assistant Manager

- Cave enters his 10th season in his current role and 25th overall with the Tigers.
- Assists the home clubhouse manager with a wide range of responsibilities including: equipment management, traveling with the team during some spring training and regular season games, budget process, and maintaining the umpire's room.
- Cave has worked for the Tigers since 1997 in multiple roles (with the exception of 1998 when he was with the Astros), including 14 seasons (1999-2012) as the visiting clubhouse assistant manager and one season (1997) as the Gulf Coast League Tigers clubhouse manager.
- Before coming to the Tigers, Cave worked one season each with the Clearwater Phillies (1996) and Piedmont Phillies (1995).
- A native of Dobson, North Carolina, Cave graduated from Liberty University with a degree in sport management and now lives in Canton, Michigan with his wife and two children.



## DAN ROSS

### Visiting Clubhouse Manager

- Enters his 10th season with the Tigers overall, and first in the role of visiting clubhouse manager...had worked on the visiting side as assistant clubhouse manager since joining the organization in March, 2013.
- Ross's position coordinates with all clubs prior to their arrival to ensure their front office, players, coaches and staff are treated in a first-class manner during their time in Detroit or Lakeland.
- He was selected to work the 2019 All-Star Weekend in Cleveland, and was the equipment manager for Team Venezuela during the 2017 World Baseball Classic.
- Prior to joining the Major League clubhouse staff in Detroit, Ross was the clubhouse/equipment manager for Double A Erie during the 2011-12 seasons.
- Graduated from Gannon University in 2010 with a bachelor's degree in sport management.
- The native of Erie, PA resides in Berkley, MI with his wife, Marie.



## KEVIN RAND

### Senior Director, Medical Services

Enters his 41st season in professional baseball and 20th with the club...was originally named Head Athletic Trainer on October 15, 2002, and was promoted to his current position on November 28, 2017.

- Based in Lakeland, FL, Rand oversees the athletic training efforts of the entire organization...since baseball's return to play in summer of 2020 he has also served as the club's Infection Control Prevention Coordinator.
- Inducted to the Maine Sports Hall of Fame in May, 2019, and Maine Baseball Hall of Fame on July 29, 2007.
- Served as a trainer for the 2014 MLB All-Star Tour of Japan.
- Joined Tigers Assistant Athletic Trainers Steve Carter and Doug Teter in being named the Athletic Training Staff of the Year in 2006 by the Professional Baseball Athletic Trainer's Society (PBATS).
- Served as the head athletic trainer for the American League All-Star Team during the 2005 All-Star Game at Comerica Park on July 12, 2005.
- Spent the 2002 season as the assistant athletic trainer for the Montreal Expos after spending the previous nine seasons in the same position with the Florida Marlins.
- Prior to joining the Marlins on November 20, 1992, he spent 11 years in the New York Yankees organization, including the last four (1989-92) as the Minor League head athletic trainer/rehabilitation supervisor.
- Served as head athletic trainer with Triple A Columbus from 1986-88 after being promoted from his previous position as head athletic trainer at Double A Albany where he spent the 1985 season.
- Began his career serving as the head athletic trainer for the Single A Ft. Lauderdale Yankees from 1982-84.
- Served as the National League's assistant athletic trainer representative for PBATS from 1998-2001...served as the American League head athletic trainer representative from 2004-09.
- A 1981 graduate of Bowdoin College in Maine, Rand is a certified member of the National Athletic Trainers Association (NATA) and the National Strength and Conditioning Association (NSCA), in addition to being an NSCA certified personal trainer.
- Rand and his wife, Tisa, have four sons, Keegan, Kamden, Kallen and Kashton.



## DOUG TETER

### Head Athletic Trainer

Enters his fifth season as the Tigers Head Athletic Trainer and 30th in the Tigers organization after serving as the club's Minor League Medical Coordinator for seven seasons before joining the Major League staff in 2006.

- Directs the day-to-day efforts of the club's Major League athletic training department.
- Joined Tigers Head Athletic Trainer Kevin Rand and Assistant Athletic Trainer Steve Carter in being named the Athletic Training Staff of the Year in 2006 by the Professional Baseball Athletic Trainer's Society (PBATS).
- Named the Dwight Lowry Award winner as the Tigers Player Development Man of the Year in 2001.
- Served as the club's rehabilitation coordinator in 1997-98.
- Joined the Tigers in 1993 as a trainer for Single A Fayetteville...served in the same role the following season for Single A Jamestown.
- Worked as the trainer for Single A Lakeland in 1995-96.
- Graduated from Central Michigan University in 1992 with a degree in sports medicine...earned a master's degree in sports medicine and health care from the University of Alabama in 2002.
- Leads the annual PLAY (Promoting a Lifetime of Activity among Youth) Campaign.
- A native of Constantine, MI, Teter and his wife, Joya, have three sons, Zachary, Deacon and Matthew.



**CHRIS MCDONALD****Assistant Athletic Trainer**

Enters his third season on the club's Major League training staff and his 22nd as a trainer in the Tigers organization.

- Was tabbed the Minor League Athletic Trainer of the Year by the Professional Baseball Athletic Trainers Society (PBATS) in 2019, International League Trainer of the Year in 2018 and 2019 and the Eastern League Trainer of the Year in 2011.
- Prior to joining the Major League staff, spent six seasons as the trainer for Triple A Toledo...prior to his time with the Mud Hens, he served as the trainer for Double A Erie for eight seasons.
- Interned in athletic training with the Tigers during Spring Training in 2000....worked as the athletic trainer with the Gulf Coast League Tigers (2001), Single A Oneonta (2002) and Single A Lakeland (2003-05).
- Graduated from Bowling Green State University in 2000 with a bachelor's of science in education after majoring in sport management with an emphasis in athletic training.
- A native of Troy, MI he worked as a home clubhouse attendant and bat boy for the Tigers from 1994-99.

**MATT RANKIN****Assistant Athletic Trainer**

Enters his ninth season as the club's Assistant Athletic Trainer and his 27th as a trainer in the Tigers organization.

- Prior to joining the Major League staff he spent 13 seasons as an athletic trainer with Triple A Toledo.
- Tabbed the International League Trainer of the Year by the Professional Baseball Athletic Trainers Society (PBATS) in 2010.
- Joined the Tigers organization in 1996, spending that season with Single A Visalia before serving two years as a trainer with both Single A Jamestown (1997-98) and Single A Lakeland (1999-2000).
- Served as the trainer for Honolulu in the Hawaii Winter League in 1997, Delaware in the Maryland Fall League in 1998, the Phoenix Desert Dogs in the Arizona Fall League in 2006 and the Peoria Saguaros in the Arizona Fall League in 2007.
- Earned a bachelor's degree in community health and a master's degree in athletic training from Ohio University.
- He and his wife, Amy, have a son, Andrew.

**DR. SPENCER WOOD****Performance and Mental Skills Coach**

- Dr. Wood returns for his fifth season in the Tigers organization, serving as the performance and mental skills coach...his role spans all levels of the organization, working with players from the Major Leagues down to Rookie level.
- Dr. Wood helps players with mental components such as pressure performance, poise, focus, confidence, big game preparation, the ability to bounce back from mistakes, and a variety of mental health and wellness strategies.
- He has spent the past 20 years working for numerous teams in professional leagues such as the NBA, MLB and with a variety of individual athletes from multiple sports, including professional golf.
- Dr. Wood has also assisted with national team mental skills preparation for international competitions such as the World Cup, World Championships and Olympic Games.
- He has two undergraduate degrees and a pair of master's degrees (clinical mental health counseling and exercise science) and a PhD in psychology with an emphasis in sport psychology... additionally, he is NCSA-CSCS and NASM-CPT certified and is a board certified therapist.





## MAUREN STOECKLEIN, RD

### MLB Nutrition Coordinator

- Joins the Tigers for her first season in 2022, overseeing all aspects of the club's Major and Minor League nutrition program.
- Works directly with players, coaches and performance staff to enhance on-field ability through individualized nutrition programming and the development of comprehensive nutrition and wellness across the entire organization.
- Collaborates with the Major and Minor League culinary staff to optimize fueling strategies.
- Prior to this position with Detroit, Stoecklein held the title of Performance Dietitian with the New York Mets for three seasons (2018-20)...while with the Mets she oversaw the Major and Minor League nutrition programs, with a focus on assessing and analyzing dietary practices, body composition and energy balance of players in the context of athletic performance.
- In addition to her work with professional athletes, Stoecklein has dedicated significant time to the intersection of public safety and nutrition...has been involved with organizations such as The First Twenty (non-profit organization delivering high performance nutrition information to various police and fire departments), Western Wayne County Public Safety Training Academy (developed eight-week health and wellness program for public safety academy cadets), Stoeck-the Pantry (coordinated and provided first responder resiliency education workshops specific to first responders/tactical athletes nationally and locally).
- Has served as a firefighter/paramedic with the Canton Township Fire Department since 2002.
- One of four women in the United States selected to be represented in the Brawny Paper towels Strength Has No Gender Campaign.
- Graduated from Madonna University in 1996 with a bachelor's degree in dietetics...is a member of the American Dietetic Association, SCAN (Sports Cardiovascular and Wellness Nutrition) Dietetic Practice Group and CPSDA (Collegiate and Professional Sports Dietitians Association).



## STEVE CHASE

### Major League Strength & Conditioning Coordinator

Enters his second season on the Major League staff, serving as the Strength and Conditioning Coordinator. This year marks his 18th in the Tigers organization.

- Designs and implements strength and conditioning programs for Tigers players.
- Prior to joining the Major League staff he served six seasons as the Minor League strength and conditioning coordinator, based out of the TigerTown complex in Lakeland, Florida.
- Following the 2016 season, the organization named him the Dwight Lowry Player Development Person of the Year.
- Before becoming the player development system's coordinator, he was the strength and conditioning coach with Single A Lakeland (2005), Double A Erie (2006-07) and Triple A Toledo (2008).
- Is a certified Strength and Conditioning Specialist through the National Strength and Conditioning Association (NSCA).
- Earned his bachelor's degree from Grand Valley State University in physical education with an emphasis on health and wellness.



## MATT ROSENHAMER

### Assistant Major League Strength & Conditioning Coordinator

Enters his third season on the Tigers Major League staff and his eighth season in the Tigers organization.


- Joined the Major League club after spending the 2019 season as the strength & conditioning coach for Double A Erie.
- Previously served as the strength & conditioning coach for Single A Lakeland (2018), Single A West Michigan (2017), Single A Connecticut (2016) and the Gulf Coast League Tigers (2015).
- Prior to joining the Tigers, he completed internships within the field of health and exercise physiology at Emporia State University, Jesuit College Preparatory School of Dallas and the University of Tulsa.
- Earned a bachelor's degree in health promotion from Emporia State University, where he was also a member of the football team.



**BRIAN BRITTEN****Director, Team Travel**

Enters his 23rd season with the Tigers and 10th in his current role after being named to the position on April 8, 2013.

- Responsible for arranging all team travel during the spring, regular and post seasons.
- Spent 13 seasons in the Tigers media relations department, including five as the club's Director of Baseball Media Relations...originally joined the organization in March 2000.
- Directed media operations at the 2005 Major League Baseball All-Star Game at Comerica Park and throughout the postseason for the 2006 American League Champion Tigers, 2011 American League Central Division Champion Tigers and 2012 American League Champion Tigers...has also worked the All-Star Game in 2004 (Houston), 2007 (San Francisco), 2010 (Anaheim) and 2011 (Phoenix).
- Prior to joining the Tigers, spent four years in various capacities with the Toledo Mud Hens.
- Graduated from Bowling Green State University in May, 1999 with a B.S. in education and sport management...named the Outstanding Student in his major in 1999.
- A native of Perrysburg, OH, Britten resides in Royal Oak with his wife, Melissa.

**HEATHER NABOZNY****Head Groundskeeper**

Enters her 24th season as the head of the Tigers grounds crew after joining the club on January 19, 1999.

- According to a survey of teams, she is believed to be the first female Head Groundskeeper in the modern history of Major League Baseball.
- Inducted into the West Michigan Whitecaps Hall of Fame on January 19, 2011.
- Has served on the grounds crew for 19 straight Super Bowls, beginning with Super Bowl XXXVIII at Reliant Stadium in Houston, TX...also served on the grounds crew for the 2010 NFL Pro Bowl at Sun Life Stadium in Miami, FL, the 2010, 2015 and 2016-19 NFL International Series in London and the 2016-19 NFL Mexico Game in Mexico City, Mexico.
- Named one of *Crain's Detroit Business*' 40 under 40 in 2006, as one of the top individuals who have achieved solid business success under the age of 40.
- Received the Dick Ericson Award from the Sports Turf Managers Association (STMA) in 2001, one of the highest awards issued by the association.
- Born in Detroit and raised in Milford, MI, she attended Northern Michigan University and Lansing Community College...graduated from Michigan State's Sports Turf Management Program in 1993.
- Performed an internship at Michigan State in athletic grounds in 1993.
- Worked as a groundskeeper at the Toronto Blue Jays Spring Training camp in Dunedin, FL in 1993 and 1994.
- Joined the Single A West Michigan Whitecaps as Head Groundskeeper in 1994...remained with the Whitecaps until joining the parent club in Detroit.



---

# 2022 TIGERS

---





# 70 TYLER ALEXANDER

HT: 6-2 WT: 203 BT: R TH: L BORN: 7/14/1994 IN CHICAGO, IL

## LEFTHANDED PITCHER

Opening Day Age: 27

Residence: Southlake, TX

Major League Service: 2.058

Signed Through: 2022

How Obtained: Selected by the Tigers in the second round of the 2015 MLB Draft

### SEASON HIGHLIGHTS

Spent the entire 2021 season in the Majors, appearing in a career-high 41 games, including 15 starts.

- Continued to stand out with his control, allowing 28 walks in 106.1 innings pitched...since his big league debut on July 3, 2019, he ranks second among active pitchers (min. 190.0 innings pitched) in fewest walks allowed (42) and seventh in walk rate (5.2%).
- Picked up his first win of the season on July 4 vs. Chicago (AL), throwing 2.1 scoreless innings with three strikeouts.
- Notched his second win on August 7 at Cleveland, throwing 5.1 scoreless innings with four hits allowed and four strikeouts...marked his first win as a starting pitcher since September 16, 2019 vs. Baltimore.
- Tied the longest start of his career on August 20 at Toronto, tossing 7.0 innings and allowing one run on four hits with two walks and six strikeouts.
- Made seven appearances, including six starts, during September/October, compiling a 0-2 record with a 2.56 ERA (31.2IP/9ER) and 26 strikeouts.

Played his first full Major League season in **2020**, working primarily out of the bullpen...appeared in 14 games and made a pair of starts.

- Posted a combined 2-3 record and 3.96 ERA (36.1IP/16ER) over his 14 outings, on 39 hits and nine walks, while striking out 34...of his 12 relief appearances, 11 went for multiple innings, over which he was 2-2 with a 3.18 ERA (28.1IP/10ER), walking six and striking out 28.
- Had a historic outing in the first game of the doubleheader on August 2 vs. Cincinnati, tossing 3.2 hitless innings of relief, striking out nine consecutive batters and 10 total...that mark of nine-straight punchouts was the longest such stretch in an outing for a reliever in Major League history, tied an American League record (last, Doug Fister, September 27, 2012 vs. Kansas City) and fell one shy of the Major League record of 10 (Tom Seaver, April 22, 1970 vs. San Diego)...the outing marked the first double-digit punchout performance of his career, topping his previous career high of nine (July 27, 2019 at Seattle).

Saw the first Major League action of his career in **2019**, pitching in 13 games, including eight starts, with Detroit...also pitched in 20 games, including 16 starts, with Triple A Toledo.

- Led all Major League rookie pitchers (min. 50.0 innings) with 1.17 walks per nine innings, issuing just seven walks in 53.2 innings pitched.
- Struck out a season-high 12 batters on June 22 vs. Rochester, throwing 7.0 scoreless innings with two hits allowed.
- Named the International League Pitcher of the Week for the week ending June 23...made two starts during the week, throwing 13.2 scoreless innings with six hits allowed, four walks and 15 strikeouts.
- Had his contract selected on July 3 and served as the 26th man in the second game of that day's doubleheader at Chicago (AL)...made his Major League debut that night, allowing two earned runs over 5.0 innings, striking out four...punched out Leury García in the first inning, the first Major League batter he faced.
- Earned the first win of his Major League career on September 16 vs. Baltimore, allowing one run on four hits with three strikeouts in 6.0 innings.
- Had a strong finish to the season, holding opponents to three earned-runs-or-fewer in each of his final seven outings...among rookies with at least 27.0 innings pitched over that span, his 3.29 ERA (27.1IP/10ER) ranked third in the American League and seventh in the Majors...additionally, his four walks over that span led Major League rookies (min. 27.0 IP).

Combined to make 26 appearances, including 24 starts, between Double A Erie and Triple A Toledo in **2018**.

- Began the season with Erie, where he allowed three earned runs-or-less in each of his first eight starts of the season, posting a 3-1 record with a 3.02 ERA (44.2IP/15ER) and 33 strikeouts.
- Started five games with Toledo in July, compiling a 0-2 record with a 3.86 ERA (32.2IP/14ER) and 20 strikeouts.



Spent the entire **2017** season with Double A Erie, appearing in 27 games, including 26 starts.

- Ranked third in the Eastern League in games started, while he was fifth in strikeouts (120) and 10th in innings pitched (138.1).
- Threw the first complete game of his career on June 25 at Bowie, striking out eight and allowing five runs on eight hits in 7.0 innings.
- Turned in his longest outing of the season on August 2 at Altoona, tossing 7.1 shutout innings with three hits allowed and eight strikeouts.
- Ranked as the fourth-best prospect in the Tigers organization by *Baseball America*.

Pitched in 25 games, including 24 as a starter, between Single A Lakeland and Double A Erie in **2016**.

- Named a Tigers organization All-Star by MiLB.com.
- Selected to the Florida State League midseason All-Star Team.
- Did not allow an earned run in five consecutive starts from April 29-May 22, throwing 31.0 innings during that span.
- Named the Tigers Minor League Pitcher of the Month for May, posting a 3-0 record with a 0.29 ERA (31.0IP/1ER) and 26 strikeouts.
- Tabbed Florida State League Pitcher of the Week for the week ending July 31 after throwing 6.0 shutout innings with two hits allowed and three strikeouts on July 30 at St. Lucie.
- Rated as the 28th-best prospect in the Tigers organization by *Baseball America*.

Completed his first season of professional baseball in **2015**, making 12 starts with Single A Connecticut.

- Tabbed a short season All-Star by *Baseball America* and was named to the New York-Penn League midseason All-Star Team.
- Did not allow more than one earned run in any of his 12 starts during the season.
- Began his professional career by not allowing a run in his first four starts, throwing 13.0 scoreless innings over that span.
- Ranked as the No. 12 prospect in the New York-Penn League by *Baseball America*.

**AMATEUR HIGHLIGHTS**

- Played collegiately at Texas Christian University, where he earned honorable mention All-Big 12 honors as a sophomore in **2015** and was named a freshman All-American and second team All-Big 12 in **2014**.
- Graduated from Southlake Carroll High School, and was District 4-5A co-MVP and first team All-State as a senior...was named area Pitcher of the Year as a junior and senior.

**TRANSACTIONS**

- Selected by the Tigers in the 23rd round of the 2013 MLB Draft out of Carroll High School (TX), but did not sign
- Selected by the Tigers in the second round of the 2015 MLB Draft out of Texas Christian University (signing scout: Matt Lea)

**TYLER JOHN ALEXANDER'S CAREER RECORD**

Year	Club	W-L	ERA	G	GS	CG	SHO	SV	IP	H	TBF	R	ER	HR	HB	BB	SO	WP	BK	AVG
2015	Connecticut	0-2	0.97	12	12	0	0	0	37.0	17	135	7	4	3	1	5	33	0	0	.133
2016	Lakeland	6-7	2.21	19	18	0	0	0	102.0	87	407	36	25	7	3	16	82	0	0	.226
	Erie	2-1	3.15	6	6	0	0	0	34.1	36	138	13	4	1	4	23	0	0	.273	
2017	Erie	8-9	5.07	27	26	1	0	0	138.1	178	614	95	78	20	7	23	120	3	1	.309
2018	Erie	3-2	3.75	9	9	0	0	0	48.0	64	212	22	20	7	2	9	35	1	0	.325
	Toledo	3-6	4.79	17	15	0	0	0	92.0	120	399	58	49	9	3	13	60	0	0	.319
2019	Toledo	5-10	5.13	20	16	0	0	0	98.1	112	433	57	56	18	11	23	108	2	0	.284
	<b>DETROIT</b>	1-4	<b>4.86</b>	<b>13</b>	<b>8</b>	<b>0</b>	<b>0</b>	<b>0</b>	<b>53.2</b>	<b>68</b>	<b>235</b>	<b>30</b>	<b>29</b>	<b>9</b>	<b>2</b>	<b>7</b>	<b>47</b>	<b>1</b>	<b>0</b>	<b>.302</b>
2020	<b>DETROIT</b>	2-3	<b>3.96</b>	<b>14</b>	<b>2</b>	<b>0</b>	<b>0</b>	<b>0</b>	<b>36.1</b>	<b>39</b>	<b>152</b>	<b>16</b>	<b>16</b>	<b>8</b>	<b>4</b>	<b>9</b>	<b>34</b>	<b>0</b>	<b>0</b>	<b>.283</b>
2021	<b>DETROIT</b>	2-4	<b>3.81</b>	<b>41</b>	<b>15</b>	<b>0</b>	<b>0</b>	<b>0</b>	<b>106.1</b>	<b>106</b>	<b>451</b>	<b>47</b>	<b>45</b>	<b>16</b>	<b>4</b>	<b>28</b>	<b>87</b>	<b>2</b>	<b>0</b>	<b>.255</b>
MINOR LEAGUE TOTALS		27-37	3.99	110	102	1	0	0	550.0	614	2338	288	244	68	28	93	461	6	1	.281
MAJOR LEAGUE TOTALS		5-11	4.13	68	25	0	0	0	196.1	213	838	93	90	33	10	44	168	3	0	.274

**MAJOR LEAGUE CAREER FIELDING**

	G	TC	PO	A	E	DP	PCT
Pitcher	68	20	5	15	0	1	1.000

**MAJOR LEAGUE CAREER HIGHS**

- Longest Winning Streak in Games with Decision:** 2 - July 4-August 7, 2021
- Longest Losing Streak in Games with Decision:** 3 (three times) - last, August 13-September 28, 2021
- Strikeouts:** 10 - August 2, 2020 vs. Cincinnati
- Walks:** 3 (twice) - last, July 11, 2021 at Minnesota
- Innings (starter):** 7.0 (twice) - last, August 20, 2021 at Toronto
- Innings (relief):** 4.0 (twice) - last, September 10, 2019 vs. New York (AL)



# 60 AKIL BADDOO

HT: 6-1 WT: 214 BT: L TH: L BORN: 8/16/1998 IN SILVER SPRING, MD

## OUTFIELDER

Opening Day Age: 23 Residence: Conyers, GA

Major League Service: 1.000 Signed Through: 2022

How Obtained: Selected by the Tigers from Minnesota in the Major League phase of the Rule 5 Draft on December 10, 2020

### SEASON HIGHLIGHTS

Put together an impressive rookie season in **2021**, playing in 124 games.

- Among rookies with at least 300 at-bats, he ranked third in stolen bases (18) and walk rate (9.8%), fifth in on-base percentage (.330), sixth in batting average (.259), eighth in OPS (.766) and ninth in slugging percentage (.436).
- Hit seven triples, which ranked tied for second in the American League and tied for fourth in the Majors... his seven three-baggers were the most by a Major League rookie since Trea Turner had eight in 2016 and the most by a Tigers rookie since Austin Jackson had 10 in 2010.
- Finished the season with 18 stolen bases, which were the most by a Tigers rookie since Quintin Berry swiped 21 bags in 2012.
- Earned a spot on an Opening Day roster at the Major League level for the first time in his career.
- Made his Major League debut on April 4 vs. Cleveland and wasted little time making an impact, sending the first pitch he saw from Aaron Civale over the left field fence for a solo home run...according to the Elias Sports Bureau, he became the first Major League player to homer on the first pitch he saw in the big leagues since Chicago (NL)'s Willson Contreras on June 19, 2016...also became the ninth player in Tigers history to homer in his first Major League plate appearance (last, Sergio Alcantara in 2020).
- Continued the storybook start to his big league career on April 5 vs. Minnesota, hitting a grand slam in the ninth...became the first player in franchise history to homer in each of his first two MLB games... according to the Elias Sports Bureau, he was the third player in the Modern Era (since 1900) to hit at least one homer in each of his first two games with at least one of them being a grand slam, joining Kevin Kouzmanoff (2006) and Dick Stuart (1985)...additionally, he was the first Major Leaguer in the Modern Era to homer in each of his first two MLB games with both coming from the No. 9 spot in the batting order...became the fifth player in Tigers history to drive in four-or-more runs in either of his first two career games (last, Alex Avila on August 7, 2009).
- Hit a walk-off single in the bottom of the 10th inning on April 6 vs. Minnesota...according to the Elias Sports Bureau, Baddoo became the first Major League player in the Modern Era to begin his big league career with multiple homers, including a grand slam, and a walk-off hit within his first three Major League games...was the first Tigers rookie to have a walk-off hit since Dixon Machado on September 18, 2015 vs. Kansas City.
- Drove in at least one run in each of the first four games of his Major League career, becoming just the fourth player in franchise history to do so, joining Dale Alexander (seven straight in 1929), Ron Cash (four in 1973) and Don Ross (four in 1938)...was the first big league player to begin his career with a RBI in his first four games since Seattle's Kyle Lewis in 2019.
- Blasted his longest homer of the season on April 12 at Houston, a 450-foot shot...was the longest by a Tigers rookie in the Statcast Era (2015-present).
- Hit his fourth home run of the season on April 13 at Houston...according to the Elias Sports Bureau, he became the only Tigers player to have four-or-more homers in the first eight games of his career.
- Drove in at least one run in seven of his first nine games, becoming the second player in franchise history to do so, joining Dale Alexander (1929), and the ninth Major League player to accomplish the feat (last, Jorge Soler, 2014).
- Hit his third triple of the season on April 26 vs. Kansas City, becoming the only MLB player since 1901 to have at least four doubles, three triples and four home runs within his first 17 career games.
- Posted a career-best, 11-game hitting streak from June 9-24, hitting .425/.500/.575 with six doubles and two RBI.
- Became just the third Tigers rookie since 1933 to have 20-or-more extra-base hits and 10-or-more stolen bases prior to the All-Star break, joining Austin Jackson (2010) and Jake Wood (1961).
- Sidelined from August 11-24 with a concussion.
- Hit his first career leadoff homer on September 17 at Tampa Bay.



Worked out remotely during the **2020** season as a result of the COVID-19 pandemic.

- Ranked as the No. 20 prospect in the Twins organization by *Baseball America*.

Played in just 29 games with Single A Fort Myers in **2019** due to injury.

- On the injured list from May 12-September 16 with a left forearm strain.
- Rated as the 19th-best prospect in the Minnesota Minor League system by *Baseball America*.

Spent the entire **2018** season with Single A Cedar Rapids, leading the team with 113 games played.

- Scored the winning run on a walk-off sacrifice fly on April 7 vs. Quad Cities...the run was the first scored of the season under the new Minor League extra-inning rule, which places a runner on second base to start the 10th inning.
- Sidelined from May 21-28 with a right hamstring spasm.
- Had four hits, including a double and two triples, on June 2 at Burlington.
- Posted an 11-game hitting streak from June 26-July 8, batting .408/.463/.714 with four doubles, two triples and two RBI.
- Helped clinch the first round victory over Beloit in the Midwest League playoffs by going 3x4 with a double, a RBI and a run scored in Game 2.
- Ranked as the No. 11 prospect in the Twins organization, and the No. 18 prospect in the Midwest League by *Baseball America*.

Combined to play in 53 games between the GCL Twins and Rookie-level Elizabethton in **2017**.

- Named a *Baseball America* Rookie All-Star and a Twins Organization All-Star by MiLB.com.
- Compiled a 13-game hitting streak from July 31-August 19, during which he batted .460/.557/.680 with six RBI.
- Selected the MiLB.com Appalachian League Player of the Month for August after hitting .389/.504/.622 with 13 doubles, one triple, two home runs and 13 RBI.
- Ranked as the 16th-best prospect in the Twins system and the No. 7 prospect in the Appalachian League by *Baseball America*.

Began his professional career in **2016** with the GCL Twins, playing in 38 games.

- On injured list from July 12-20 with a left hamstring strain.

**AMATEUR HIGHLIGHTS**

- Was rated the 63rd-best prospect by *Baseball America* entering the 2016 MLB Draft...was named a Rawlings-Perfect Game second team All-American and to the Southeast All-Region First Team in **2016** and a Perfect Game Underclass High Honorable Mention in **2015**.

**TRANSACTIONS**

- Selected by Minnesota in lottery round B (74th overall) of the 2016 MLB Draft out of Salem High School (GA)
- On injured list, July 12-20, 2016 (left hamstring strain)
- On injured list, May 21-28, 2018 (right hamstring spasm)
- On injured list, May 12-September 16, 2019 (left forearm strain)
- Selected by the Tigers from Minnesota in the Major League phase of the Rule 5 Draft on December 10, 2020
- On injured list, August 11-23, 2021 (concussion)

**AKIL NEEMON BADDOO'S CAREER RECORD**

Year	Club	AVG	G	AB	R	H	TB	2B	3B	HR	RBI	SH	SF	HB	BB	SO	SB	CS	OBP	SLG	E
2016	GCL Twins	.178	38	107	15	19	29	0	2	2	15	0	1	1	18	36	8	1	.299	.271	2
2017	GCL Twins	.267	20	75	18	20	33	4	3	1	10	0	0	2	9	13	4	0	.360	.440	0
	Elizabethton	.357	33	126	39	45	73	15	2	3	19	0	1	3	27	19	5	4	.478	.579	0
2018	Cedar Rapids	.243	113	437	83	106	183	22	11	11	40	2	3	1	74	124	24	5	.351	.419	1
2019	Fort Myers	.214	29	117	15	25	46	3	3	4	9	0	1	1	12	39	6	2	.290	.393	2
2020	Did Not Play																				
2021	<b>DETROIT</b>	<b>.259</b>	<b>124</b>	<b>413</b>	<b>60</b>	<b>107</b>	<b>180</b>	<b>20</b>	<b>7</b>	<b>13</b>	<b>55</b>	<b>0</b>	<b>3</b>	<b>0</b>	<b>45</b>	<b>122</b>	<b>18</b>	<b>4</b>	<b>.330</b>	<b>.436</b>	<b>3</b>
MINOR LEAGUE TOTALS		.249	233	862	170	215	364	44	21	21	93	2	6	8	140	231	47	12	.357	.422	5
MAJOR LEAGUE TOTALS		.259	124	413	60	107	180	20	7	13	55	0	3	0	45	122	18	4	.330	.436	3

**MAJOR LEAGUE CAREER FIELDING**

	G	TC	PO	A	E	DP	PCT
Outfield	117	259	252	4	3	1	.988

**MAJOR LEAGUE CAREER HIGHS**

- Hits:** 3 (three times) - last, June 30, 2021 at Cleveland (Game 1)
- Home Runs:** 1 (13 times) - last, September 17, 2021 at Tampa Bay
- RBI:** 4 (twice) - last, July 19, 2021 vs. Texas
- Stolen Bases:** 2 - July 2, 2021 vs. Chicago (AL)
- Hitting Streak:** 11 - June 9-24, 2021




# 28 JAVIER BÁEZ

HT: 6-0 WT: 190 BT: R TH: R BORN: 12/1/1992 IN BAYAMON, PR

**INFIELDER**  
**Opening Day Age:** 29 **Residence:** Dorado, PR  
**Major League Service:** 6.089 **Signed Through:** 2027  
**How Obtained:** Signed by the Tigers as a free agent on December 1, 2021

**CAREER HIGHLIGHTS**

The 2022 season will mark Báez's 12th professional season and his first with the Tigers...also marks the first year of a six-year contract he signed with Detroit on December 1, 2021.

- Selected to the National League All-Star Team twice, starting at second base in 2018 and shortstop in 2019...became the first player in MLB history to start at second base and shortstop in consecutive seasons...participated in the Home Run Derby in 2018.
- Earned his first career Rawlings Gold Glove Award as a shortstop in 2020.
- Won the National League Silver Slugger Award for second basemen in 2018 and finished second in voting for the NL Most Valuable Player Award that season.
- Earned Co-MVP honors in the 2016 NLCS after going 7x23 with four doubles and five RBI...for his career has played in 36 postseason games.
- Named NL Player of the Week for the week ending July 1, 2018.
- Represented Puerto Rico during the 2017 World Baseball Classic.
- Played for the World Team in the 2014 MLB Futures Game at Target Field in Minneapolis...hit a two-run home run in the game.

**SEASON HIGHLIGHTS**

Began the **2021** season with the Cubs before being traded to the Mets at the trade deadline.

- Was one of four Major Leaguers to finish the season with at least 31 home runs, 87 RBI and 18 steals, joining Shohei Ohtani, José Ramírez and Fernando Tatis Jr.
- Ranked ninth in the National League with 18 stolen bases.
- Due to stabs from New York (NL)'s resumed suspended game on August 31 counting for April 11, Elias Sports Bureau notes that he is the second player since 1920 when RBI became an official stat to be credited with a RBI for two teams on the same date (also, Cliff Johnson, May 28, 1990 for Cleveland and Chicago (NL))...Johnson is also the only other player since 1900 to score a run for two teams on the same date...Báez is credited with two runs and two RBI on April 11, one apiece for both the Mets and Cubs.
- Launched a grand slam against New York (NL) on April 21.
- Belted a pair of homers on May 31 vs. San Diego...also had two homers on July 6 vs. Philadelphia.
- Recorded his fifth career walk-off hit on July 26 vs. Cincinnati, a pinch-hit, bases-loaded RBI single.
- Hit a two-run home run in his Mets debut on July 31 vs. Cincinnati, making him the 30th player in franchise history to homer in his first game with the team.
- On the injured list from August 12-22 with a lumbar spine muscle strain.
- Reached base safely in a career-high 23 straight games from September 5-30 and had a 13-game hitting streak from September 14-29, the second longest of his career.
- Posted his best month of the season in September, hitting .361/.441/.577 with six doubles, five home runs and 14 RBI...ranked fifth in the majors in batting average and ninth in on-base percentage.

Played in all but one of the Cubs 60 games during the shortened **2020** season.

- Won his first career Rawlings Gold Glove Award as a shortstop...led NL shortstops with four outs above average and was second with seven defensive runs saved.
- Had a pair of multi-homer games during the season, on July 28 at Cincinnati and August 24 at Detroit... became just the fourth Cubs shortstop since 1901 to record multiple games with at least nine total bases in a season, joining Ray Smalley in 1950, Ernie Banks (five times) and Starlin Castro in 2014.
- Recorded a walk-off single in the 11th inning on August 2 vs. Pittsburgh and a game-winning single in the 10th inning on September 16 vs. Cleveland.
- Played in both games of the Cubs NL Wild Card Series vs. Miami, going 1x8.

Voted a starter in the All-Star Game for the second straight season in **2019**, starting at shortstop for the National League.



- Had a team-best .333 (38x114) batting average with runners in scoring position, including a .408 (20x49) average with RISP and two outs.
- Recorded a .973 fielding percentage (15E/546TC) in 129 games at shortstop...committed just two errors in 153 total chances in his final 38 games in the field from July 20-September 1.
- Homered twice on Opening Day at Texas, becoming the seventh Cub ever to hit multiple homers in the team's first game, and the first since Corey Patterson in 2003...was just the fifth Cubs shortstop to homer on Opening Day and the first since Rey Sanchez on April 1, 1996 vs. San Diego.
- Finished the season-opening, three-game series at Texas with six hits, five runs, two homers, six RBI and two stolen bases, becoming just the third Cub in the last 100 years to collect those totals in a three-game series, joining Joe Marty in 1937 vs. Philadelphia and Andre Dawson in 1987 against Houston.
- Finished March/April with nine home runs, the second-most by a Cub before May, surpassed only by Alfonso Soriano's 10 homers prior to May in 2011.
- Posted a career-best 15-game hitting streak from May 1-17, batting .381/.420/.619 with nine doubles, two home runs and eight RBI...was the longest streak by a Cub that season.
- Left the May 19 game at Washington with a right heel bruise and played through it for the rest of the season...was hitting .319 (59x185) with a .953 OPS in his first 44 games through May 19...batted .260 (90x346) with a .789 OPS in his final 94 games.
- Recorded a pinch-hit, walk-off RBI single on May 21 vs. Philadelphia...was his second career walk-off RBI.
- Belted his 100th career homer on June 23 vs. New York (NL), a game-winning, three-run shot in the bottom of the eighth.
- Hit his fifth career grand slam on June 29 at Cincinnati.
- Recorded his sixth career multi-homer game on August 5 vs. Oakland, the fifth anniversary of his Major League debut at Colorado.
- Suffered a hairline fracture in his left thumb on September 1 and missed the rest of the season...at the time of his injury, he ranked second in the NL in doubles (38) and was tied for sixth in extra-base hits (71) and game-winning RBI (12).

Enjoyed a breakout season in **2018**, establishing career highs in nearly every offensive category, including games played (160), hits (176), doubles (40), triples (9), home runs (34) and RBI (111).

- Earned his first All-Star Game selection, starting at second base for the National League...was the leadoff hitter for the NL and went 1x3...also participated in the Home Run Derby, hitting 16 homers in the first round, but came up short to Max Muncy's 17 long balls.
- Led the NL in RBI, becoming the first Cub to do so since Sammy Sosa had 160 RBI in 2001...also ranked second in extra-base hits (83), tied for second in triples, third in total bases (336), fourth in slugging percentage (.554), tied for sixth in doubles, tied for seventh in homers, eighth in runs scored and tied for eighth in games played.
- Finished second in voting for the NL Most Valuable Player Award.
- Became the first player in franchise history to reach 40 doubles, 30 homers and 20 stolen bases in a season...became the first player in Major League history to reach 40 doubles, nine triples, 34 homers, 111 RBI and 21 stolen bases in a single season.
- Was only the fifth Cub to have a 30-homer, 100-RBI season before or in their age 25 season, joining Ernie Banks (1955), Kris Bryant (2016), Anthony Rizzo (2015) and Ron Santo (1964, 1965).
- Became the first Cub with at least 20 homers and 20 steals since Corey Patterson in 2014.
- Became just the fourth Cubs middle infielder to reach the 30-homer mark, joining Rogers Hornsby in 1929, Ernie Banks (five times from 1955 and 1957-60) and Ryne Sandberg (twice in 1989-90)...was also only the third middle infielder in franchise history to reach 111 RBI, the first since Ernie Banks drove in 117 runs in 1960.
- Had consecutive multi-homer games on April 10-11 vs. Pittsburgh, the first player in club history to do so while manning a middle infield position...was the first Cubs player to have back-to-back multi-homer games since Alfonso Soriano on May 16-17, 2008 vs. Pittsburgh.
- Posted an 11-game hitting streak from April 14-28, batting .400/.400/.760 with seven doubles, one triple, three home runs and 16 RBI.
- Reached 25 RBI prior to May 1, just the third Cub to do so in franchise history (Billy Williams, 25, 1970 and Derrek Lee, 28, 2005).
- Hit his 10th home run of the season in the team's 32nd game of the year on May 7 vs. Miami...was the fewest amount of team games for any second baseman to reach the 10-homer plateau in franchise history...the only Cubs middle infielder to reach 10 round-trippers in fewer team games is Ernie Banks (10 in 30 games in 1956).
- Recorded his third career steal of home, second in the regular season, on June 3 at New York (NL).
- Went 4x5 with a double, two home runs, including a grand slam, and five RBI on June 26 at Los Angeles (NL)...also had a five-RBI performance on July 14 at San Diego.
- Hit his 25th homer of the season in his 110th game on August 5 at Kansas City...became the third-fastest Cubs second baseman to 25 homers in a season, surpassed only by Ryne Sandberg in 1990 (92 games) and Rogers Hornsby in 1929 (106 games).
- Went 1x5 with a double and a RBI in the NL Wild Card Game vs. Colorado.



Made an Opening Day roster at the Major League level for the first time in his career in **2017**, appearing in 145 games.

- Finished a double shy of the cycle on May 2 vs. Philadelphia, going 4x4 with a triple, a homer and three RBI...also had four hits on September 13 vs. New York (NL).
- Belted his third career grand slam on May 18 vs. Cincinnati off Amir Garrett...finished the contest 3x3 with five RBI.
- Hit his first career inside-the-park home run on August 7 at San Francisco.
- Recorded a straight steal of home on August 30 vs. Pittsburgh...marked the first by a Cubs player since Starlin Castro on July 15, 2010 vs. Philadelphia.
- Played in 10 games during the postseason...went 2x3 with two solo home runs in Game Four of the NLCS vs. Los Angeles (NL), becoming the fifth player in Cubs history with a multi-homer game in the postseason.

Completed his first full season in the Majors in **2016**, playing in 142 games.

- Made at least 20 starts at second base, third base and shortstop, becoming just the fourth Cub since 1913 to do so, joining Rollie Zelder (1917), Sparky Adams (1927) and Jose Vizcaino (1993).
- Began the season on the injured list from March 25-April 15 with a left thumb contusion.
- Hit his first career walk-off homer in the 13th inning on Mother's Day, May 8 vs. Washington...also homered on Father's Day, June 19 vs. Pittsburgh, becoming the first Cubs batter to hit a home run on both Mother's Day and Father's Day since Jose Cardenal in 1973.
- Connected for his first career grand slam in the 15th inning on June 28 at Cincinnati...was the latest by inning in Cubs franchise history, edging out a 14th-inning grand slam by Cliff Johnson in 1980 in a suspended game vs. Montreal.
- Had the first two four-hit games of his career on June 8 at Philadelphia and August 29 vs. Pittsburgh.
- Collected a career-high six RBI, including his second career grand slam, on September 26 at Pittsburgh.
- Started every postseason game at second base, batting .265 (18x68) with four doubles, two home runs and eight RBI.
- Hit a game-winning homer in the eighth inning of a 1-0 win in Game One of the NLDS vs. San Francisco...according to the Elias Sports Bureau, became the 12th player to homer in a 1-0 postseason game, and just the third to do so in a team's final at-bat.
- Named Co-MVP of the NLCS after batting .318 (7x22) with four doubles, five RBI and an .833 OPS in six games...stole home in the second inning of Game One, becoming just the second Cub to do so in postseason play, and the first in 109 years since Jimmy Slaughter in Game Four of the 1907 World Series vs. Detroit.
- Belted a solo homer in Game Seven of the World Series, extending the Cubs lead to 4-1.

Spent most of the **2015** season with Triple A Iowa, playing in 70 games...also appeared in 28 games with the Cubs.

- Hit a pair of solo home runs on May 24 vs. Tacoma, June 2 at Albuquerque and July 28 at Nashville.
- Sidelined from June 8-July 28 with a non-displaced fracture in his left ring finger.
- Posted a 16-game hitting streak from August 15-30, batting .444/.467/.569 with three doubles, two home runs and 14 RBI.
- Was a September call-up for the Cubs, playing 17 games (five starts) at second base, eight games (five starts), at shortstop, 11 games (six starts) at third base and one game at first base...committed just two errors in 76 chances (.974 fielding percentage).
- Hit a go-ahead, three-run home run in the second inning of Game Four of the National League Division Series vs. St. Louis...appeared in six games during that year's postseason, hitting .333 (5x15) with a homer and three RBI.

Saw his first Major League action in **2014**, playing in 52 games with the Cubs.

- Named a Cubs Organization All-Star by MiLB.com.
- Hit nine home runs in 52 games with the Cubs, ranking tied for fourth among National League rookies.
- On the injured list from April 11-20 with a left ankle sprain.
- Hit safely in 15 straight games with Triple A Iowa from July 2-21, batting .306/.343/.645 with six doubles, five home runs and 14 RBI.
- Made his Major League debut on August 5 at Colorado and hit a game-winning solo home run in the 12th inning to break a 5-5 tie...became the first player in franchise history to hit an extra-inning home run in his debut, and the first player in the Majors to hit a go-ahead homer in the 12th inning-or-later in his debut since Minnesota's Kent Hrbek on August 24, 1981 at New York (AL)...became the fourth player in Major League history to hit a go-ahead homer in extra innings in his big league debut, joining Florida's Miguel Cabrera (2003), Hrbek and California's Billy Parker (1971).
- Launched two home runs on August 7 at Colorado, recording his first multi-homer performance in just his third career game...became the first player in franchise history to hit three long balls in his first three career games...was also just the second Major League player since 1900 to do so, joining St. Louis' Joe Cunningham in 1954...Jorge Soler would also accomplish this later in the month.
- Played for Cangrejeros de Santurce in the Puerto Rican Winter League, hitting .233/.306/.442 with three doubles, two home runs and seven RBI in 11 games.

- Rated the top prospect in the Cubs organization, the No. 5 prospect in all of baseball and the third-best prospect in the Pacific Coast League by *Baseball America*...also rated as the best power hitter in the Cubs Minor League system and voted as the best power prospect and having the best infield arm in the Pacific Coast League.

Named the Cubs Minor League Player of the Year in **2013** after combining to hit .282/.341/.578 with 34 doubles, four triples, 37 home runs and 111 RBI in 130 games between Single A Daytona and Double A Tennessee.

- Led Minor League Baseball in RBI and extra-base hits (75), while he was tied for second in home runs.
- Selected to the Florida State League midseason All-Star Team and the Southern League postseason All-Star Team...was also named a Minor League All-Star by *Baseball America* and a Cubs Organization All-Star by MiLB.com.
- Earned FSL Player of the Week honors twice during the season for the weeks ending April 28 and June 16.
- Went 5x6 with three doubles, a home run and six RBI on June 1 vs. Brevard County.
- Belted four home runs and drove in seven on June 10 vs. Fort Myers...became just the second player to hit four homers in a game in the history of the Florida State League.
- Hit .357/.398/.661 with 11 doubles, eight home runs and 30 RBI in 29 games with Tennessee in August.
- Ranked the top prospect in the Cubs organization, the No. 16 prospect in all of baseball, the third-best prospect in the Florida State League and Southern League by *Baseball America*...also rated as the best defensive infielder in the Cubs Minor League system.

Spent the majority of the **2012** season with Single A Peoria.

- Named a Cubs Organization All-Star by MiLB.com.
- Earned Midwest League Player of the Week honors for the week ending July 15 after batting .478/.500/1.130 with two doubles, two triples, three home runs and six RBI.
- Posted a 16-game hitting streak from July 4-21, hitting .438/.448/.875 with four doubles, three triples, six home runs and 13 RBI.
- Selected Cubs Minor League Player of the Month for July, batting .368/.397/.679 with six doubles, three triples, seven home runs and 20 RBI.
- Belted a pair of solo home runs for Single A Daytona on September 2 vs. Brevard County.
- Played for Mesa in the Arizona Fall League following the season and hit .211/.250/.456 with two doubles, four home runs and 16 RBI...his AFL campaign was cut short due to an injured left thumb.
- Rated as the No. 2 prospect in the Cubs organization, the No. 61 prospect in all of baseball and the top prospect in the Midwest League and Arizona Fall League by *Baseball America*...was also voted the most exciting player in the Midwest League.

Began his professional career in **2011**, appearing in five games between the AZL Cubs and Single A Boise.

### TRANSACTIONS

- Selected by Chicago (NL) in the first round (ninth overall) of the 2011 MLB Draft
- On injured list, April 11-20, 2014 (left ankle sprain)
- On temporarily inactive list, July 12-17, 2014 (participating in Futures Game)
- On temporarily inactive list, April 9-30, 2015
- On injured list, June 8-July 28, 2015 (left ring finger fracture)
- On injured list, March 25-April 15, 2016 (left thumb contusion)
- Acquired by New York (NL) along with Trevor Williams from Chicago (NL) in exchange for Pete Crow-Armstrong on July 30, 2021
- On injured list, August 12-22, 2021 (lumbar spine muscle spasm)
- Signed by the Tigers as a free agent on December 1, 2021



# 2022 TIGERS

## EDNEL JAVIER BAEZ'S CAREER RECORD

Year	Club	AVG	G	AB	R	H	TB	2B	3B	HR	RBI	SH	SF	HB	BB	SO	SB	CS	OBP	SLG	E
2011	AZL Cubs	.333	3	12	2	4	6	2	0	0	0	0	0	0	0	2	2	0	.333	.500	5
	Boise	.167	2	6	0	1	1	0	0	0	1	0	0	0	0	2	0	0	.167	.167	1
2012	Peoria	.333	57	213	41	71	127	10	5	12	33	0	3	10	9	48	20	3	.383	.596	15
	Daytona	.188	23	80	9	15	32	3	1	4	13	0	0	1	5	21	4	2	.244	.400	2
2013	Daytona	.274	76	299	59	82	160	19	4	17	57	0	6	11	21	78	12	2	.338	.535	31
	Tennessee	.294	54	218	39	64	139	15	0	20	54	0	3	0	19	69	8	2	.346	.638	13
2014	Iowa	.260	104	388	64	101	198	24	2	23	80	0	7	5	34	130	16	8	.323	.510	15
	Chicago (NL)	.169	52	213	25	36	69	6	0	9	20	0	0	1	15	95	5	1	.227	.324	10
2015	AZL Cubs#	.417	4	12	3	5	6	1	0	0	1	0	0	2	1	0	1	0	.533	.500	0
	Iowa	.324	70	281	49	91	148	14	2	13	61	1	2	8	21	76	17	3	.385	.527	21
2016	Chicago (NL)	.289	28	76	4	22	31	6	0	1	4	0	0	0	4	24	1	2	.325	.408	2
	Iowa#	.267	4	15	3	4	7	0	0	1	1	0	0	0	0	4	1	0	.267	.467	1
2017	Chicago (NL)	.273	142	421	50	115	178	19	1	14	59	1	2	11	15	108	12	3	.314	.423	15
	Chicago (NL)	.273	145	469	75	128	225	24	2	23	75	6	2	1	30	144	10	3	.317	.480	15
2018	Chicago (NL)	.290	160	606	101	176	336	40	9	34	111	1	4	5	29	167	21	9	.326	.554	17
2019	Chicago (NL)	.281	138	531	89	149	282	38	4	29	85	0	2	0	28	156	11	7	.316	.531	15
2020	Chicago (NL)	.203	59	222	27	45	80	9	1	8	24	0	2	4	7	75	3	0	.238	.360	8
2021	Chicago (NL)	.248	91	335	48	83	162	9	2	22	65	0	3	7	15	131	13	3	.292	.484	18
	New York (NL)	.299	47	167	32	50	86	9	0	9	22	0	0	6	13	53	5	2	.371	.515	6
MINOR LEAGUE TOTALS		.287	397	1524	269	438	824	88	14	90	301	1	21	37	110	430	81	20	.346	.541	104
MAJOR LEAGUE TOTALS		.264	862	3040	451	804	1449	160	19	149	465	8	15	35	156	953	81	30	.307	.477	106

## MAJOR LEAGUE CAREER FIELDING

	G	TC	PO	A	E	DP	PCT
First Base	12	24	20	4	0	2	1.000
Second Base	320	1107	487	594	26	159	.977
Third Base	104	224	53	160	11	14	.951
Shortstop	486	1994	653	1272	69	281	.965
Outfield	4	0	0	0	0	0	---

## MAJOR LEAGUE CAREER HIGHS

**Hits:** 4 (eight times) - last, September 5, 2021 at Washington  
**Home Runs:** 2 (10 times) - last, July 6, 2021 vs. Philadelphia  
**RBI:** 6 - September 26, 2016 at Pittsburgh  
**Stolen Bases:** 2 (six times) - last, September 9, 2019 at Miami  
**Hitting Streak:** 15 - May 1-17, 2019



# 50

## JACOB BARNES

NON-ROSTER INVITEE

HT: 6-2 WT: 220 BT: R TH: R BORN: 4/14/1990 IN ST. PETERSBURG, FL

RIGHTHANDED PITCHER

Opening Day Age: 31      Residence: Franklin, TN

Major League Service: 4.157      Signed Through: 2022

How Obtained: Signed by the Tigers as a Minor League free agent on December 1, 2021

### SEASON HIGHLIGHTS

Started the **2021** season in the New York Mets organization before being traded to Toronto on June 19.

- Picked up a save on May 21 at Miami...was his first save since April 18, 2018 vs. Cincinnati.
- Recorded 10 consecutive scoreless outings with Triple A Buffalo from August 6-September 10, throwing 10.0 shutout innings with four hits allowed and six strikeouts.

Made 18 appearances with Los Angeles (AL) in **2020**.

- Struck out a career-high five batters on September 26 at Los Angeles (NL).

Began the **2019** season in the Brewers organization before being claimed off waivers by Kansas City on August 3.

- Made the only start of his Major League career on May 1 vs. Colorado, allowing three runs with two hits, three walks and three strikeouts in 1.0 inning.
- On the injured list from June 29-July 20 with right hip inflammation.

Spent the majority of the **2018** season with Milwaukee, pitching in 49 games.

- Picked up the save on Opening Day at San Diego, striking out the side.
- Opened the season with a 1.13 ERA (16.0IP/2ER) and 17 strikeouts in 13 appearances during March/April.
- Did not allow a run in 12 consecutive outings from May 28-June 26, throwing 12.0 innings and allowing five hits with 12 strikeouts.

Completed his first full big league season in **2017** with the Brewers, setting a career high with 73 appearances.

- Ranked fourth in the National League with 24 holds, while he was tied for sixth in appearances.
- Made an Opening Day roster at the Major League level for the first time in his career.
- Began the season by not allowing an earned run in his first 12 outings, throwing 12.1 innings with four hits allowed and 14 strikeouts.
- Earned his first Major League win on May 17 at San Diego, working a scoreless inning.
- Rated as the No. 22 prospect in the Brewers organization by *Baseball America*.

Saw the first Major League action of his career in **2016**, pitching in 27 games with Milwaukee.

- Began the season with Triple A Colorado Springs, where he did not allow a run in 16 of 17 outings, posting a 2-1 record with one save, a 1.21 ERA (22.1IP/3ER) and 23 strikeouts.
- Made his Major League debut on June 3 at Philadelphia, tossing a perfect inning with two strikeouts...fanned the first batter he faced (Tommy Joseph) for his first big league punchout.
- Sidelined from July 26-September 2 with a right elbow impingement.
- Appeared in 11 games with the Brewers after being reinstated from the injured list and had a 0.93 ERA (9.2IP/1ER) and eight strikeouts...notched his first Major League save on October 1 at Colorado.

Made 39 appearances, including six starts, with Double A Biloxi in **2015**.

- Pitched in seven games during June and had a 0.93 ERA (9.2IP/1ER) and 10 strikeouts.
- Appeared in eight games with Surprise in the Arizona Fall League after the season, and did not allow a run in 11.2 innings, giving up just six hits and striking out 17...was selected to play in the AFL Rising Stars Game.

Spent most of the **2014** season with Double A Huntsville, pitching in 23 games, including 21 starts.

- Began the season with Single A Brevard County, appearing in three games and allowing just one run in 7.1 innings.



## 2022 TIGERS

- On the injured list from May 30-June 12 with a left groin strain.
- Had his best month of the season in August, posting a 0-1 record with a 2.53 ERA (32.0IP/9ER) and 19 strikeouts in six appearances, including five starts.

Appeared in 21 games, including 14 starts, with Single A Brevard County in **2013**.

- Ranked tied for fifth in the Florida State League with nine wins.
- Sidelined from April 24-May 16 with a left oblique muscle strain.
- Gave up just two earned runs over his first six outings (three starts) of the season, posting a 4-0 record with a 0.76 ERA (23.2IP/2ER) and 17 strikeouts.
- Threw a 6.0-inning complete game on July 15 in the second game of a doubleheader at Palm Beach, allowing a run on seven hits with a walk and two strikeouts.

Spent the entire **2012** season with Single A Wisconsin, pitching in 25 games, including seven starts.

- On the injured list from May 12-21 with a right finger laceration.
- Allowed two runs or less in 13 of his first 14 appearances, compiling a 3-2 record with a 2.27 ERA (43.2IP/11ER) and 39 strikeouts.

Began his professional career in **2011**, making 18 relief appearances with Single A Helena.

- Did not allow a run in 10-of-11 outings from June 26-August 13, posting a 1-0 record with a 0.93 ERA (19.1IP/2ER) and 31 strikeouts.

### TRANSACTIONS

- Selected by Milwaukee in the 14th round of the 2011 MLB Draft
- On injured list, May 12-21, 2012 (right finger laceration)
- On injured list, April 24-May 16, 2013 (left oblique muscle strain)
- On injured list, May 30-June 12, 2014 (left groin strain)
- On temporarily inactive list, April 14-24, 2016
- On temporarily inactive list, May 13-17, 2016
- On injured list, July 26-September 2, 2016 (right elbow impingement)
- On injured list, June 29-July 20, 2019 (right hip inflammation)
- Claimed off waivers by Kansas City from Milwaukee on August 3, 2019
- Signed by Los Angeles (AL) as a Minor League free agent on December 23, 2019
- Claimed off waivers by New York (NL) from Los Angeles (AL) on October 30, 2020
- Acquired by Toronto from New York (NL) in exchange for Troy Miller on June 19, 2021
- Signed by the Tigers as a Minor League free agent on December 1, 2021

### JACOB ANDREW BARNES' CAREER RECORD

Year	Club	W-L	ERA	G	GS	CG	SHO	SV	IP	H	TBF	R	ER	HR	HB	BB	SO	WP	BK	AVG
2011	Helena	2-1	2.12	18	0	0	0	2	29.2	25	119	7	3	2	6	43	4	0	0	.227
2012	Wisconsin	4-7	3.84	25	7	0	0	3	93.2	87	399	46	40	10	2	46	83	2	5	.251
2013	Brevard County	9-6	3.08	21	14	1	0	0	105.1	98	442	43	36	6	3	36	66	3	1	.250
2014	Brevard County	0-0	1.23	3	0	0	0	0	7.1	3	24	1	1	1	0	0	8	0	0	.125
	Huntsville	2-6	4.26	23	21	0	0	0	105.2	94	442	57	50	9	10	38	75	6	1	.244
2015	Biloxi	4-5	3.36	39	6	0	0	0	75.0	74	317	32	28	2	2	30	84	7	0	.262
2016	Biloxi#	0-0	0.00	3	0	0	0	0	2.2	2	11	0	0	0	0	0	4	1	0	.182
	Colorado Springs	2-1	1.21	17	0	0	0	1	22.1	14	84	3	3	1	0	7	23	3	0	.184
	Milwaukee	0-1	2.70	27	0	0	0	1	26.2	24	106	9	8	1	0	6	26	2	0	.245
2017	Milwaukee	3-4	4.00	73	0	0	0	2	72.0	57	304	35	32	8	3	33	80	6	0	.215
	Colorado Springs	1-0	1.54	11	0	0	0	2	11.2	5	49	3	2	0	0	8	10	2	0	.128
	Milwaukee	0-1	3.33	49	0	0	0	2	48.2	51	217	24	18	4	0	23	47	4	0	.266
2019	San Antonio	2-0	4.50	14	0	0	0	1	14.0	14	59	7	7	3	0	2	15	1	0	.246
	Omaha	0-0	3.38	3	0	0	0	0	2.2	4	12	1	1	0	0	6	0	0	0	.333
	Milwaukee	1-1	6.86	18	1	0	0	0	19.2	22	95	17	15	3	0	11	22	1	0	.265
	Kansas City	0-4	8.31	15	0	0	0	0	13.0	14	65	13	12	4	0	11	10	2	0	.264
2020	Los Angeles (AL)	0-2	5.50	18	0	0	0	0	18.0	19	78	13	11	1	2	4	24	0	0	.275
2021	Buffalo	1-0	0.63	14	0	0	0	2	14.1	7	53	1	1	0	0	4	10	1	0	.146
	New York (NL)	1-1	6.27	19	0	0	0	2	18.2	19	79	13	13	6	0	5	18	0	0	.260
	Toronto	0-1	6.30	10	0	0	0	0	10.0	12	49	7	7	1	1	6	15	0	0	.286
MINOR LEAGUE TOTALS		27-26	3.27	191	48	1	0	11	484.1	427	2011	201	176	35	19	177	427	30	7	.239
AL TOTALS		0-7	6.59	43	0	0	0	0	41.0	45	192	33	30	6	3	21	49	2	0	.274
NL TOTALS		5-8	4.17	186	1	0	0	7	185.2	173	801	98	86	22	3	78	193	13	0	.243
MAJOR LEAGUE TOTALS		5-15	4.61	229	1	0	0	7	226.2	218	993	131	116	28	6	99	242	15	0	.249

### MAJOR LEAGUE CAREER FIELDING

	G	TC	PO	A	E	DP	PCT
Pitcher	229	53	20	26	7	1	.868

### MAJOR LEAGUE CAREER HIGHS

- Longest Winning Streak in Games with Decision:** 2 - July 15-22, 2017
- Longest Losing Streak in Games with Decision:** 7 - April 28, 2019-August 2, 2020
- Strikeouts:** 5 - September 26, 2020 at Los Angeles (NL)
- Walks:** 3 (twice) - last, May 1, 2019 vs. Colorado
- Innings (starter):** 1.0 - May 1, 2019 vs. Colorado
- Innings (relief):** 2.0 (19 times) - last, June 3, 2021 at San Diego



# 15 TUCKER BARNHART

HT: 5-11 WT: 192 BT: L TH: R BORN: 1/7/1991 IN INDIANAPOLIS, IN

## CATCHER

Opening Day Age: 31

Residence: Zionsville, IN

Major League Service: 7.075

Signed Through: 2022

How Obtained: Acquired by the Tigers from Cincinnati in exchange for Nick Quintana on November 3, 2021

### CAREER HIGHLIGHTS

- Won a Rawlings Gold Glove Award at catcher in both 2017 and 2020...is one of 27 Major League catchers ever to win multiple Rawlings Gold Glove Awards.

### SEASON HIGHLIGHTS

Played in 116 games with the Reds in **2021**, his fifth consecutive 162-game season with 100-or-more games played.

- Ranked third among National League catchers in fielding percentage (.998), fifth in total chances (929) and eighth in innings caught (846.0).
- Recorded the 100th double of his career on May 4 vs. Chicago (AL).
- Was behind the plate for Wade Miley's no-hitter on May 7 at Cleveland...marked the first time in his career he has caught a no-hitter.
- Had his errorless streak snapped at 161 games on August 20 vs. Miami as he was called for catcher's interference...was his first error since July 26, 2019.

Won his second career Rawlings Gold Glove Award in **2020** with Cincinnati...became the 27th catcher in MLB history to win multiple Gold Glove Awards.

- Rated by Sports Info Solutions the best defensive catcher in the Major Leagues in total runs saved (9).
- Put together his best offensive month of the season in September, posting a .595 slugging percentage and .943 OPS.
- Appeared in both games of the Reds Wild Card Series vs. Atlanta, marking his first career postseason appearance.

Set a career high with 11 home runs in **2019**.

- Became the first Reds catcher to have consecutive seasons of 10-or-more home runs since David Ross in 2006 (21) and 2007 (17).
- Received the Joe Nuxhall Good Guy Award from the Cincinnati chapter of the BBWAA for the second time.
- Played in his 500th Major League game on April 30 at New York (NL).
- Sidelined from June 25-July 26 with a right oblique muscle strain.
- Hit a go-ahead, three-run homer in the top of the 10th inning on August 4 at Atlanta...was his first career extra-inning home run.
- Produced his first career multi-homer game on August 6 vs. Los Angeles (AL), hitting solo home runs in the sixth and eighth innings.

Played in a career-high 138 games with Cincinnati in **2018**.

- Also set career bests in hits (114), runs scored (50) and total bases (171).
- Had at least one extra-base hit in six consecutive games from May 7-14...was the longest extra-base hit streak by a Reds batter since Jay Bruce had a seven-game streak from June 20-26, 2014.
- Posted his first career five-hit game and set a single-game career best with 10 total bases on September 28 vs. Pittsburgh.

Earned his first Rawlings Gold Glove Award in **2017**, becoming just the third catcher in Reds history to receive the award, joining Johnny Edwards (1963, 1964) and Johnny Bench (1968-1977).

- Established a new single-season club record for highest fielding percentage by a catcher (.999) and tied Brayan Peña's 2015 club mark for fewest errors in a season by a catcher...led all Major League catchers in fielding percentage, caught stealings (28) and assists (89).
- Had a 2.8 defensive WAR as calculated by Baseball Reference, which led all National League position players and ranked second among all Major League players, behind only Andrelton Simmons (4.2).
- Offensively, set career highs in doubles (24), batting average (.270), on-base percentage (.347) and slugging percentage (.403).



- Hit the longest home run of his career on May 16 at Chicago (NL), a 444-foot blast off John Lackey.

Drove in a career high 51 runs in **2016** with Cincinnati, playing in 115 games.

- Won the Joe Nuxhall Good Guy Award as voted on by the Cincinnati chapter of the BBWAA.
- Hit .355 (33x93) with runners in scoring position, the second highest on the club behind only Joey Votto (.356).
- Recorded the first walk-off hit of his career on April 20 vs. Colorado with a RBI single in the bottom of the ninth inning.
- Swiped his first career stolen base on July 2 at Washington.
- Belted his first big league grand slam on August 16 vs. Miami off José Ureña.
- Posted a career long 12-game hitting streak from July 31-August 16, hitting .357/.426/.595 with four doubles, two home runs and eight RBI.

Spent most of the **2015** season in the big leagues, appearing in 81 games with the Reds.

- Homered in back-to-back games for the first time in his career on April 29 vs. Milwaukee and April 30 at Atlanta.
- Had a four-hit game on June 29 vs. Minnesota, going 4x5 with a double and two RBI.
- Played right field on July 19 vs. Cleveland, his first professional appearance at a defensive position other than catcher and the first outfield appearance of his baseball career.
- Ranked as the No. 19 prospect in the Reds organization by *Baseball America*.

Saw his first Major League action in **2014**, playing in 21 games.

- Spent most of the season with Triple A Louisville, where he threw out 35 percent (26x75) of attempted basestealers, fourth-best in the International League, and picked off five runners.
- Made an Opening Day roster at the Major League level for the first time in his career.
- Made his Major League debut on April 3 vs. St. Louis and threw out Jon Jay trying to steal third base.
- Picked up the first two hits of his big league career on April 5 at New York (NL) with a pair of singles off Dillon Gee.
- Hit his first big league home run on May 1 vs. Milwaukee, a game-tying solo shot off Marco Estrada.
- Went a perfect 4x4 with a triple on June 15 vs. Durham.
- Rated as the 10th-best prospect and as the best defensive catcher in the Reds player development system by *Baseball America*.

Spent the entire **2013** season with Double A Pensacola, earning midseason Southern League All-Star honors.

- Ranked tied for second on the team in doubles and third in RBI.
- Sidelined from July 1-8 with a left hamstring strain.
- Had two hits in five straight games from July 10-20.
- Played for Glendale in the Arizona Fall League after the season and hit .245/.356/.306 with three doubles and two RBI in 16 games.
- Ranked as the No. 23 prospect and the best defensive catcher in the Reds organization by *Baseball America*.

Combined to play 100 games in **2012** between Single A Bakersfield and Double A Pensacola.

- Named a Reds Organization All-Star by MiLB.com.
- Hit safely in 13 straight games from May 28-June 13, batting .378/.451/.533 with two doubles, a triple, a home run and seven RBI.
- Went a perfect 5x5 with three runs scored, a double, a home run and two RBI on June 21 at Rancho Cucamonga.
- Selected Reds Minor League Player of the Month for June, hitting .382/.455/.603 with four doubles, a triple, three home runs and 12 RBI in 19 games.
- Rated as the No. 25 prospect and the best defensive catcher in the Reds organization by *Baseball America*...was also voted as the best defensive catcher in the California League by the league's managers.

Played in 97 games with Single A Dayton in **2011**.

- Won a Minor League Rawlings Gold Glove Award, committing just two errors during the season.
- Hit his first professional home run on May 7 at West Michigan.
- Posted a 13-game hitting streak from May 13-31, hitting .395/.435/.558 with three doubles, two triples and four RBI.

Hit .306 (34x111) in 35 games with Rookie-level Billings in **2010**.

- Went 3x3 with a pair of doubles and drove in four on August 19 at Ogden.
- Hit .372/.471/.488 with five doubles and seven RBI in 15 games during August.

Began his professional career in **2009** with the GCL Reds, appearing in 14 games.





**IN THE COMMUNITY**

- Named the Reds nominee for the Roberto Clemente Award in 2018 and 2020.

**TRANSACTIONS**

- Signed by Cincinnati in the 10th round of the 2009 MLB Draft
- On injured list, July 1-8, 2013 (left hamstring strain)
- On paternity list, August 31-September 3, 2017
- On injured list, June 25-July 26, 2019 (right oblique muscle strain)
- On paternity list, July 25-28, 2020
- Acquired by the Tigers from Cincinnati in exchange for Nick Quintana on November 3, 2021

**TUCKER J. BARNHART'S CAREER RECORD**

Year	Club	AVG	G	AB	R	H	TB	2B	3B	HR	RBI	SH	SF	HB	BB	SO	SB	CS	OBP	SLG	E
2009	GCL Reds	.208	14	48	5	10	12	2	0	0	6	0	1	0	6	9	0	0	.291	.250	0
2010	Billings	.306	35	111	17	34	43	9	0	0	12	0	0	2	18	25	4	1	.412	.387	2
2011	Dayton	.273	97	326	47	89	126	24	2	3	43	3	5	1	37	59	2	1	.344	.387	2
2012	Bakersfield	.278	59	198	26	55	81	12	1	4	22	2	1	1	29	45	0	2	.371	.409	8
	Pensacola	.200	41	130	10	26	38	4	1	2	12	1	0	0	11	22	1	1	.262	.292	4
2013	Pensacola	.260	98	339	30	88	118	19	1	3	44	4	4	3	45	57	1	0	.348	.348	8
2014	Louisville	.246	78	256	18	63	81	9	3	1	29	4	3	1	28	34	0	1	.319	.316	4
	Cincinnati	.185	21	54	3	10	13	0	0	1	1	2	0	0	4	10	0	0	.241	.241	0
2015	Louisville	.313	5	16	0	5	8	3	0	0	2	0	1	0	1	4	0	0	.333	.500	0
	Cincinnati	.252	81	242	23	61	79	9	0	3	18	2	3	2	25	45	0	1	.324	.326	2
2016	Cincinnati	.257	115	377	34	97	143	23	1	7	51	2	3	2	36	72	1	0	.323	.379	7
2017	Cincinnati	.270	121	370	26	100	149	24	2	7	44	5	3	3	42	68	4	0	.347	.403	1
2018	Cincinnati	.248	138	460	50	114	171	21	3	10	46	3	3	2	54	96	0	4	.328	.372	3
2019	Louisville#	.333	1	3	1	1	2	1	0	0	0	0	0	0	0	1	0	0	.333	.667	0
	Cincinnati	.231	114	346	32	73	120	14	0	11	40	1	1	2	44	83	1	0	.328	.380	2
2020	Cincinnati	.204	38	98	10	20	38	3	0	5	13	0	0	0	12	28	0	0	.291	.388	0
2021	Cincinnati	.247	116	348	41	86	128	21	0	7	48	0	3	8	29	100	0	0	.317	.368	2
MINOR LEAGUE TOTALS		.260	428	1427	154	371	509	83	8	13	170	14	15	8	175	256	8	6	.341	.357	28
MAJOR LEAGUE TOTALS		.248	744	2265	219	561	841	115	6	51	261	15	16	19	246	502	6	5	.324	.371	17

**MAJOR LEAGUE CAREER FIELDING**

	G	TC	PO	A	E	DP	PCT
Catcher	669	5582	5186	380	16	27	.997
First Base	18	85	80	4	1	9	.988
Outfield	1	0	0	0	0	0	---

**IN-DEPTH MAJOR LEAGUE CATCHING STATISTICS**

Year	G	SB	CS	CS%	PB	SLAA	FrmRAA
2014	20	4	8	66.7	3	-12.78	-1.53
2015	73	37	15	28.8	4	10.94	1.30
2016	108	68	34	33.3	5	-12.45	-1.34
2017	110	41	32	43.8	4	-107.98	-13.41
2018	118	54	17	23.9	4	-135.28	-16.63
2019	102	41	12	22.6	5	34.41	4.15
2020	36	14	8	36.4	2	20.12	2.56
2021	102	43	17	28.3	3	73.24	9.33
Totals	669	302	143	32.1	30	-129.79	-15.56

**MAJOR LEAGUE CAREER HIGHS**

- Hits:** 5 - September 28, 2018 vs. Pittsburgh
- Home Runs:** 2 - August 6, 2019 vs. Los Angeles (AL)
- RBI:** 5 - September 10, 2017 at New York (NL)
- Stolen Bases:** 1 (six times) - last, August 21, 2019 vs. San Diego
- Hitting Streak:** 12 - July 31-August 16, 2016




83

# BEAU BRIESKE

**NON-ROSTER  
INVITEE**

HT: 6-3   WT: 200   BT: R   TH: R   BORN: 4/5/1998 IN CHANDLER, AZ

**RIGHTHANDED PITCHER**

Opening Day Age: 24

Major League Service: 0.000

How Obtained: Selected by the Tigers in the 27th round of the 2019 MLB Draft

Residence: Chandler, AZ

Signed Through: 2022

**SEASON HIGHLIGHTS**

Earned Tigers Minor League Pitcher of the Year honors in **2021** after combining for a 9-4 record with a 3.12 ERA (106.2IP/37ER) and 116 strikeouts in 21 starts between Single A West Michigan and Double A Erie.

- Named a Tigers Organization All-Star by MiLB.com.
- Ranked third in the Tigers player development system in wins and strikeouts, while he was sixth in innings pitched.
- Selected High A Central Pitcher of the Week twice during the season...received the honor for the week ending May 23 after allowing an unearned run on one hit with nine strikeouts in 6.0 innings at Wisconsin...also won the award for the week ending July 18 after throwing a 7.0 inning shutout with two hits allowed and nine strikeouts on July 15 at Fort Wayne.
- Started four games in July, posting a 2-1 record with a 2.82 ERA (22.1IP/7ER) and 27 strikeouts.
- Was promoted to Erie for the final two months of the season and allowed two runs-or-less in seven of his eight starts.

Worked out remotely during the **2020** season as a result of the COVID-19 pandemic.

Began his professional career in **2019** after being selected in the 27th round of the MLB Draft.

- Did not allow an earned run in six of his seven first appearances from June 25-July 31, compiling a 3-1 record with a 2.57 ERA (14.0IP/4ER) and 22 strikeouts.
- On the injured list from August 25-September 6 with a left quadriceps strain.

**TRANSACTIONS**

- Selected by the Tigers in the 27th round of the 2019 MLB Draft out of Colorado State University-Pueblo (signing scout: Joey Lothrop)
- On injured list, August 25-September 6, 2019 (left quadriceps strain)

**BEAU BRIESKE'S CAREER RECORD**

Year	Club	W-L	ERA	G	GS	CG	SHO	SV	IP	H	TBF	R	ER	HR	HB	BB	SO	WP	BK	AVG
2019	GCL Tigers East	3-1	3.12	10	0	0	0	2	17.1	11	70	7	6	1	1	9	28	2	0	.183
	Lakeland	0-0	3.00	1	0	0	0	0	3.0	2	10	1	1	1	0	1	3	0	0	.222
2020	Did not play																			
2021	West Michigan	6-3	3.45	13	13	1	1	0	62.2	49	252	28	24	5	3	15	76	2	1	.213
	Erie	3-1	2.66	8	8	0	0	0	44.0	36	172	14	13	2	3	8	40	2	0	.225
<b>MINOR LEAGUE TOTALS</b>		<b>12-5</b>	<b>3.12</b>	<b>32</b>	<b>21</b>	<b>1</b>	<b>1</b>	<b>2</b>	<b>127.0</b>	<b>98</b>	<b>504</b>	<b>50</b>	<b>44</b>	<b>9</b>	<b>7</b>	<b>33</b>	<b>147</b>	<b>6</b>	<b>1</b>	<b>.214</b>



# 24 MIGUEL CABRERA

HT: 6-4 WT: 267 BT: R TH: R BORN: 4/18/1983 IN MARACAY, VZ

## DESIGNATED HITTER / FIRST BASEMAN

Opening Day Age: 38

Residence: North Miami Beach, FL

Major League Service: 18.101

Signed Through: 2023

(vesting options for 2024 and 2025)

**How Obtained:** Acquired by the Tigers along with Dontrelle Willis from Florida, in exchange for Burke Badenhop, Eulogio de La Cruz, Cameron Maybin, Andrew Miller, Mike Rabelo and Dallas Trahern on December 5, 2007

### CAREER HIGHLIGHTS

The 2022 season will mark Cabrera's 15th with the Tigers...marks the seventh year of an eight-year contract extension with two vesting options (2024 and 2025), which he agreed to terms on with the club on March 28, 2014.

- Since the 2003 season, he leads all active players (min. 3,000 at-bats) in hits (2,987) and batting average (.310), while he ranks second in games played (2,587), runs scored (1,505), home runs (502) and RBI (1,804) and fifth in on-base percentage (.387) and slugging percentage (.532).
- Became the 28th member of the 500 home run club on August 22, 2021 at Toronto, hitting a solo shot off Steven Matz in the fifth inning...was the first player to reach the 500-homer milestone while wearing the Olde English 'D' and the sixth player born outside the United States to do so.
- Named the American League Most Valuable Player for the second consecutive year in 2013 -- joined Hal Newhouser as the only two players in franchise history to win the award in back-to-back seasons...is one of only eight Tigers players to capture the MVP award, joining Mickey Cochrane (1934), Hank Greenberg (1935, 1940), Charlie Gehringer (1937), Hal Newhouser (1944, 1945), Denny McLain (1968), Willie Hernandez (1984) and Justin Verlander (2011) in accomplishing the feat...Cabrera became the first native of Venezuela to be named the Most Valuable Player.
- Led the American League with a .330 batting average, 44 home runs and 139 RBI during the 2012 season to become the first player to win the Triple Crown since Boston's Carl Yastrzemski did so in 1967...it marked the 14th time since 1900 a player captured the Triple Crown and Cabrera became the 12th player to accomplish the feat during that time...he was the second Tigers player to do so, joining Ty Cobb (1909)...marked the 25th time a Tigers player has led the league in batting average, the 11th time a Tigers player has led the league in home runs and the 20th time a Tigers player has led the league in RBI.
- Has led the American League in batting average (2011, 2012, 2013, 2015), home runs (2008, 2012) and RBI (2010, 2012) during his Tigers career -- joined Ty Cobb to become only the second player in Tigers history to lead the American League in all three categories.
- Won the American League batting title in 2015 with a .338 batting average, marking his fourth batting crown in a five-year span -- became the ninth player in MLB history to win four batting titles in a five-year stretch, joining Wade Boggs, Rod Carew, Ty Cobb, Tony Gwynn, Rogers Hornsby, Nap Lajoie, Stan Musial and Honus Wagner...also became the third player in Tigers history to win four batting titles, joining Cobb and Harry Heilmann.
- Captured the American League batting title in 2011, 2012 and 2013 to become the first Tigers player to lead the league in hitting in three consecutive seasons since Ty Cobb did so in three straight seasons from 1917-19.
- Led the American League with a .344 batting average for the Tigers in 2011 -- first Tigers player to lead the league in batting average since Magglio Ordoñez did so with a .363 batting average in 2007...became the 10th different player in franchise history to lead the league in batting average...marked the 24th time overall a Tigers player has led the league in batting average.
- Led the American League with 126 RBI for the Tigers in 2010 -- first Tigers player to lead the league in RBI since Cecil Fielder did so with 124 RBI in 1992...became the eighth different player in franchise history to lead the league in RBI...marked the 19th time overall a Tigers player has led the league in RBI.
- Led the American League with 37 home runs for the Tigers in 2008 -- first Tigers player to lead the league in home runs since Cecil Fielder tied for the lead with 44 home runs in 1991...became the seventh different player in franchise history to lead the league in home runs...marked the 10th time overall a Tigers player has led the league in home runs.
- Four-time National League All-Star selection with the Florida Marlins (2004-07)...seven-time American League All-Star selection with the Tigers (2010-16).
- Won two National League Silver Slugger Awards with the Marlins (2005-06)...has won five American League Silver Slugger Awards with the Tigers (2010, 2012-13, 2015-16).



- Earned American League Player of the Month honors in July, 2008, August, 2012, May, 2013, August, 2013, September, 2014 and September, 2016...he is the only player in franchise history to ever win the award more than twice.
- Selected American League Player of the Week 11 times during his career, while he has earned National League Player of the Week honors four times.
- Is the Tigers all-time postseason franchise leader with 39 hits, nine home runs and 26 RBI.
- Holds the Major League record with a 31-game postseason on-base streak (September 30, 2011-October 13, 2013).
- Tabbed the National League Rookie of the Month with the Marlins in both July and September of 2003.
- Collected 100-or-more RBI in 11 consecutive seasons (2004-14) -- became the fifth player in Major League history to post 11-or-more consecutive seasons with 100-or-more RBI.
- Has recorded 100-or-more RBI in a season 12 times in his career, which is tied with Manny Ramirez, Barry Bonds and Al Simmons for the sixth-most in MLB history...has eight 100-RBI seasons as a Tiger, which are tied with Harry Heilmann for the most in club history.
- Belted 25-or-more home runs and recorded 100-or-more RBI in 11 straight seasons (2004-14) -- is one of just four players in Major League history to accomplish the feat, joining Alex Rodriguez (13 straight seasons), Jimmie Foxx (12 straight seasons) and Lou Gehrig (12 straight seasons).
- Has hit 364 home runs as a Tiger, which are the third most in franchise history, trailing only Al Kaline (399) and Norm Cash (373).
- Has hit 30-or-more homers in a season 10 times in his career and seven times with the Tigers...his seven seasons with 30-or-more homers are the most in Tigers history.
- Is the all-time leader among Venezuelan-born players in hits (2,987), doubles (597), home runs (502), RBI (1,804), batting average (.310), slugging percentage (.532) and total bases (5,124).
- Played for Venezuela during the World Baseball Classic in 2006, 2009, 2013 and 2017.
- Selected to participate in the Futures Game held prior to the 2001 and 2002 All-Star Games at Safeco Field in Seattle and Miller Park in Milwaukee, respectively.

#### SEASON HIGHLIGHTS

Continued his climb up the MLB and Tigers all-time leaderboards in **2021**, most notably finishing the season with 502 home runs, which ranks 28th in MLB history, while he now has 2,987 hits, which is 33rd on the all-time hits list.

- Belted a two-run home run in the first inning on Opening Day vs. Cleveland...was the first home run hit during the 2021 season and marked his third career Opening Day homer and his first since 2008... according to the Elias Sports Bureau, he became the fifth player in Major League history with a span of 13-or-more years between Opening Day home runs, joining Hank Aaron (18 years, 1956-1974), Eric Davis (13, 1987-2000), Robin Yount (16, 1975-1991) and Ted Williams (14, 1946-1960)...the homer was also his 350th in a Tigers uniform, joining Al Kaline as the only Detroit players to have 350-or-more homers and 2000-or-more hits.
- Sidelined from April 11-25 with a left biceps strain
- Became the all-time hits leader among Venezuelan-born players on May 12 vs. Kansas City, passing Omar Vizquel.
- Launched a pair of home runs, including his sixth career grand slam, on May 21 at Kansas City...marked his 42nd career multi-homer game and his 33rd in a Tigers uniform, breaking a tie with Hank Greenberg for the most in franchise history...also had a multi-homer game on July 29 vs. Baltimore.
- Hit his 400th double as a Tiger on June 1 at Milwaukee...became the eighth player in franchise history to reach that mark.
- Played in his 2,500th Major League game on June 8 vs. Seattle...joined Albert Pujols as the second active player to reach the milestone and became the 59th player in MLB history to appear in 2,500 career games.
- Surpassed 5,000 total bases on June 15 at Kansas City with his double in the sixth inning...became the 22nd player in MLB history to reach that milestone.
- Had a go-ahead, pinch-hit single in the seventh inning on July 7 at Texas...marked just the seventh time in his career that Cabrera has got a knock in a pinch-hit situation and the first time since the second game of the doubleheader on April 20, 2018 vs. Kansas City.
- Hit a walk-off single in the second game of the doubleheader on July 17 vs. Minnesota...marked his 13th career walk-off hit (last, June 15, 2017 vs. Tampa Bay).
- Became the 28th member of the 500 home run club on August 22 at Toronto, hitting a solo shot off Steven Matz in the fifth inning...was the first to reach the 500-homer milestone while wearing the Olde English 'D' and the sixth player born outside the United States to do so.
- Scored the 1,500th run of his career on August 25 at St. Louis, becoming the second active player (other, Albert Pujols) and 73rd player in MLB history to reach that milestone.
- Had three hits on September 7 at Pittsburgh, becoming the all-time hits leader in interleague play, passing Ichiro Suzuki (367).
- Went a perfect 4x4 with a double and three RBI on September 8 at Pittsburgh...marked his 48th career game with four-or-more hits, while it was his 26th game with at least four hits and three-or-more RBI, which is tied with Al Simmons for second most in AL/NL history, trailing only Lou Gehrig, who had 30 such games.

- Recorded a hit in nine straight plate appearances from the third inning on September 7 to the fourth inning on September 10...the streak was the longest of Cabrera's career and the longest by a Tiger in the Expansion Era (since 1961)...according to the Elias Sports Bureau, he became the first player age 38+ to have hits in nine straight at-bats since Detroit's Ty Cobb had a hit in nine straight at-bats from May 4-6, 1925.
- Drove in the 1,800th run of his career on September 20 vs. Chicago (AL)...became the 20th player since 1920 (when RBI became an official stat) to reach the 1,800 RBI milestone.

Appeared in all but one of Detroit's 58 games in **2020**, passing multiple notable milestones on the franchise and MLB all-time leaderboards.

- Slashed .250/.329/.417 on the year, with 28 runs scored, four doubles, 10 home runs and 35 RBI...had a pair of hot stretches, including one from August 16-September 6 over which he batted .329/.388/.395 with a 13-game hitting streak, and another from September 20-26 to close the season, when he was 10x27 with four homers and 12 RBI over six games.
- Had a pair of multi-homer games on the season, going deep twice on July 30 vs. Kansas City and September 23 at Minnesota...now has 41 multi-homer games in his career and 32 with the Tigers, which is tied with Hank Greenberg for the most in franchise history.
- Recorded his 2,000th career hit as a Tiger on September 1 vs. Minnesota, becoming the eighth player in franchise history to notch 2,000 hits wearing the Olde English 'D'...is just the second active player to do so with a franchise, joining Albert Pujols, who had 2,073 hits with the Cardinals...according to the Elias Sports Bureau, Cabrera became the first player to reach 2,000 hits with a team other than the team he made his Major League debut with since David Ortiz, who had 2,079 hits with the Red Sox.
- Went 2x2 with a solo home run, double, and three walks on September 15 vs. Kansas City...reached base five times on the night, the 17th time he has reached base five-or-more times while wearing the Olde English 'D' (last, May 16, 2017 vs. Baltimore)...his three free passes that night marked his fourth multi-walk game of the season, and his first three-walk game since August 5, 2017 at Baltimore
- Named the Tigers nominee for the Roberto Clemente Award for his work in the Detroit community...focus this season was helping children and families cope with the difficulties and dangers of Coronavirus...prior to the resumption of play, made a \$250,000 donation to the Detroit Tigers Foundation, which was distributed to multiple community organizations aligned with that goal.

Completed his 12th season with the Tigers in **2019**, appearing in 136 games.

- Named the Tigers nominee for the Hank Aaron Award.
- Ranked second in the American League and third in the Majors with a .369 (41x111) batting average with runners in scoring position, which was his highest such figure since hitting .397 (62x156) with runners in scoring position in 2013.
- Passed multiple noteworthy players on the RBI leaderboard this year, including Ernie Banks (1,636), Tony Perez (1,652), Sammy Sosa (1,667) and Gary Sheffield (1,676).
- Posted a 10-game hitting streak from April 13-24, batting .300/.356/.375 with three doubles and four RBI...was his longest streak since September 22-October 2, 2016, when he also had a 10-game streak.
- Had a season-high four hits on April 26 at Chicago (AL), marking his 47th career game with four-or-more hits, which is tied with Roberto Clemente, Kirby Puckett and Bill Terry for 20th in Major League history.
- Named the Tigers Player of the Month for March/April after hitting .282/.359/.359 with 10 runs scored, five doubles, one home run and 11 RBI.
- Recorded his 1,000th career hit at Comerica Park on August 6 vs. Chicago (AL), becoming the first player to reach that milestone...hit .315 (76x241) at home during the season, which ranked fourth in the American League.
- Hit the 575th double of his Major League career on August 24 at Minnesota, passing Bobby Abreu for the most doubles in big league history by a Venezuelan-born player.

Limited to 38 games with the Tigers in **2018** due to injuries.

- Posted his 46th career game with four-or-more hits in the first game of the doubleheader on April 25 at Pittsburgh.
- Named Tigers Player of the Month for March/April after hitting .326/.413/.528 with 13 runs scored, nine doubles, three home runs and 21 RBI in 25 games...ranked tied for fifth in the American League in doubles, while he was tied for eighth in RBI and ninth in on-base percentage.
- Sidelined from May 4-June 1 with a right hamstring strain.
- Sidelined from June 13-October 29 with a ruptured left biceps tendon.

Played in 130 games with the Tigers in **2017**.

- Finished the season ranked tied for 10th in the American League with six intentional walks.
- Named the Tigers nominee for the 2017 Roberto Clemente Award.
- Recorded at least one RBI in six straight games from April 13-19, tied for the third-longest streak of his career and longest since a streak of six straight games from June 12-17, 2015.
- Sidelined from April 22-May 2 with a right groin strain.
- Hit a two-run double in the second inning on June 2 vs. Chicago (AL) for his 1,000th career extra-base hit...became the 40th player in MLB history to reach the milestone.



- Belted his seventh career walk-off home run on June 15 vs. Tampa Bay (last, August 17, 2013 vs. Kansas City).
- Drew a walk-off walk in the 11th inning on July 16 vs. Toronto...marked the 13th time that he's driven in a walk-off run, but was his first career walk-off walk.
- Recorded the 2,600th hit of his Major League career on July 25 vs. Kansas City...became the 81st player in MLB history to reach 2,600 career hits.
- Played in six games with Team Venezuela in the World Baseball Classic and hit .190/.320/.333 with two runs scored, one home run and three RBI.

Selected to the American League All-Star Team in **2016** through player balloting -- marked his 11th career All-Star selection and his seventh as a member of the Tigers...his seven All-Star selections are tied with Jim Bunning for the fourth most in franchise history and he became the first Tigers position player to go to seven straight All-Star Games since Bill Freehan, who went to 10 straight All-Star Games from 1964-73.

- Tied for the American League lead with 15 intentional walks, while he was second with a .563 slugging percentage, fourth with a .316 batting average, fifth with a .393 on-base percentage, sixth with 335 total bases, tied for sixth with 188 hits and 108 RBI and tied for eighth with 38 home runs.
- Won his seventh Silver Slugger Award and his fifth in the American League.
- Named the Tigers nominee for the Hank Aaron Award and the Roberto Clemente Award.
- Finished the season with 38 home runs, marking his 10th season with 30-or-more homers (last, 2013) and his seventh season with at least 30 homers as a Tiger.
- Had a career-high six multi-homer games during the season, hitting two homers on April 25 vs. Oakland, May 20 vs. Tampa Bay, May 23 vs. Philadelphia, July 31 vs. Houston, September 5 at Chicago (AL) and September 30 at Atlanta.
- Hit the 500th double of his Major League career on May 23 vs. Philadelphia -- became the 62nd player in MLB history to reach the 500 double mark.
- Played in the 2,000th game of his Major League career on June 12 at New York (AL), becoming the sixth Venezuelan-born player to appear in 2,000 Major League games.
- Drove in the 1,500th run of his career on July 22 at Chicago (AL) -- according to the Elias Sports Bureau, Cabrera, at 33 years old, became the fifth-youngest player at the time of his 1,500th RBI, trailing Jimmie Foxx, who was 30, and Lou Gehrig, Alex Rodriguez and Mel Ott, who were each 32.
- Hit a go-ahead solo homer with two outs in the ninth inning on July 27 at Boston -- marked his 14th career go-ahead homer in the ninth inning-or-later (last, May 13, 2014 at Baltimore).
- Recorded his 1,000th RBI in a Tigers uniform on August 18 vs. Boston with a RBI single in the eighth inning -- became the 11th player in franchise history to record 1,000 RBI...according to the Elias Sports Bureau, Cabrera, who had 523 RBI with the Marlins, became the seventh player in MLB history to drive in 500 runs for one team and 1,000 for another, joining Jimmie Foxx (Athletics/Red Sox), Frank Robinson (Reds/Orioles), Barry Bonds (Giants/Pirates), Ken Griffey Jr. (Mariners/Reds), Rafael Palmeiro (Rangers/Orioles) and Alex Rodriguez (Yankees/Mariners).
- Drove in the 1,003rd run of his Tigers career on August 29 vs. Chicago (AL), tying Alan Trammell for 10th place in franchise history.
- Hit his 300th home run as a member of the Tigers in the first inning on September 5 at Chicago (AL) -- became the fourth player in club history to hit 300 home runs, joining Al Kaline (399), Norm Cash (373) and Hank Greenberg (306).
- Drew the 1,000th walk of his Major League career on September 10 vs. Baltimore.
- Recorded the 2,500th hit of his Major League career on September 18 at Cleveland with a single in the third inning -- Cabrera, at 33 years, 153 days old, became the fourth-youngest player since 1900 to reach 2,500 hits, trailing only Ty Cobb (31 years, 242 days), Rogers Hornsby (33 years, 10 days) and Hank Aaron (33 years, 127 days).
- Hit his 307th and 308th home run as a Tiger on September 30 at Atlanta, passing Hank Greenberg (306) for third place in club history.
- Selected the American League Player of the Month for September/October after batting .349/.439/.670 with 20 runs scored, four doubles, 10 home runs and 27 RBI -- ranked third in the AL in on-base percentage and slugging percentage during the month, while he was tied for third in hits (37) and RBI, tied for fourth in home runs, sixth in batting average and tied for sixth in runs scored...marked his sixth career player of the month award.

Elected the starting first baseman for the American League in the All-Star Game in **2015** -- marked his 10th All-Star Game (sixth in the American League), and third fan-elected start...became the fourth Tiger to earn three fan selections overall, joining Lou Whitaker (1984-86), Lance Parrish (1984-86) and Ivan Rodriguez (2004, 2006-07).

- Led the American League with a .338 batting average and a .440 on-base percentage, while he was tied for sixth with 77 walks and ninth with a .534 slugging percentage.
- Won his sixth Silver Slugger Award, which was his fourth in the American League.
- Named one of seven finalists for the Marvin Miller Man of the Year Award.
- Selected as the Tigers nominee for the Hank Aaron Award and the Roberto Clemente Award.
- Winner of the Luis Aparicio Award, awarded to Venezuela's top Major League player -- marked his fifth time winning the award.

- Named the best hitter in the American League by *Baseball America*.
- Recorded back-to-back four-hit games on April 11 and 12 at Cleveland -- marked the first time in his career he has had four hits in consecutive games and became the first Tigers player to have back-to-back four-hit games since Curtis Granderson on June 26-27, 2008.
- Drew a career-high four walks, including three intentional passes, on April 25 vs. Cleveland -- became the first Tigers player to walk four times in a game since Matt Tuiasosopo on May 19, 2013 at Texas.
- Became the first Venezuelan-born player and the 53rd player in MLB history to hit 400 career home runs with his solo homer on May 16 at St. Louis -- at 32 years, 28 days, became the third-youngest active player to reach the 400 home run milestone and the eighth-youngest player all-time to reach 400 career home runs.
- Reached the 1,400 RBI mark on May 21 vs. Houston -- became the 76th player in Major League history to drive in 1,400 runs and the fifth-youngest player in MLB history to reach the milestone.
- Had a season-best, 13-game hitting streak from May 13-26, batting .400/.483/.800 with 10 runs scored, three doubles, one triple, five home runs and 11 RBI.
- Reached base safely in 27 straight games from May 10-June 9 and hit .327/.436/.582 with 16 runs scored, five doubles, one triple, six home runs and 18 RBI.
- Had 24 hits, five home runs and 16 RBI in first 10 games vs. the Indians -- according to the Elias Sports Bureau, no Major League player has reached those levels in all three categories over 10 games against an opponent in any season since 1958, when Willie Mays had a 10-game stretch against the Dodgers (24 hits, seven homers and 18 RBI from April 18-August 10).
- Recorded the 900th extra-base hit of his career on June 26 vs. Chicago (AL) -- became just the fifth player in Major League history to record at least 2,200 hits, 400 home runs, 1,400 RBI and 900 extra-base hits by his age-32 season, joining Hank Aaron, Jimmie Foxx, Albert Pujols and Alex Rodriguez.
- Sideline July 4-August 13 with a left calf strain -- marked his first career trip to the injured list.
- Drove in three runs on August 16 at Houston to reach 1,426 RBI in his career, passing Andres Galarraga for the most RBI by a Venezuelan-born player in MLB history.
- Recorded multiple hits in seven straight games from August 19-25, tying a career high (also, August 6-13, 2006).
- Led the American League with a .357 (80x224) batting average in home games...hit a league-leading .317 (65x205) on the road.
- Posted a .313 (25x80) batting average vs. lefthanded pitchers...hit an American League-best .344 (120x349) with righthanders on the mound.
- Led the American League with a .365 (35x96) batting average with runners in scoring position.

Selected as the starting first baseman for the American League All-Star squad in **2014** as he led the league with 52 doubles and 11 sacrifice flies.

- Tied for first in the American League with 19 game-winning RBI, while he was second with 78 extra-base hits and 109 RBI, third with 191 hits, tied for third with 101 runs scored, fourth with 320 total bases, tied for fifth with 55 multi-hit games, sixth with a .336 (49x146) batting average with runners in scoring position, seventh with a .313 (191x611) batting average and a .524 slugging percentage and 10th with a .371 on-base percentage.
- Tabbed the best hitter for average in the American League by *Baseball America*.
- Established a career high with 52 doubles on the season, which are the sixth-most in franchise history.
- Became just the third player in franchise history to connect for 25-or-more home runs, 50-or-more doubles and 100-or-more RBI in a single season, joining Hank Greenberg and Magglio Ordoñez in accomplishing the feat.
- Scored more than 100 runs and drove in more than 100 RBI for the fifth straight season -- according to the Elias Sports Bureau, his streak is tied with Charlie Gehringer (1932-36) for the longest such streak in franchise history.
- Connected for the 2,000th hit of his Major League career with a two-run home run off Ryan Webb in the eighth inning on April 4 vs. Baltimore...he became the 15th active player with 2,000-or-more hits and just the sixth player all-time from Venezuela to reach 2,000 hits...he became the ninth player in Major League history to reach 2,000 hits before their 31st birthday, and the second Tiger to accomplish the feat, joining Ty Cobb who reached 2,000 hits at age 29 years, six months and two days...at 30 years, 11 months and 17 days, he became the seventh-youngest player in Major League history to reach 2,000 hits.
- Became the fifth player in franchise history to hit 250-or-more home runs with a solo home run in the ninth inning on September 15 against Casey Fien and the Twins.
- Selected the American League Player of the Month and the Tigers Player of the Month for September after batting .379/.409/.709 with 19 runs scored, 10 doubles, eight home runs and 18 RBI in 26 games.
- Underwent successful right ankle surgery to remove bone spurs and to repair a stress fracture to his navicular bone on October 22, 2014...the procedure was performed by Dr. Robert Anderson in Charlotte, NC.

Named the American League MVP and won his third consecutive batting title in **2013**.

- Elected the starting third baseman for the American League All-Star Team...marked his fourth All-Star Game appearance as a member of the Tigers.
- Won his fifth Silver Slugger Award and named the American League winner of the Hank Aaron Award, given to the most outstanding offensive performer in each league.



- Named Player of the Year and American League Player of the Year in voting conducted by his peers for the Players Choice Awards.
- Tabbed the best hitter for average and as having the best strike zone discipline in the American League by *Baseball America*.
- Named Tiger of the Year by Detroit's chapter of the BBWAA for the second consecutive season.
- Led the American League with a .348 (193x555) batting average, a .442 on-base percentage and a .636 slugging percentage, while he was tied for first with 37 go-ahead RBI, second with 44 home runs, 137 RBI and 353 total bases, tied for second with 103 runs scored and 193 hits, third with 90 walks, and ninth with 52 multi-hit games.
- Collected 137 RBI during the season, marking the sixth consecutive season he has posted 100-or-more RBI for the Tigers -- became just the second player in Tigers history to drive in 100-or-more RBI in six straight seasons, joining Harry Heilmann, who drove in 100-or-more runs in seven consecutive seasons (1932-1936).
- Matched a career high with 44 home runs on the season.
- Became just the third player in franchise history to connect for 30-or-more home runs and 120-or-more RBI in consecutive seasons, joining Hank Greenberg and Cecil Fielder.
- Collected at least one RBI in each of the team's first five games of the season, marking the longest streak by a Tigers player to start the season since Bobby Higginson did so in the first five games of 2004.
- Drove in 28 runs during the month of April, marking the most for any Tigers player since at least 1921.
- Knocked the 1,000th hit of his Tigers career on May 2 at Houston, becoming the 30th player in franchise history to accomplish the feat.
- Matched career highs with six RBI on May 4 at Houston and three home runs on May 19 vs. Texas.
- Collected the 400th double of his career in the first inning on May 30 vs. Pittsburgh.
- Selected the Tigers Player of the Month and the American League Player of the Month for May after batting .379/.455/.767 with 23 runs scored, nine doubles, 12 home runs and 33 RBI in 28 games during the month -- ranked first in the American League in home runs, RBI and batting average, while he was tied for first in hits (44) and on-base percentage.
- Clubbed the 200th home run of his Tigers career on June 1 vs. Baltimore, becoming just the 10th player in franchise history to record 200 home runs.
- Had a 44-game, on-base streak from May 14-June 30, marking the second-longest streak in the Majors that season (Cuddyer, 46-game streak).
- Connected for 30 home runs prior to the All-Star break -- marked the most home runs by a Tigers player prior to the All-Star break in franchise history.
- Named the American League Player of the Month for August -- hit .356/.430/.733 with five doubles, 11 home runs and 31 RBI in 27 games during the month...ranked tied for first in the American League in home runs and RBI, fourth in batting average and tied for 10th in hits (36)...marked the fourth time he earned American League Player of the Month honors with Detroit.
- Underwent core muscle repair surgery on October 29...the surgery was performed by Dr. Bill Meyers in Philadelphia.

Led the American League with a .330 (205x622) batting average, 44 home runs and 139 RBI for the Tigers during the **2012** season to become the first player to win the Triple Crown since Boston's Carl Yastrzemski did so in 1967...it marked the 14th time since 1900 a player captured the Triple Crown and Cabrera is the 12th player to accomplish the feat during that time...he is the second Tigers player to do so, joining Ty Cobb (1909).

- Selected the American League Most Valuable Player -- became the eighth player in Tigers history to earn the honor...joined Mickey Cochrane (1934), Hank Greenberg (1935, 1940), Charlie Gehringer (1937), Hal Newhouser (1944, 1945), Denny McLain (1968), Willie Hernandez (1984) and Justin Verlander (2011) in accomplishing the feat...Cabrera became the first native of Venezuela to be named the Most Valuable Player.
- Topped the American League with 377 total bases, 84 extra-base hits and a .606 slugging percentage, while he finished second with 109 runs scored and 205 hits, fourth with a .393 on-base percentage and seventh with 40 doubles.
- Selected to the American League All-Star squad for the third time during his Tigers career.
- Earned his fourth Silver Slugger Award, his second as a third baseman.
- Won the American League Hank Aaron Award, recognizing the most outstanding offensive performer in each league.
- Selected the Major League Baseball Player of the Year and the American League Outstanding Player as part of the Players Choice Award balloting.
- Tabbed the Tiger of the Year by Detroit's chapter of the BBWAA for the third time in his Tigers career.
- Won the Walter "Buck" Leonard Award and Josh Gibson Award from the Negro League Baseball Museum as the American League's batting champion and home run leader, respectively.
- Selected as the Luis Aparicio Award winner as Venezuela's top Major League player.
- Captured the American League batting title by hitting .330, marking the second straight season he won the title -- became the first Tigers player to lead the league in hitting in consecutive seasons since Ty Cobb did so in three straight seasons (1917-19).
- Belted 44 home runs during the season, becoming the first Tigers player to connect for 40-or-more home runs in a season since Cecil Fielder belted 44 home runs in 1991...marked the 10th time in club history a Tigers player has hit 40-or-more home runs in a season and Cabrera became the sixth player in franchise



history to do so...additionally, he became the first player in Tigers history to belt 30-or-more home runs in five straight seasons.

- Collected 139 RBI during the season, marking the fifth straight season he has posted 100-or-more RBI for the Tigers.
- Finished with 40 doubles and 44 home runs during the season, joining Hank Greenberg as the only two players in Tigers history to collect 40-or-more doubles and 40-or-more home runs during the same season...Greenberg accomplished the feat for Detroit in both 1937 and 1940.
- Collected 205 hits during the season, marking the first time he has finished with 200-or-more hits during a season -- he became the 21st player in Tigers history to collect 200-or-more hits during a season.
- Recorded 377 total bases during the season, marking the fifth straight season he has posted 300-or-more total bases for the Tigers -- he became the first player in club history to post 300-or-more total bases in five consecutive seasons.
- Collected 40 doubles during the season, marking the third straight season he has posted 40-or-more doubles for the Tigers -- longest such streak by a Tigers player since Charlie Gehringer did so in three straight seasons (1932-34).
- Collected the 1,000th RBI of his career on April 27 at New York (AL) -- according to the Elias Sports Bureau, he became the sixth-youngest player in Major League history to reach 1,000 RBI, trailing Mel Ott (27), Jimmie Foxx (27), Alex Rodriguez (28), Ken Griffey, Jr. (28) and Lou Gehrig (28).
- Belted the 300th home run of his Major League career on July 22 vs. Chicago (AL), a solo shot off Philip Humber -- according to STATS LLC, he became the 14th player in Major League history to hit his 300th home run prior to turning 30 years old...he became the second player born in Venezuela to collect 300 home runs during his career, joining Andres Galarraga.
- Tabbed the American League Player of the Month for August -- hit .357/.429/.663 with six doubles, eight home runs and 24 RBI in 26 games during the month...ranked second in the American League in home runs, while he was tied for second in RBI, fifth in batting average and tied for seventh in hits (35).
- Batted .332/.403/.692 with 28 home runs in 80 games at home -- established a Comerica Park record with 28 home runs and it marked the most home runs hit at home by a Tigers player since Hank Greenberg connected for 29 home runs at home during the 1946 season.
- Established a club record for an American League Division Series game with two doubles on October 7 in Game Two vs. Oakland -- matched a franchise record for an ALDS game with three hits and two extra-base hits during that game.

Selected to the American League All-Star squad for the second time with the Tigers as he led the league with a .344 (197x572) batting average during the **2011** season -- became the 10th Tigers player to lead the American League in hitting, the first since Magglio Ordoñez did so with a .363 batting average during the 2007 season.

- Led the American League with 48 doubles and a .448 on-base percentage, while he finished second with 108 walks, 22 intentional walks and a .586 slugging percentage, third with 335 total bases and 78 extra-base hits, fourth with 111 runs scored, fifth with 197 hits, tied for sixth with 105 RBI and tied for 10th with 30 home runs.
- Collected a career-high 108 walks, marking the first time in his career he has walked more than 100 times -- first Tigers player to draw 100-or-more walks during a single season since Tony Phillips and Mickey Tettleton both did so in 1993.
- Finished the season with 111 runs scored, 105 RBI and 108 walks to become just the fifth player in Tigers history to reach a total of 100-or-more in all three categories during a single season -- joined Hank Greenberg (1937, 1938), Charlie Gehringer (1938), Rocky Colavito (1961) and Norm Cash (1961) in accomplishing the feat.
- Finished with 30 home runs and 105 RBI, marking the fourth consecutive season he has posted both 30-or-more home runs and 100-or-more RBI for the Tigers.
- Recorded 48 doubles during the season, marking the second straight season he has posted 40-or-more doubles for the Tigers -- became the first Tigers player with back-to-back seasons of 40-or-more doubles since Hank Greenberg did so for the club in 1939 and 1940.
- Finished with 335 total bases for the Tigers, marking the fourth straight season he surpassed 300 total bases for the club -- became just the second player in franchise history to surpass 300 total bases in at least four straight seasons...Hank Greenberg is the other Tigers player to do so, accomplishing the feat in four straight seasons (1937-40).
- His .448 on-base percentage marked the highest on-base percentage by a Tigers player since Norm Cash finished the 1961 season with a .487 on-base percentage -- his on-base percentage was the highest by a Tigers righthanded hitter since Harry Heilmann posted a .475 on-base percentage in 1927.
- Ranked second among all American League first basemen with 1,379 total chances, 1,263 putouts and 103 assists.
- Won the Walter "Buck" Leonard Award from the Negro League Baseball Museum as the American League's batting champion.
- Selected as the Luis Aparicio Award winner as Venezuela's top Major League player.
- Tabbed the second-best hitter and rated as possessing the second-best strike-zone judgement in the American League by *Baseball America*, while he and Texas' Josh Hamilton were tied for having the second-best power in the league according to the publication.



## 2022 TIGERS

- Collected the 300th double of his career on April 11 vs. Texas -- according to STATS LLC, he became the first Major League player since at least 1946 to reach 300 doubles prior to turning 28 years old.
- Collected the 1,500th hit of his Major League career on July 15 vs. Chicago (AL), a single in the fifth inning off Gavin Floyd.
- Recorded a season-high, 17-game hitting streak from August 2-20, batting .380/.423/.521 with seven doubles, a home run and 13 RBI.
- Batted .390/.454/.552 with 11 doubles, two home runs and 16 RBI in 27 games during August -- finished the month tied for the lead in the American League in hits (41), while he tied for second in doubles, third in batting average and fifth in on-base percentage.
- Drove in a run in a season-high seven straight games September 1-7, totaling 11 RBI.
- Finished with three hits, including a home run, and three RBI in Game Two of the American League Division Series on October 2 at Yankee Stadium -- became the fifth player in Tigers history to collect at least three hits, a home run and three RBI during a postseason game...joined Hank Greenberg (Game Five of 1940 World Series), Al Kaline (Game Six of 1968 World Series), Alan Trammell (Game One of 1984 American League Championship Series and Game Four of 1984 World Series) and Kirk Gibson (Game Five of 1984 World Series) in accomplishing the feat.
- Belted two home runs in Game Six of the American League Championship Series on October 15 at Texas to match the Tigers single-game postseason record for home runs -- marked the fifth time in franchise history a Tigers player has hit two home runs during a postseason game...he joined Alan Trammell (Game Four of 1984 World Series), Kirk Gibson (Game Five of 1984 World Series), Magglio Ordoñez (Game Four of 2006 American League Championship Series) and Delmon Young (Game Five of 2011 American League Championship Series) in accomplishing the feat.
- Finished with seven RBI during the ALCS, marking the most RBI collected by a Tigers player in an ALCS.

Selected to the American League All-Star squad in his third season with the Tigers in **2010** as he led the league with 126 RBI -- the first Tigers player to lead the league in RBI since Cecil Fielder did so with 124 RBI in 1992...tabbed the Tiger of the Year by Detroit's chapter of the BBWAA for the second time.

- Led the American League with a .420 on-base percentage and 32 intentional walks, while he finished second with a .328 (180x548) batting average, .622 slugging percentage, 341 total bases, 84 extra-base hits and an RBI once every 4.3 at-bats, tied for second with 111 runs scored, third with 38 home runs and a home run every 14.4 at-bats, tied for fourth with 45 doubles, fifth with 89 walks and 10th with 180 hits.
- Earned his third Silver Slugger Award, his first as a first baseman.
- Joined Hank Greenberg as the only two players in Tigers history to finish with at least 45 doubles, 35 home runs and 120 RBI during a single season -- Greenberg accomplished the feat in 1935, 1937 and 1940.
- Tabbed the best hitter for average in the American League by *Baseball America*, while he and Texas' Josh Hamilton were both rated as possessing the best power in the league by the publication.
- Established a career high as he matched a Tigers record with three home runs on May 28 vs. Oakland -- marked the 21st time in franchise history a Tigers player has connected for three home runs in a game and the first time since Dmitri Young did so on April 4, 2005 vs. Kansas City.
- Compiled a career-best 20-game hitting streak from June 19-July 16 -- batted .397/.465/.658 with eight doubles, a triple, three home runs and 19 RBI.
- Ranked tied for sixth in the American League with seven home runs during August.
- Sidelined for the remainder of the season after suffering a right high ankle sprain on September 27 at Cleveland.

Tied for third in the American League in **2009** with a .324 batting average in his second season with the Tigers.

- Ranked third in the AL with 334 total bases, while he finished fourth with 198 hits, tied for fifth with 57 multi-hit games, sixth with a .396 on-base percentage and .547 slugging percentage, tied for sixth with 34 home runs and tied for eighth with 103 RBI.
- Tabbed the third-best hitter in the American League by *Baseball America*.
- Collected 11 hits, three home runs and 10 RBI in his first five games of the season from April 6-10 -- according to the Elias Sports Bureau, he and Toronto's Adam Lind became the fifth and sixth players since 1920 (when RBI became an official statistic) with at least 10 hits, three home runs and 10 RBI in the team's first five games of the season...Cabrera and Lind joined Bobby Doerr (1941), Lou Brock (1967), Kal Daniels (1988) and Larry Walker (1997) in accomplishing the feat.
- Compiled 17 hits and 12 RBI over his first nine games of the season from April 6-15 -- according to the Elias Sports Bureau, he became the third Tigers player since 1955 with at least 17 hits and 12 RBI in the club's first nine games...Cabrera joined Al Kaline (17 hits and 13 RBI in 1955) and Chris Shelton (19 hits and 14 RBI in 2006) in accomplishing the feat.
- Hit .377/.455/.558 with two doubles, four home runs and 14 RBI in 21 games during April -- ranked fourth in the American League in on-base percentage during the month, while he finished fifth in batting average and tied for ninth in hits (29).
- Did not commit an error in 55 consecutive games at first base from May 14-July 23.
- Recorded a 17-game hitting streak from June 29-July 22 -- hit .324/.387/.529 during the streak.
- Hit .337/.398/.531 with seven doubles, four home runs and 10 RBI in 24 games during July.
- Did not commit an error over his final 59 games at first base from August 1-October 6.
- Connected for his 200th career home run on August 23 at Oakland, a two-run shot in the eighth inning off Michael Wuertz -- became the fifth native of Venezuela to connect for 200 home runs in his career.

- Collected two doubles, a home run and five RBI on August 24 at Los Angeles (AL) -- according to the Elias Sports Bureau, it marked the first time in his career that he collected at least three extra-base hits and at least five RBI in the same game...he became the first Tigers player to accomplish the feat since Magglio Ordoñez finished with a double, two home runs and six RBI on May 24, 2008 vs. Minnesota.

Led the American League with 37 home runs during his first season with the Tigers in **2008** -- first Tigers player to lead the league in home runs since Cecil Fielder tied for the lead with 44 home runs in 1991... marked the most home runs hit by a Tigers player since Dean Palmer connected for 38 home runs in 1999... tabbed the Tiger of the Year by Detroit's chapter of the BBWAA.

- Tied for the American League lead with 331 total bases, while he finished third with 127 RBI, fifth with 75 extra-base hits, seventh with a .537 slugging percentage and tied for seventh with a home run once every 16.6 at-bats and an RBI once every 4.9 at-bats.
- According to STATS LLC, his 127 RBI marked the third-highest total by a Tigers player in his first season with the club, trailing Dale Alexander's 137 RBI in 1929 and Cecil Fielder's 132 RBI in 1990.
- Received the Josh Gibson Award from the Negro Leagues Baseball Museum for capturing the American League's home run title.
- Appeared at first base for the first time during his Major League career on April 12 at Chicago (AL).
- Collected the 200th double of his career on June 17 at San Francisco.
- Equaled career highs with five hits and six RBI on July 21 at Kansas City -- according to the Elias Sports Bureau, it marked the third time since 1951 a Tigers player has collected five hits and six RBI in the same game, joining Willie Horton (April 17, 1971 vs. Boston) and Craig Monroe (July 22, 2005 vs. Minnesota) in accomplishing the feat.
- Tabbed both the American League Player of the Month and the Tigers Player of the Month for July -- hit .330/.357/.613 with 15 runs scored, six doubles, eight home runs and 31 RBI in 25 games during the month...led the AL in RBI, while he was tied for third in home runs.
- Collected his 1,000th career hit on September 7 at Minnesota, a solo home run in the sixth inning off Glen Perkins -- according to STATS LLC, at 25 years, 142 days old, he became the fifth-youngest player since 1954 to collect 1,000 hits.

Named to the National League All-Star squad for the fourth straight season with the Florida Marlins in **2007** as he tied for third in the league with 119 RBI, tied for fifth with 34 home runs and tied for eighth with a .320 batting average.

- Ranked third in the league with 23 intentional walks, while he finished fifth with 332 total bases, tied for fifth with an RBI once every 4.9 at-bats, seventh with a home run every 17.3 at-bats, tied for seventh with 56 multi-hit games, eighth with a .401 on-base percentage and .565 slugging percentage and tied for ninth with 188 hits.
- Established a career high with 34 home runs and 119 RBI -- his 34 home runs marked the second-highest single-season total in Marlins history (Gary Sheffield hit 42 home runs in 1996), while his 119 RBI marked the third-highest single-season total in Marlins history (Preston Wilson had 121 RBI in 2000 and Sheffield had 120 RBI in 1996).
- Hit .360/.429/.663 with 18 runs scored, five doubles, seven home runs and 19 RBI in 23 games during April -- ranked fourth in the National League in slugging percentage during the month, while he tied for fourth in home runs, sixth in batting average, tied for seventh in RBI and tied for ninth in on-base percentage.
- Batted .362/.450/.681 with 16 runs scored, six doubles, eight home runs and 21 RBI in 26 games during July -- ranked tied for third in the National League in home runs during the month, seventh in slugging percentage and tied for 10th in hits (34).
- Collected his 500th career RBI on September 4 at Washington to become the third-youngest player in Major League history at 24 years, 139 days old to reach 500 RBI -- only Mel Ott (23 years, 74 days) and Ted Williams (24 years, four days) were younger when they reached 500 RBI.
- Connected for his first career grand slam on September 15 at Colorado.
- Hit .375/.429/.458 with two doubles and three RBI in seven games for Aragua in the Venezuelan Winter League following the season.

Established Marlins single-season records with a .339 batting average and 50 doubles as he was selected to the National League All-Star squad for the third straight season in **2006**...tabbed the Marlins Most Valuable Player by the South Florida chapter of the BBWAA.

- Ranked second in the National League with a .339 (195x576) batting average and .430 on-base percentage, while he finished third with 50 doubles and 63 multi-hit games, fourth with 27 intentional walks, sixth with a .568 slugging percentage, seventh with 195 hits, tied for eighth with 78 extra-base hits, tied for ninth with 114 RBI and 10th with 327 total bases.
- Earned his second Silver Slugger Award, his first as a third baseman.
- Participated in the Home Run Derby at Major League Baseball's All-Star Game in Pittsburgh, finishing third with 15 home runs.
- Became just the fourth player in Major League history to collect 50 doubles and 25 home runs in a season before his 24th birthday, joining Hank Greenberg in 1934 (63 doubles, 26 home runs), Alex Rodriguez in 1996 (54 doubles, 36 home runs) and Albert Pujols in 2003 (51 doubles, 43 home runs).



- Batted .378/.441/.640 with 23 runs scored, 14 doubles, five home runs and 30 RBI in 29 games during May -- tied for the National League lead in hits (42) and doubles during the month, while he was fourth in batting average and RBI, seventh in on-base percentage, eighth in slugging percentage and tied for eighth in runs scored.
- Connected for his 100th career home run on August 23 vs. Washington, a solo shot off Chris Schroder in the third inning -- at 23 years, 127 days old, he became the sixth-youngest player in Major League history to reach 100 career home runs...the five players to reach the plateau faster than Cabrera were Mel Ott (22 years, 132 days), Tony Conigliaro (22 years, 197 days), Eddie Mathews (22 years, 292 days), Alex Rodriguez (23 years, 16 days) and Andruw Jones (23 years, 62 days).
- Batted .379/.434/.709 with 18 runs scored, 11 doubles, seven home runs and 32 RBI in 27 games during August -- tied for the National League lead in doubles, while he finished second in RBI, fourth in batting average and slugging percentage, tied for fourth in hits (39), tied for sixth in home runs and eighth in on-base percentage.
- Batted .375/.524/.750 with three doubles, a home run and three RBI in five games for Aragua in the Venezuelan Winter League following the season...saw action for Aragua during the league's playoffs, hitting .329/.402/.586 with three doubles, five home runs and 20 RBI in 19 games.

Finished third in the National League with a .323 batting average for the Marlins in **2005**, earning his first Silver Slugger Award...named to the National League All-Star squad for the second straight season.

- Tied for the lead in the National League with 57 multi-hit games, while he finished second with 198 hits, third with 344 total bases, fourth with 116 RBI, tied for fourth with 78 extra-base hits, tied for fifth with 43 doubles, sixth with 106 runs scored, seventh with 613 at-bats and a .561 slugging percentage, tied for ninth with 33 home runs and an RBI once every 5.3 at-bats and tied for 10th with 12 intentional walks...finished 10th in the league with 125 strikeouts.
- Selected as the Luis Aparicio Award winner as Venezuela's top Major League player.
- Connected for his 30th home run of the season on September 8 at Washington to become the youngest player in Major League history at 22 years and 143 days old to hit 30 home runs in consecutive seasons -- eclipsed the previous mark held by Albert Pujols by 80 days.
- Tied for fifth in the National League with 22 RBI during September -- hit .283/.355/.485 in 25 games during the month.
- Ranked third among all National League outfielders with 12 assists.

Tabbed the Marlins Most Valuable Player by the South Florida chapter of the BBWAA in **2004**...selected to the National League's All-Star squad for the first time in his career.

- Finished fifth in the National League with 112 RBI, while he tied for fifth with 160 games played and finished 10th with 309 total bases.
- Became the fifth-youngest player in Major League history to collect at least 100 RBI during a single season -- Mel Ott (1929), Al Kaline (1955), Ted Williams (1939) and Alex Rodriguez (1996) are the only four players younger than Cabrera to accomplish the feat.
- Homered in four straight games from April 10-14 to match a Marlins record -- became the third player in franchise history to accomplish the feat, joining Kurt Abbott (June 14-17, 1994) and Preston Wilson (May 10-13, 2000).
- Batted .337/.409/.558 in 26 games during August, scoring 21 runs and collecting six doubles, five home runs and 15 RBI.
- Tied for third among all National League outfielders with 13 assists.
- Named to *Baseball America's* winter All-Star squad following the season, after hitting .398 (49x123) with 12 home runs and 42 RBI for Aragua in the Venezuelan Winter League.

Joined the Marlins for his first Major League action after having his contract purchased from Double A Carolina on June 20, **2003**...led all National League rookies with a .468 slugging percentage, while he finished second with 12 home runs and 62 RBI and tied for fourth with 36 extra-base hits.

- Batted .365/.429/.609 with 10 home runs and 59 RBI in 69 games with Carolina before having his contract purchased by the Marlins on June 20...was leading the Southern League in hits (97), doubles (29), extra-base hits (42), RBI and slugging percentage at the time of his promotion, while he was second in batting average.
- Tabbed the most exciting player, best batting prospect and best defensive third baseman and rated as possessing the best strike-zone judgement and best infield arm in the Southern League by *Baseball America*...named the top prospect in the Marlins organization and the Southern League and the No. 12 prospect in all of baseball by the publication.
- Made his Major League debut on June 20 vs. Tampa Bay -- belted a two-run, walk-off home run in the bottom of the 11th inning against Al Levine for his first Major League hit...became just the third player since 1900 to hit a walk-off home run in his Major League debut, joining California's Billy Parker (September 9, 1971 vs. Milwaukee) and Cleveland's Josh Bard (August 23, 2002 vs. Seattle)... according to David Vincent, Cabrera (20 years, 63 days old) became the sixth-youngest player to homer in his debut: Louisville's (American Association) Scott Stratton (18 years, 21 days on April 21, 1888), Whitey Lockman of the New York Giants (18 years, 345 days on July 5, 1945), Detroit's Denny McLain (19 years,

- 176 days on September 21, 1963), Cincinnati's Ted Tappe (19 years, 224 days on September 14, 1950) and Kansas City's Clint Hurdle (20 years, 50 days on September 18, 1977) were the five younger players.
- Collected four hits in Game Four of the National League Division Series on October 4 vs. San Francisco -- matched a Major League postseason record for hits in a single game by a rookie, joining Freddie Lindstrom of the New York Giants (Game Five of the 1924 World Series), Joe Garagiola of St. Louis (Game Four of the 1946 World Series), Chad Fonville of Los Angeles (NL) (Game Two of the 1995 National League Division Series) and Derek Jeter of New York (AL) (Game One of the 1996 American League Championship Series).
  - Belted his first career postseason home run in Game One of the National League Championship Series on October 7 at Chicago's Wrigley Field against the Cubs, a solo shot in the third inning off Carlos Zambrano -- at 20 years, 182 days old, he became the second-youngest player in Major League history to homer during the postseason (Andruw Jones on October 17, 1996 in Game Seven of the National League Championship Series vs. St. Louis at 19 years, 178 days old).
  - Hit .327 with four home runs and 11 RBI in 15 games with Aragua in the Venezuelan Winter League following the season...saw action with Aragua during the league's playoffs, batting .288 with seven home runs and 15 RBI in 20 games...hit .333 (8x24) with three doubles, a triple and two RBI for Venezuela during the Caribbean Series.

Led the Florida State League with 43 doubles for Single A Jupiter during the **2002** season, while he finished third with 53 extra-base hits.

- Ranked as the No. 2 prospect in the Marlins organization, the No. 38 prospect overall and fifth-best prospect in the Florida State League by *Baseball America*.
- Named the top prospect in the Venezuelan Winter League by *Baseball America* following the season -- hit .329 (46x140) with 10 doubles, four home runs and 24 RBI for Aragua.

Selected to the Midwest League Postseason All-Star squad for his efforts with Single A Kane County in **2001**.

- Named the third-best prospect in the Marlins organization, the No. 91 prospect overall and ninth-best prospect in the Midwest League by *Baseball America*.
- Saw action with Aragua in the Venezuelan Winter League following the season, batting .300 (54x180) with 11 doubles, five home runs and 18 RBI.

Made his professional debut with the Gulf Coast League Marlins in **2000**, before earning a promotion to Single A Utica on August 29.

- Led the Gulf Coast League with 219 at-bats, while he tied for second with 57 games played and finished fifth with 38 runs scored.
- Topped all Gulf Coast League shortstops with a .950 fielding percentage, 90 putouts, 156 assists and 27 double plays.
- Named the No. 11 prospect in the Marlins organization and 20th-best prospect in the Gulf Coast League by *Baseball America*.

Signed by the Marlins as a non-drafted free agent on July 2, **1999**.

### IN THE COMMUNITY

- In response to the COVID-19 crisis, Rosangel and Miguel Cabrera partnered with the Detroit Tigers Foundation, an affiliate of Ilitch Charities, to donate \$250,000 to benefit children and families in Detroit. The contribution helped to provide meals for children, technology for students, affordable childcare for families, and protective face masks for children and families all in the city of Detroit.
- The Miguel Cabrera Foundation donated 100 lunches to front line medical staff at Henry Ford Macomb Hospital.
- Participated in a campaign to help get out the word regarding the 2020 U.S. Census with an emphasis on Spanish-speaking communities that are historically under-counted / represented in the U.S. Census.
- As recognition for his generosity and focus on bettering the community, he was nominated as the Tigers 2021 Roberto Clemente Award recipient. He was also the club's nominee in 2012, 2013, 2015, 2016, 2017, 2019 and 2020.
- In 2012 he established the Miguel Cabrera Foundation; hosts "Keeping Kids in the Game", which generally raises over \$200,000 per year to benefit the Children's Hospital of Michigan Foundation, C.S. Mott Children's Hospital, the Miguel Cabrera Foundation and the Detroit Tigers Foundation.
- Launched "Miggy Ball 24" during the 2015 offseason...the competition event is for younger children and is put together by the Miguel Cabrera Foundation in Venezuela; also hosted the "Miggy Ball Gala" in January, 2016 in Miami to raise funds for the Miguel Cabrera Foundation...Miggy Ball events were held in both Lakeland and Detroit in 2018...his foundation has helped renovate several youth baseball fields in Venezuela.
- Established the Miguel Cabrera Family Scholarship Fund in 2016...the scholarship, intended for first-generation college students from Michigan or Florida, is a permanent endowment with the Community Foundation for Southeast Michigan, initially valued at approximately \$250,000.

**TRANSACTIONS**

- Signed by Florida as an international amateur free agent on July 2, 1999
- On temporarily inactive list, July 7-11, 2001 (Participating in Futures Game)
- On temporarily inactive list, July 6-8, 2002 (Participating in Futures Game)
- Acquired by the Tigers along with Dontrelle Willis from Florida, in exchange for Burke Badenhop, Eulogio De La Cruz, Cameron Maybin, Andrew Miller, Mike Rabelo and Dallas Trahern on December 5, 2007
- On paternity list, August 25-26, 2011
- On injured list, July 4-August 14, 2015 (left calf strain)
- On injured list, April 22-May 2, 2017 (right groin strain)
- On suspended list, September 2-9, 2017
- On injured list, May 4-June 1, 2018 (right hamstring strain)
- On injured list, June 13-October 29, 2018 (ruptured left biceps tendon)
- On injured list, April 11-25, 2021 (left biceps strain)

**JOSE MIGUEL CABRERA'S CAREER RECORD**

Year	Club	AVG	G	AB	R	H	TB	2B	3B	HR	RBI	SH	SF	HB	BB	SO	SB	CS	OBP	SLG	E
2000	GCL Marlins	.260	57	219	38	57	77	10	2	2	22	0	2	6	23	46	1	0	.344	.352	13
	Utica	.250	8	32	3	8	10	2	0	0	6	0	0	0	2	6	0	0	.294	.313	4
2001	Kane County	.268	110	422	61	113	161	19	4	7	66	1	3	2	37	76	3	0	.328	.382	32
2002	Jupiter	.274	124	489	77	134	206	43	1	9	75	1	8	9	38	85	10	1	.333	.421	17
2003	Carolina	.365	69	266	46	97	162	29	3	10	59	0	4	2	31	49	9	4	.429	.609	15
	Florida	.268	87	314	39	84	147	21	3	12	62	4	1	2	25	84	0	2	.325	.468	4
2004	Florida	.294	160	603	101	177	309	31	1	33	112	0	8	6	68	148	5	2	.366	.512	9
2005	Florida	.323	158	613	106	198	344	43	2	33	116	0	6	2	64	125	1	0	.385	.561	7
2006	Florida	.339	158	576	112	195	327	50	2	26	114	0	4	10	86	108	9	6	.430	.568	17
2007	Florida	.320	157	588	91	188	332	38	2	34	119	1	7	5	79	127	2	1	.401	.565	23
2008	DETROIT	.292	160	616	85	180	331	36	2	37	127	0	9	3	56	126	1	0	.349	.537	14
2009	DETROIT	.324	160	611	96	198	334	34	0	34	103	0	1	5	68	107	6	2	.396	.547	7
2010	DETROIT	.328	150	548	111	180	341	45	1	38	126	0	8	3	89	95	3	3	.420	.622	13
2011	DETROIT	.344	161	572	111	197	335	48	0	30	105	0	5	3	108	89	2	1	.448	.586	13
2012	DETROIT	.330	161	622	109	205	377	40	0	44	139	0	6	3	66	98	4	1	.393	.606	13
2013	DETROIT	.348	148	555	103	193	353	26	1	44	137	0	2	5	90	94	3	0	.442	.636	12
2014	DETROIT	.313	159	611	101	191	320	52	1	25	109	0	11	3	60	117	1	1	.371	.524	6
2015	DETROIT	.338	119	429	64	145	229	28	1	18	76	0	2	3	77	82	1	1	.440	.534	4
2016	DETROIT	.316	158	595	92	188	335	31	1	38	108	0	5	4	75	116	0	0	.393	.563	7
2017	DETROIT	.249	130	469	50	117	187	22	0	16	60	0	3	3	54	110	0	1	.329	.399	1
2018	DETROIT	.299	38	134	17	40	60	11	0	3	22	0	1	0	22	27	0	0	.395	.448	1
2019	DETROIT	.282	136	493	41	139	196	21	0	12	59	0	5	3	48	108	0	0	.346	.398	1
2020	DETROIT	.250	57	204	28	51	85	4	0	10	35	0	2	1	24	51	1	0	.329	.417	0
2021	DETROIT	.256	130	472	48	121	182	16	0	15	75	0	9	5	40	118	0	0	.316	.386	1
MINOR LEAGUE TOTALS		.286	368	1428	225	409	616	103	10	28	228	2	17	19	131	262	23	5	.350	.431	81
NL TOTALS		.313	720	2694	449	842	1459	183	10	138	523	5	26	25	322	592	17	11	.388	.542	60
DETROIT TOTALS		.309	1867	6931	1056	2145	3665	414	7	364	1281	0	69	44	877	1338	22	10	.387	.529	93
MAJOR LEAGUE TOTALS		.310	2587	9625	1505	2987	5124	597	17	502	1804	5	95	69	1199	1930	39	21	.387	.532	153

**MAJOR LEAGUE CAREER FIELDING**

	G	TC	PO	A	E	DP	PCT
First Base	1195	10224	9409	753	62	974	.994
Third Base	697	1665	490	1101	74	134	.956
Outfield	348	596	549	30	17	5	.971

**MAJOR LEAGUE CAREER HIGHS**

- Hits:** 5 (twice) - last, July 21, 2008 at Kansas City  
**Home Runs:** 3 (twice) - last, May 19, 2013 at Texas  
**RBI:** 6 (six times) - last, September 23, 2020 at Minnesota  
**Stolen Bases:** 1 (39 times) - last, September 11, 2020 at Chicago (AL)  
**Hitting Streak:** 20 - June 19-July 16, 2010



41

**DAZ  
CAMERON**
**HT: 6-2 WT: 204 BT: R TH: R BORN: 1/15/1997 IN MCDONOUGH, GA**
**OUTFIELDER**
**Opening Day Age:** 25

**Residence:** McDonough, GA

**Major League Service:** 0.148

**Signed Through:** 2022

**How Obtained:** Acquired by the Tigers along with Franklin Pérez and Jake Rogers from Houston in exchange for Justin Verlander and a player to be named later (Juan Ramirez) on August 31, 2017.

**SEASON HIGHLIGHTS**

Appeared in 35 games for the Tigers in **2021**...also played in 39 games with Triple A Toledo.

- On the injured list from May 4-19 with a right wrist fracture.
- Launched his first Major League home run in the ninth inning on June 11 vs. Chicago (AL), a two-run shot in the ninth inning off Liam Hendriks...according to the Elias Sports Bureau, he became the first Tiger to hit his first career homer as a game-tying shot in the ninth inning-or-later since Casper Wells on September 2, 2010 at Minnesota, a solo homer that tied the game 8-8 in the ninth inning...the last Major League player to do so was Houston's Preston Tucker on May 21, 2015 at Detroit, a solo shot that tied the game 5-5 in the ninth inning.
- Hit a go-ahead, two-run single in the 10th inning on June 20 at Los Angeles (AL)...also had a go-ahead hit in extra innings on August 22 at Toronto with an 11th inning double.
- Sidelined from July 7-August 19 with a right toe sprain.
- Had three extra-base hits, including a pair of home runs, and went 4x5 on September 11 at Iowa.
- Reached base in all four plate appearances on September 21 vs. Chicago (AL), recording his first career three-hit game and drawing a walk.
- Broke a 2-2 tie with a solo home run to lead off the ninth inning in the season finale on October 3 at Chicago (AL).

Made his Major League debut with the Tigers in **2020**, splitting the season between the big leagues and alternate training site.

- Appeared in 17 games with the Tigers, hitting .193/.220/.263 with four runs scored, two doubles, a triple and three RBI...was recalled from the alternate training site prior to the game on September 9 vs. Milwaukee, and made his Major League debut that night.
- After starting the season on a 1x27 stretch, finished on a strong note by batting .333/.355/.467 with hits in seven of his final nine games...had three multi-hit games over that span, including one with a pair of extra-base hits on September 22 at Minnesota.
- Posted his first Major League hit and RBI on September 11 at Chicago (AL), slapping a two-run single to right field in the sixth inning...Daz's father, Mike, played 17 years in the Majors and had his first hit in the same ballpark, playing for the White Sox against the Tigers on August 30, 1995.
- Entered the game on September 18 vs. Cleveland as a pinch-hitter in the ninth inning, and knocked a triple for his first career extra-base hit...became the sixth Tiger since 2010 and 12th since 2000 to hit a triple as a pinch hitter...was one of nine rookies to hit a pinch-hit three bagger in franchise history, with the most recent one coming from Avisail García on May 26, 2013 vs. Minnesota.
- Had a pair of hits on September 19 vs. Cleveland, including a go-ahead single in the eighth inning...marked the first multi-hit contest and game-winning RBI of his young career.
- Ranked as the No. 7 prospect in the Tigers organization by *Baseball America*.

Appeared in 120 games with Triple A Toledo in **2019**.

- Ranked tied for fourth in the International League with six triples, while he was tied for eighth with 62 walks.
- Finished a triple shy of the cycle and had a season-high four hits, including a double and a home run, and four runs scored on June 26 at Louisville.
- Posted a 10-game hitting streak from August 11-22, hitting .262/.367/.643 with two doubles, one triple, four home runs and eight RBI.
- Rated as the fifth-best prospect in the Tigers Minor League system by *Baseball America*.

Saw time at three different levels in the Tigers player development system in **2018**, combining to play in 126 games.

- Named to the Florida State League midseason All-Star Team and was selected an organization All-Star by MiLB.com.



- Ranked second among Tigers Minor Leaguers with 24 stolen bases, while he was fifth with 61 RBI.
- Began the season with Single A Lakeland, hitting safely in 19-of-21 games during April and batting .277/.358/.361 with 14 runs scored, seven doubles and six RBI.
- Belted a pair of home runs on May 23 vs. Palm Beach.
- Posted a 12-game hitting streak from May 12-27, batting .391/.462/.630 with 10 runs scored, one double, two triples, two home runs and nine RBI.
- Went a perfect 4x4 with a triple on June 12 vs. Jupiter...added a second four-hit game, including three doubles and four RBI, on August 8 vs. Portland.
- Appeared in 12 games with Double A Erie in June and hit .375/.444/.646 with 10 runs scored, three doubles, two triples, two home runs and 10 RBI.
- Played in four games with Triple A Toledo in the International League playoffs, batting .500/.600/.750 with four runs scored, one double, one triple and three RBI.
- Hit .342/.435/.468 with 17 runs scored, three doubles, two triples, one home run and five RBI in 20 games with the Mesa Solar Sox in the Arizona Fall League...selected to play in the AFL Rising Stars Game and was named to the AFL All-Prospect Team.
- Ranked as the No. 6 prospect in the Tigers organization, the seventh-best prospect in the Eastern League and the No. 16 prospect in the Florida State League by *Baseball America*.

Spent most of the **2017** season in the Houston Astros organization, before being acquired by the Tigers on August 31.

- Finished the season ranked tied for fourth in the Midwest League with 29 doubles, while he was fifth with 74 RBI and 51 extra-base hits and tied for fifth with 80 runs scored.
- Hit a pair of home runs on April 9 at Wisconsin.
- Drove in a season-high seven runs and went 3x5 with a triple and a home run on April 28 at Clinton.
- Hit over .300 in both July and August with Single A Quad Cities, batting .309/.374/.532 with 17 runs scored, six doubles, three triples, three home runs and 21 RBI in 25 games in July, while he hit .377/.460/.566 with 23 runs scored, nine doubles, one triple, three home runs and 19 RBI in 28 August contests.
- Ranked as the No. 14 prospect in the Astros organization and the No. 20 prospect in the Midwest League by *Baseball America*.

Limited to 40 games in **2016** after missing most of the season due to an injury.

- Finished a double shy of the cycle on June 27 at Lowell, going 4x5 with three RBI.
- Sidelined from July 31-September 30 with a left index finger fracture.
- Ranked as the fifth-best prospect in the Astros system, the No. 74 prospect overall and the No. 19 prospect in the New York-Penn League by *Baseball America*.

Combined to play in 51 games between the GCL Astros and Single A Greenville in his first professional season in **2015**.

- Ranked as the the fourth-best prospect in the Gulf Coast League and the fifth-best prospect in the Appalachian League by *Baseball America*.

#### MISCELLANEOUS

- His father, Mike, was a 17-year Major League veteran, playing for Chicago (AL) (1995-98), Cincinnati (1999), Seattle (2000-03), New York (NL) (2004-05), San Diego (2006-07), Milwaukee (2008-09), Boston (2010-11) and Florida (2011).

#### TRANSACTIONS

- Selected by Houston in the Competitive Balance A round of the 2015 MLB Draft out of Eagle's Landing Christian High School (GA)
- On injured list, July 31-September 30, 2016 (left index finger fracture)
- Acquired by the Tigers along with Franklin Pérez and Jake Rogers from Houston in exchange for Justin Verlander and a player to be named later (Juan Ramirez) on August 31, 2017
- On injured list, July 9-September 1, 2020
- On injured list, May 4-19, 2021 (right wrist fracture)
- On injured list, July 5-August 19, 2021 (right toe sprain)




**DAZMON (DAZ) JARROLD CAMERON'S CAREER RECORD**

Year	Club	AVG	G	AB	R	H	TB	2B	3B	HR	RBI	SH	SF	HB	BB	SO	SB	CS	OBP	SLG	E
2015	GCL Astros	.222	21	72	14	16	18	2	0	0	6	1	2	3	9	18	13	4	.326	.250	0
	Greeneville	.272	30	103	20	28	36	2	3	0	11	3	1	1	16	31	11	6	.372	.350	1
2016	Tri-City	.278	19	79	13	22	33	3	1	2	14	1	0	3	6	26	8	2	.352	.418	0
	Quad Cities	.143	21	77	5	11	17	2	2	0	6	1	1	0	8	33	4	3	.221	.221	3
2017	Quad Cities	.271	120	446	79	121	208	29	8	14	73	1	7	12	45	108	32	12	.349	.466	5
	West Michigan	.250	3	8	1	2	2	0	0	0	1	0	0	0	3	4	0	1	.455	.250	0
2018	Lakeland	.259	58	216	35	56	80	9	3	3	20	0	1	4	25	69	10	4	.346	.370	3
	Erie	.285	53	200	32	57	94	12	5	5	35	0	1	25	53	12	5	.367	.470	1	
	Toledo	.211	15	57	8	12	18	4	1	0	6	1	1	2	15	2	2	.246	.316	0	
2019	Toledo	.214	120	448	68	96	169	22	6	13	43	0	2	16	62	152	17	8	.330	.377	9
2020	<b>DETROIT</b>	<b>.193</b>	<b>17</b>	<b>57</b>	<b>4</b>	<b>11</b>	<b>15</b>	<b>2</b>	<b>1</b>	<b>0</b>	<b>3</b>	<b>0</b>	<b>0</b>	<b>0</b>	<b>2</b>	<b>19</b>	<b>1</b>	<b>0</b>	<b>.220</b>	<b>.263</b>	<b>1</b>
2021	Lakeland#	.000	3	10	1	0	0	0	0	0	0	0	0	0	4	1	0	.286	.000	0	
	Toledo	.296	39	162	33	48	81	11	2	6	23	0	1	3	15	39	7	3	.365	.500	1
	<b>DETROIT</b>	<b>.194</b>	<b>35</b>	<b>103</b>	<b>16</b>	<b>20</b>	<b>37</b>	<b>5</b>	<b>0</b>	<b>4</b>	<b>13</b>	<b>0</b>	<b>0</b>	<b>2</b>	<b>10</b>	<b>38</b>	<b>6</b>	<b>0</b>	<b>.278</b>	<b>.359</b>	<b>0</b>
MINOR LEAGUE TOTALS		.250	502	1878	309	469	756	96	31	43	238	8	16	44	220	552	117	50	.340	.403	23
MAJOR LEAGUE TOTALS		.194	52	160	20	31	52	7	1	4	16	0	0	2	12	57	7	0	.259	.325	1

**MAJOR LEAGUE CAREER FIELDING**

	G	TC	PO	A	E	DP	PCT
Outfield	49	98	97	0	1	0	.990

**MAJOR LEAGUE CAREER HIGHS**
**Hits:** 3 - September 21, 2021 vs. Chicago (AL)

**Home Runs:** 1 (four times) - last, October 3, 2021 at Chicago (AL)

**RBI:** 2 (four times) - last, June 20, 2021 at Los Angeles (AL)

**Stolen Bases:** 1 (seven times) - last, October 3, 2021 at Chicago (AL)

**Hitting Streak:** 6 - June 15-24, 2021


# 46

## JEIMER CANDELARIO

HT: 6-1 WT: 216 BT: S TH: R BORN: 11/24/1993 IN NEW YORK, NY

INFIELDER

Opening Day Age: 28      Residence: San Pedro de Macoris, DR

Major League Service: 4.038      Signed Through: 2022

How Obtained: Acquired by the Tigers along with Isaac Paredes and cash considerations from Chicago (NL) in exchange for Alex Avila and Justin Wilson on July 31, 2017

**CAREER HIGHLIGHTS**

- Voted as 2020 and 2021 Tiger of the Year by the Detroit Chapter of the BBWAA.
- Named American League Player of the Week for the week ending September 13, 2020.
- Selected to participate in the Futures Game prior to the 2016 All-Star Game at PETCO Park in San Diego, but was unable to play after being promoted to the Majors prior to the contest.

**SEASON HIGHLIGHTS**

Established career highs in games played (149), hits (151), doubles (42), extra-base hits (61) and RBI (67) in 2021.

- Finished the season tied for the Major League lead with 42 doubles, becoming the first Tiger to lead the league in doubles since Miguel Cabrera in 2011...was the 12th Tiger to have 40-or-more doubles in a season (last, Nick Castellanos, 46 in 2018).
- Named Tiger of the Year for the second consecutive season, becoming the seventh player to earn repeat honors since the award began in 1965 (last, Miguel Cabrera, 2012-13).
- Earned Tigers Player of the Month honors for each of the first two months of the season...hit .260/.321/.340 with five doubles, a home run and seven RBI in April, while he batted .313/.394/.490 with eight doubles, three home runs and 11 RBI in May.
- Hit a go-ahead, three-run home run in the 10th inning on May 5 at Boston...was his second career extra-inning home run (other, June 9, 2018 vs. Cleveland).
- Reached base in 29 consecutive games from April 29-June 3...was the longest streak by a Tigers player since Miguel Cabrera reached base safely in 32 consecutive games from July 20-August 29, 2013...hit .297/.376/.450 with eight doubles, three home runs and 11 RBI during the streak.
- Had a career-high, 10-game hitting streak from August 4-14, hitting .351/.429/.730 with six doubles, a triple, two home runs and eight RBI...recorded at least one hit in 25-of-28 games from July 17-August 14, batting .327/.412/.596 with 12 doubles, two triples, four home runs and 20 RBI...was tied for the



American League lead in doubles in that span, while he was second in on-base percentage, fourth in OPS (1.036), tied for sixth in hits (34) and tied for seventh in RBI and slugging percentage.

- Recorded the 100th double of his career on August 28 vs. Toronto.
- Posted a season-high four hits on September 3 at Cincinnati...was his third career four-hit game (last, March 31, 2019 at Toronto)...also scored four-or-more runs in a game for the second time in his career (other, five runs on April 25, 2018 at Pittsburgh (Game 1))...was the first Tiger to have a game with four-or-more hits and four-or-more runs scored since Niko Goodrum had five hits and scored five runs on May 31, 2019 at Atlanta.
- Belted a pair of homers, including a game-tying, two-run blast in the 10th inning on September 12 vs. Tampa Bay...was his third career multi-homer game (last, July 6, 2019 vs. Boston).

Posted one of the best seasons of his career at the plate in **2020**, while also finding success in his first season as a primary first baseman, after moving there following an injury to C.J. Cron.

- Batted .297/.369/.503 on the season with 30 runs scored, 11 doubles, three triples, seven homers and 29 RBI...among Tigers with at least 100 at-bats, he led the team in batting average, doubles, triples and extra-base hits (21); ranked tied for first in runs scored; second in on-base percentage, slugging percentage, RBI and walks (29); and third with seven homers...also led the team and ranked tied for sixth in the American League with 19 extra-base hits.
- Had hits in 30-of-40 games between August 2 and September 19 after starting the season on an 0x17 streak...batted .372/.424/.634 over that stretch, with 29 runs scored, 21 extra-base hits and 28 RBI...ranked among American League leaders in many categories during that stretch, including third in batting average, fifth in on-base percentage, tied for sixth in doubles, seventh in slugging percentage, tied for eighth in runs and 10th in RBI.
- Was named American League Player of the Week for the week ending September 13...batted .423/.500/.923 with eight runs scored, four doubles, three home runs, nine RBI, four walks, and just three strikeouts over eight games played...was the first Tiger to win AL Player of the Week honors since Nicholas Castellanos for the week ending August 19, 2018.
- Went 2x4 with two runs scored, four RBI and hit his fifth home run of the season on September 8 vs. Milwaukee...that RBI mark tied a single-game career high, also accomplished on September 17, 2017 vs. Chicago (AL)...the longball was his third consecutive game with a home run at Comerica Park, finishing as the second Tiger to do so this season (other, Jonathan Schoop).
- Reached base six times in seven plate appearances during the September 10 twinbill at St. Louis, including five hits and RBI...belted a homer in each end of the doubleheader, becoming the first Tiger to do so since Leonys Martin on April 25, 2018 at Pittsburgh.

Played in 94 games with the Tigers in **2019**.

- Recorded the first five-hit game of his career on March 31 at Toronto, going 5x6 with a double and two RBI...became the first Tiger to have five hits in a game since Nicholas Castellanos on August 13, 2018 vs. Chicago (AL).
- Reached base safely in 18 consecutive games from April 13-May 5...batted .261/.386/.377 with 12 runs scored, three doubles, one triple, one home run and five RBI over that stretch.
- Sidelined from June 2-15 with left shoulder inflammation.
- Went a perfect 4x4 with a home run and four RBI on June 23 vs. Rochester.
- Belted a pair of home runs on July 6 vs. Boston, marking his second career multi-homer game.
- Sidelined from August 5-23 with a left thumb sprain.
- Appeared in 23 games with Toros del Este in the Dominican Winter League after the season, and hit .244/.340/.430 with nine doubles, two triples, one home run and 14 RBI...was named the Most Valuable Player of the championship series.

Completed his first full season in the Majors in **2018**, playing in 144 games with Detroit.

- Hit the first four leadoff home runs of his Major League career in 2018...belted leadoff homers on June 2 vs. Toronto, August 30 at New York (AL), September 5 at Chicago (AL) and September 14 at Cleveland.
- Knocked a pair of walk-off homers during the season, hitting game-ending home runs on June 9 vs. Cleveland and September 7 vs. St. Louis.
- Recorded his first career four-hit game on April 19 vs. Baltimore, going 4x4 with a home run and three RBI.
- Sidelined from May 13-25 with left wrist tendinitis.
- Posted his first career multi-homer game on May 26 vs. Chicago (AL).
- Reached base safely in 28 consecutive games from April 21-June 3, hitting .283/.392/.557 with 24 runs scored, nine doubles, one triple, six home runs and 17 RBI during the streak.
- Hit .291/.356/.486 with 11 doubles, six home runs and 21 RBI vs. lefthanded pitchers, while he batted .199/.303/.358 with 17 doubles, three triples, 13 home runs and 33 RBI against righties.

Began the **2017** season in the Chicago Cubs organization, before being acquired by the Tigers on July 31.

- Was a perfect 4x4 with three doubles, a triple and five RBI on April 12 vs. New Orleans.
- Played in 21 games during April with Triple A Iowa, hitting .306/.432/.625 with 15 runs scored, 10 doubles, two triples, three home runs and 18 RBI.

- Hit the first home run of his Major League career on June 29 at Washington...also homered with the Tigers on September 14 and 17 vs. Chicago (AL).
- Reached base safely in 23-of-27 games with the Tigers and had a .406 on-base percentage.
- Made his Tigers debut on August 8 at Pittsburgh and went 1x2 with a run scored.
- Drove in two runs on September 5 vs. Kansas City...marked his first RBI as a Tiger.
- Started a 5-4-3 triple play on September 8 at Toronto...was the Tigers first triple play since August 1, 2001.
- Established a career high with four RBI on September 17 vs. Chicago (AL).
- Finished the month of September hitting .341/.420/.489 with 15 runs scored, seven doubles, two home runs and 13 RBI.
- Appeared in 22 games with Toros del Este in the Dominican Winter League, hitting .289/.372/.398 with 10 runs scored, four doubles, one triple, one home run and eight RBI.
- Ranked as the No. 7 prospect in the Cubs organization by *Baseball America*.

Saw the first Major League action of his career in **2016** with the Chicago Cubs.

- Named to the Southern League midseason All-Star Team and was selected an organization All-Star by MiLB.com.
- Drove in seven runs and went 4x5 with two doubles and a home run on May 21 vs. Biloxi.
- Finished the month of June batting .348/.471/.638 with 12 runs scored, seven doubles, two triples, three home runs and 15 RBI in 23 games with Triple A Iowa.
- Made his Major League debut on July 3 at New York (NL)...collected his first hit, a single, off Noah Syndergaard in the seventh inning.
- Hit safely in 12 straight games with Iowa from August 13-26...hit .431/.453/.725 with 10 runs scored, four doubles, one triple, three home runs and 18 RBI.
- Ranked as the 10th-best prospect in the Cubs organization and the No. 17 prospect in the Pacific Coast League by *Baseball America*.

Combined to play in 128 games between Single A Myrtle Beach and Double A Tennessee in **2015**.

- Selected to the Carolina League midseason All-Star Team and was named an organization All-Star by MiLB.com.
- Sideline from June 8-15 with a left hand bruise.
- Had a pair of four-hit games, first on June 30 at Winston-Salem and then on July 4 at Carolina.
- Hit .303/.378/.424 with eight runs scored, five doubles, one home run and seven RBI in 18 games during June with Myrtle Beach.
- Had a 15-game hitting streak with Tennessee from July 24-August 10...batted .379/.431/.638 with eight runs scored, four doubles, one triple, three home runs and 18 RBI.
- Played for the Mesa Solar Sox in the Arizona Fall League, batting .329/.371/.610 with eight doubles, five home runs and 15 RBI in 21 games...was selected to play in the AFL's Rising Stars Game and was named to the AFL All-Prospect Team.
- Ranked as the No. 24 prospect in the Cubs organization and the 13th-best prospect in the Carolina League by *Baseball America*.

Split the **2014** season between Single A Kane County and Single A Daytona, playing in 125 games.

- Drove in six runs and went 2x4 with a double and a home run on April 28 at Lakeland.
- Named the Midwest League Player of the Week for the week ending July 13 after hitting .500/.556/1.083 with six runs scored, five doubles, three home runs and nine RBI in seven games.
- Ranked as the eighth-best prospect in the Cubs organization by *Baseball America*...also rated as possessing the best strike zone discipline in the Cubs system.

Spent the entire **2013** season with Single A Kane County.

- Finished the season with 35 doubles, which ranked tied for third in the Midwest League and tied for sixth on Kane County's all-time, single-season list.
- Had a season-high four hits on May 20 at Cedar Rapids.
- Rated as the eighth-best prospect in the Cubs organization by *Baseball America*.

Played in 71 games with Single A Boise in **2012**.

- Ranked fourth in the Northwest League with 71 games played, 278 at-bats and 47 RBI.
- Hit .339/.391/.576 with eight runs scored, two doubles, four home runs and 13 RBI in 15 games during April.
- Had a season-high four hits with two doubles and two RBI on August 10 at Everett.
- Ranked as the No. 20 prospect in the Cubs organization and the seventh-best prospect in the Northwest League by *Baseball America*.

Made his professional debut in **2011** with the DSL Cubs2, appearing in 72 games.

- Ranked tied for second in the Dominican Summer League with 72 games played and 53 RBI, while he was tied for third with 84 hits and fifth with a .337 (84x249) batting average.
- Hit .367/.464/.511 with 21 runs scored, seven doubles, two home runs and 25 RBI in 26 games during June.



# 2022 TIGERS

## TRANSACTIONS

- Signed by Chicago (NL) as a non-drafted free agent on October 2, 2010
- On injured list, June 8-15, 2015 (left hand bruise)
- Acquired by the Tigers along with Isaac Paredes and cash considerations from Chicago (NL) in exchange for Alex Avila and Justin Wilson on July 31, 2017
- On injured list, May 13-25, 2018 (left wrist tendinitis)
- On injured list, June 2-15, 2019 (left shoulder inflammation)
- On injured list, August 5-23, 2019 (left thumb sprain)
- On injured list, September 25-28, 2020
- On bereavement list, June 8-12, 2021
- On injured list, June 12-15, 2021

## JEIMER CANDELARIO'S CAREER RECORD

Year	Club	AVG	G	AB	R	H	TB	2B	3B	HR	RBI	SH	SF	HB	BB	SO	SB	CS	OBP	SLG	E
2011	DSL Cubs2	.337	72	249	50	84	119	16	2	5	53	0	5	1	50	42	4	4	.443	.478	17
2012	Boise	.281	71	278	34	78	110	14	0	6	47	0	3	3	26	55	2	1	.345	.396	20
2013	Kane County	.256	130	500	71	128	198	35	1	11	57	0	2	2	68	88	1	0	.346	.396	26
2014	Kane County	.250	63	244	32	61	104	19	3	6	37	0	1	0	18	45	0	1	.300	.426	6
	Daytona	.193	62	218	24	42	71	10	2	5	26	0	1	2	23	44	0	3	.275	.326	9
2015	Myrtle Beach	.270	82	318	42	86	132	25	3	5	39	0	2	3	20	62	0	1	.318	.415	8
	Tennessee	.291	46	158	21	46	73	10	1	5	25	0	1	1	22	21	0	0	.379	.462	5
2016	Tennessee	.219	56	210	30	46	77	17	1	4	23	0	1	1	32	46	0	0	.324	.367	5
	Iowa	.333	76	264	44	88	143	22	3	9	54	0	4	3	68	53	0	2	.417	.542	6
	<b>Chicago (NL)</b>	<b>.091</b>	<b>5</b>	<b>11</b>	<b>0</b>	<b>1</b>	<b>1</b>	<b>0</b>	<b>0</b>	<b>0</b>	<b>0</b>	<b>0</b>	<b>0</b>	<b>1</b>	<b>2</b>	<b>5</b>	<b>0</b>	<b>0</b>	<b>.286</b>	<b>.091</b>	<b>1</b>
2017	Iowa	.266	81	286	39	76	145	27	3	12	52	0	1	2	41	72	0	0	.361	.507	5
	Toledo	.264	29	121	13	32	52	9	1	3	19	0	1	1	5	32	1	0	.297	.430	1
	<b>Chicago (NL)</b>	<b>.152</b>	<b>11</b>	<b>33</b>	<b>2</b>	<b>5</b>	<b>10</b>	<b>2</b>	<b>0</b>	<b>1</b>	<b>3</b>	<b>0</b>	<b>0</b>	<b>2</b>	<b>1</b>	<b>12</b>	<b>0</b>	<b>0</b>	<b>.222</b>	<b>.303</b>	<b>1</b>
	<b>DETROIT</b>	<b>.330</b>	<b>27</b>	<b>94</b>	<b>16</b>	<b>31</b>	<b>44</b>	<b>7</b>	<b>0</b>	<b>2</b>	<b>13</b>	<b>0</b>	<b>0</b>	<b>0</b>	<b>12</b>	<b>18</b>	<b>0</b>	<b>0</b>	<b>.406</b>	<b>.468</b>	<b>4</b>
2018	Toledo#	.250	2	8	3	2	2	0	0	0	1	0	0	0	1	1	0	0	.333	.250	0
	<b>DETROIT</b>	<b>.224</b>	<b>144</b>	<b>539</b>	<b>78</b>	<b>121</b>	<b>212</b>	<b>28</b>	<b>3</b>	<b>19</b>	<b>54</b>	<b>0</b>	<b>5</b>	<b>9</b>	<b>66</b>	<b>160</b>	<b>3</b>	<b>2</b>	<b>.317</b>	<b>.393</b>	<b>10</b>
2019	Toledo	.320	39	153	30	49	90	10	2	9	33	0	0	3	22	35	0	0	.416	.588	2
	<b>DETROIT</b>	<b>.203</b>	<b>94</b>	<b>335</b>	<b>33</b>	<b>68</b>	<b>113</b>	<b>17</b>	<b>2</b>	<b>8</b>	<b>32</b>	<b>0</b>	<b>1</b>	<b>7</b>	<b>43</b>	<b>99</b>	<b>3</b>	<b>1</b>	<b>.306</b>	<b>.337</b>	<b>7</b>
2020	<b>DETROIT</b>	<b>.297</b>	<b>52</b>	<b>185</b>	<b>30</b>	<b>55</b>	<b>93</b>	<b>11</b>	<b>3</b>	<b>7</b>	<b>29</b>	<b>0</b>	<b>0</b>	<b>1</b>	<b>20</b>	<b>49</b>	<b>1</b>	<b>1</b>	<b>.369</b>	<b>.503</b>	<b>4</b>
2021	<b>DETROIT</b>	<b>.271</b>	<b>149</b>	<b>557</b>	<b>75</b>	<b>151</b>	<b>247</b>	<b>42</b>	<b>3</b>	<b>16</b>	<b>67</b>	<b>0</b>	<b>0</b>	<b>4</b>	<b>65</b>	<b>135</b>	<b>0</b>	<b>0</b>	<b>.351</b>	<b>.443</b>	<b>9</b>
MINOR LEAGUE TOTALS		.272	809	3007	433	818	1316	214	22	80	466	0	22	22	366	596	8	12	.353	.438	110
DETROIT TOTALS		.249	466	1710	232	426	709	105	11	52	195	0	6	21	206	461	7	4	.336	.415	34
NL TOTALS		.136	16	44	2	6	11	2	0	1	3	0	0	3	3	17	0	0	.240	.250	2
MAJOR LEAGUE TOTALS		.246	482	1754	234	432	720	107	11	53	198	0	6	24	209	478	7	4	.334	.410	36

## MAJOR LEAGUE CAREER FIELDING

	G	TC	PO	A	E	DP	PCT
First Base	64	474	439	31	4	52	.992
Third Base	400	1041	279	731	31	82	.970

## MAJOR LEAGUE CAREER HIGHS

- Hits:** 5 - March 31, 2019 at Toronto
- Home Runs:** 2 (three times) - last, September 12, 2021 vs. Tampa Bay
- RBI:** 4 (twice) - last, September 8, 2020 vs. Milwaukee
- Stolen Bases:** 1 (seven times) - last, September 4, 2020 vs. Minnesota
- Hitting Streak:** 10 - August 4-14, 2021





# 66

## DREW CARLTON

NON-ROSTER INVITEE

HT: 6-1 WT: 207 BT: R TH: R BORN: 9/8/1995 IN LAKELAND, FL

RIGHTHANDED PITCHER

Opening Day Age: 26      Residence: Winter Haven, FL

Major League Service: 0.030      Signed Through: 2022

How Obtained: Selected by the Tigers in the 32nd round of the 2017 MLB Draft

### SEASON HIGHLIGHTS

Spent the majority of the **2021** season with Triple A Toledo, appearing in 33 games, including two starts... also saw the first big league action of his career pitching in four games with Detroit.

- Posted a 1.07 WHIP with the Mud Hens and limited opponents to a .232 (46x198) opponent batting average.
- Did not allow a run in eight of his first 11 outings with Toledo, posting a 2-0 record with a 1.59 ERA (17.0IP/3ER) with 14 strikeouts.
- Made his Major League debut on September 4 at Cincinnati, needing just one pitch to retire the only batter he faced...according to the Elias Sports Bureau, he became the first Tigers pitcher since at least 2000 to throw just one pitch in his big league debut...the last MLB pitcher to do so was San Diego's Buddy Baumann on July 16, 2016.
- Recorded the first strikeout of his big league career on September 11 vs. Tampa Bay, fanning Nelson Cruz in the ninth inning.

Worked out remotely during the **2020** season as a result of the COVID-19 pandemic.

Made a career high 45 appearances with Double A Erie in **2019**.

- Selected to the Eastern League midseason All-Star Team and was named a Double A All-Star by *Baseball America*...was also selected a Tigers Organization All-Star by MiLB.com.
- Ranked tied for fifth in the Eastern League with 45 appearances, while he was sixth with 19 saves.
- Converted his first 17 save opportunities of the season before having a blown save on August 24 at Harrisburg.
- Named the Tigers Minor League Pitcher of the Month for August, compiling a 2-0 record with seven saves, a 0.55 ERA (16.1IP/1ER) and 17 strikeouts.

Spent most of the **2018** season with Single A Lakeland, pitching in 34 games for the Flying Tigers.

- Finished the season tied for eighth in the Florida State League with nine saves.

Began his professional career in **2017**, making 20 appearances between the GCL Tigers West, Single A Connecticut and Single A West Michigan...was named the Minor League Pitcher of the Year for Connecticut.

- Ranked second in the New York-Penn League with 10 saves.
- Appeared in 11 games with Connecticut in August and had a 1-0 record with nine saves, a 0.75 ERA (12.0IP/1ER) and 18 strikeouts.

### AMATEUR HIGHLIGHTS

- Played collegiately at Florida State University, where he was a team captain for the **2017** Seminole team that advanced to the College World Series.

### TRANSACTIONS

- Selected by the Tigers in the 32nd round of the 2017 MLB Draft

**DREW MICHAEL CARLTON'S CAREER RECORD**

Year	Club	W-L	ERA	G	GS	CG	SHO	SV	IP	H	TBF	R	ER	HR	HB	BB	SO	WP	BK	AVG
2017	GCL Tigers West	0-0	0.90	6	0	0	0	2	10.0	10	40	2	1	0	1	1	9	1	0	.263
	Connecticut	1-0	1.29	13	0	0	0	10	14.0	8	52	2	2	1	0	2	20	2	0	.160
	West Michigan	0-0	0.00	1	0	0	0	0	1.0	0	4	0	0	0	0	0	0	0	0	.000
2018	Lakeland	4-2	2.38	34	0	0	0	9	56.2	46	226	19	15	0	1	11	57	0	0	.217
	Erie	0-0	1.64	5	0	0	0	0	11.0	11	44	3	2	0	1	1	11	0	0	.275
2019	Erie	4-3	1.46	45	0	0	0	19	68.0	48	266	20	11	3	1	18	65	0	0	.200
2020	Did not play																			
2021	Toledo	3-3	2.92	33	2	0	0	4	52.1	46	208	22	17	5	0	10	49	1	0	.232
	<b>DETROIT</b>	<b>0-0</b>	<b>4.91</b>	<b>4</b>	<b>0</b>	<b>0</b>	<b>0</b>	<b>0</b>	<b>3.2</b>	<b>6</b>	<b>19</b>	<b>2</b>	<b>2</b>	<b>1</b>	<b>0</b>	<b>4</b>	<b>1</b>	<b>0</b>	<b>0</b>	<b>.429</b>
MINOR LEAGUE TOTALS		12-8	2.03	137	2	0	0	44	213.0	169	840	68	48	9	4	43	211	4	0	.216
MAJOR LEAGUE TOTALS		0-0	4.91	4	0	0	0	0	3.2	6	19	2	2	1	0	4	1	0	0	.429

**MAJOR LEAGUE CAREER FIELDING**

	G	TC	PO	A	E	DP	PCT
Pitcher	4	0	0	0	0	0	---

**MAJOR LEAGUE CAREER HIGHS**

**Longest Winning Streak in Games with Decision:** No Major League winning streaks

**Longest Losing Streak in Games with Decision:** No Major League losing streaks

**Strikeouts:** 1 - September 11, 2021 vs. Tampa Bay

**Walks:** 3 - September 16, 2021 at Tampa Bay

**Innings (starter):** No Major League Starts

**Innings (relief):** 2.0 - September 6, 2021 at Pittsburgh



# 30

## HAROLD CASTRO

HT: 5-10 WT: 195 BT: L TH: R BORN: 11/30/1993 IN CARACAS, VZ

INFIELDER/OUTFIELDER

Opening Day Age: 28 Residence: Kissimmee, FL

Major League Service: 2.141 Signed through: 2022

How Obtained: Signed by the Tigers as a Minor League free agent on October 31, 2018

**SEASON HIGHLIGHTS**

Played in a career-high 106 games in 2021.

- Excelled in clutch situations during the season, hitting .366 (30x82) in tie games, .315 (17x54) in late and close situations and .325 (13x40) with two outs and runners in scoring position.
- Made his first Major League pitching appearance on April 5 vs. Minnesota, throwing a hitless ninth inning with one walk...finished the season with three pitching appearances, becoming the first Tigers primary position player to pitch in three-or-more games in a season since Willie Smith made 11 outings in 1963.
- Recorded the first walk-off hit of his big league career on May 15 vs. Chicago (NL), knocking a game-winning single with two outs in the 10th inning.
- Began the season with 20 straight singles before hitting a double in the ninth inning on May 18 at Seattle...was the first Tigers player since Bob Swift in 1951 to open a season with 20 consecutive singles.
- Posted five straight multi-hit games from May 16-25, equaling the longest streak of his career (also, September 10-15, 2019).
- Hit his first home run of the season on June 12 vs. Chicago (AL), a two-run shot off Dylan Cease...was his first homer since September 14, 2019.
- Batted .431/.436/.471 with two doubles and eight RBI over a 16-game stretch from June 30-July 30...had nine multi-hit games during that stretch.
- Had a go-ahead pinch hit RBI single in the 10th inning on August 20 at Toronto...marked the first time a Tiger has had a go-ahead pinch hit in extra innings since June 13, 1999 at St. Louis, when Frank Catalanotto hit a go-ahead pinch hit homer in the 10th inning.
- Homered in back-to-back games for the first time in his career on September 1-2 vs. Oakland...his homer on September 2 traveled 447 feet, the second longest by a Tiger during the season (Akil Baddoo, 450 feet on April 12 at Houston) and the second-longest homer at Comerica Park in 2021 (Byron Buxton, 451 feet on April 6).
- Had extra-base hits in four straight games from August 30-September 3...after only having seven extra-base hits through his first 81 games of the season, he recorded five extra-base knocks during this four-game stretch.
- Provided the game-winning hit on September 20 vs. Chicago (AL) with an eighth inning single off Craig Kimbrel...marked his third go-ahead hit of the season in the eighth inning-or-later.

- Hit safely in 17-of-23 games from August 29-September 30, batting .354/.368/.554 with seven doubles, two home runs and 11 RBI.

Appeared in just under half of the club's 57 games during the **2020** season, due to time on the injured list recovering from a left hamstring strain.

- Played 22 games for the Tigers during the season, batting .347/.407/.429 with six runs scored, four doubles and three RBI.
- The utilityman made starts at seven different positions during the 2020 campaign: three at right field; two at first base, third base and shortstop; and one at left field, center field and designated hitter.
- Had a career-high, seven-game hitting streak from August 10-September 19...over that stretch he batted .526/.571/.737 with a pair of multi-hit efforts...the streak was also tied for the fifth longest by a Tiger this season (long, Cabrera with 13 games).
- Posted his first multi-hit game of 2020 on August 16 vs. Cleveland, going 3x4 with two runs scored, a double and walk...marked the 10th time in his career he's had a game with three-or-more hits, most recently happening on September 15, 2019 vs. Baltimore.

Spent most of the **2019** season with the Tigers, playing in 97 games.

- Named the Tigers Rookie of the Year by Detroit Sports Media.
- Led the American League and ranked third among all rookies (min. 350 at-bats) with a .291 (103x354) batting average...also ranked tied for first among American League rookies with four triples, tied for fifth with nine games of three-or-more hits and sixth with 28 multi-hit games.
- Had four-hit games on July 14 at Kansas City and September 7 at Oakland...joined Cleveland's Oscar Mercado and Houston's Yordan Alvarez as the only American League rookies with multiple four-hit games in 2019.
- Appeared at seven different defensive positions throughout the season, playing 34 games at second base, 30 games in center field, 10 games at third base, eight games in left field, seven games in right field, two games at shortstop and one game at first base.
- Selected as the Tigers Minor League Player of the Month for April, batting .353/.392/.544 with four doubles, three home runs and 21 RBI in 17 games with Triple A Toledo.
- Posted a 20-game hitting streak with Triple A Toledo from April 15-May 23, hitting .382/.435/.592 with four doubles, four home runs and 23 RBI.
- Blasted the first home run of his big league career on June 19 at Pittsburgh, hitting a solo shot in the third inning off Trevor Williams.
- Had a pair of hits in the third inning on July 14 at Kansas City, becoming the first Tigers player to have multiple hits in an inning since Ian Kinsler on April 25, 2017 vs. Seattle.
- Finished the season on a strong note, hitting .318/.333/.398 with two doubles, one triple, one home run and seven RBI in 22 games in September.

Combined to appear in 103 games between Double A Erie and Triple A Toledo in **2018**...also saw the first Major League action of his career, playing in six games with the Tigers.

- Played in 20 games between Erie and Toledo in June, hitting .324/.342/.392 with 10 runs scored, five doubles and eight RBI.
- Made his Major League debut as a pinch runner in the ninth inning on September 23 vs. Kansas City.
- Made his first Major League start on September 25 at Minnesota and notched his first big league hit, stolen base and run scored in the eighth inning.
- Saw time in 58 games with Leones del Caracas of the Venezuelan Winter League, hitting .341/.371/.450 with 37 runs scored, 12 doubles, two triples, three home runs and 26 RBI...led the VWL in hits (84), while he was third in batting average, runs scored and total bases and fourth in doubles.

Spent the majority of the **2017** season with Double A Erie, appearing in 106 games.

- Ranked as the fifth-toughest batter to strike out in the Eastern League, fanning once every 8.47 plate appearances.
- Collected a season-high four hits on May 20 at Altoona...also had four hits on August 12 vs. New Hampshire.
- Named Eastern League Player of the Week for the week ending August 13...hit .571/.609/.857 with five runs scored, four doubles, one triple and five RBI in five games.
- Played in 48 games with Leones del Caracas in the Venezuelan Winter League, hitting .270/.313/.337 with 12 runs scored, nine doubles, one triple and 10 RBI.

Spent in 105 games with Double A Erie in **2016**.

- Finished the month of August hitting .300/.319/.386 with eight runs scored, three doubles, one home run and seven RBI in 20 games.
- Batted .290/.317/.389 with seven doubles, three triples and 16 RBI in 44 games with Leones del Caracas of the Venezuelan Winter League.

Spent the entire **2015** season with Double A Erie, appearing in 101 games with the SeaWolves.

- Collected a season-high three hits on May 9 vs. Reading...also had three hits on June 7 vs. Altoona and August 12 at Portland.
- Played in 19 games in August, batting .310/.339/.414 with 10 runs scored, four doubles, one triple and seven RBI.
- Hit .295/.326/.432 with three doubles, one home run and six RBI in 32 games with Leones del Caracas of the Venezuelan Winter League.



# 2022 TIGERS

- Ranked as the 28th-best prospect in the Tigers organization by *Baseball America*.

Split the **2014** season between Single A West Michigan and Single A Lakeland.

- Hit safely in 18 straight games from July 23-August 14...batted .389/.408/.417 with seven runs scored, two doubles and four RBI.

Combined to play in 62 games between Single A West Michigan and Single A Lakeland in **2013**.

- Collected a season-high three hits on May 15 at Palm Beach...also had three hits on August 4 vs. Dayton and September 1 at Lansing.
- Rated as the 17th-best prospect in the Tigers organization by *Baseball America*.

Appeared in 51 games with the GCL Tigers in **2012**.

- Ranked tied for third in the Gulf Coast League with 14 doubles, while he finished fourth with 60 hits and fifth with a .311 (60x193) batting average.
- Compiled a 13-game hitting streak from August 6-21, hitting .380/.407/.520 with four runs scored, seven doubles and eight RBI.
- Ranked as the 18th-best prospect in the Gulf Coast League by *Baseball America*.

Tabbed the VSL Tigers Player of the Year in **2011**.

- Led the Venezuelan Summer League with 24 stolen bases, while he finished second with 252 at-bats, third with 79 hits and tied for fourth with 44 runs scored.
- Topped league second basemen with a .965 fielding percentage, 288 total chances, 135 putouts, 143 assists and 35 double plays.
- Had a 12-game hitting streak from June 25-July 9...hit .383/.408/.404 with eight runs scored, one double and five RBI.
- Collected a season-high four hits on July 23 at the VSL Phillies.

## TRANSACTIONS

- Signed by the Tigers as a non-drafted free agent on March 15, 2011 (signing scout: Pedro Chavez)
- Signed by the Tigers as a Minor League free agent on October 31, 2018
- On injured list, August 19-September 18, 2020 (left hamstring strain)

## HAROLD ARNALDO CASTRO'S CAREER RECORD

Year	Club	AVG	G	AB	R	H	TB	2B	3B	HR	RBI	SH	SF	HB	BB	SO	SB	CS	OBP	SLG	E
2011	VSL Tigers	.313	63	252	44	79	92	10	0	1	32	5	0	4	11	21	24	7	.352	.365	15
2012	GCL Tigers	.311	51	193	24	60	81	14	2	1	21	9	3	1	10	25	15	3	.343	.420	9
2013	West Michigan	.231	41	147	17	34	46	7	1	1	11	3	1	0	2	40	5	1	.240	.313	12
	Lakeland	.274	21	73	8	20	24	2	1	0	11	1	1	0	5	22	3	2	.316	.329	1
2014	West Michigan	.250	20	72	8	18	23	5	0	0	3	4	1	1	5	7	3	2	.304	.319	0
	Lakeland	.299	57	211	17	63	68	5	0	0	10	8	1	3	9	40	8	8	.335	.322	3
2015	Erie	.256	101	336	41	86	105	12	2	1	26	6	6	1	14	63	17	9	.283	.313	12
2016	Erie	.247	105	392	41	97	127	16	1	4	23	9	2	2	11	63	6	7	.270	.324	10
2017	Lakeland	.364	8	33	3	12	16	2	1	0	3	0	0	0	3	2	0	0	.364	.485	0
	Erie	.290	106	414	51	120	147	16	4	1	30	6	5	6	18	53	20	9	.325	.355	6
2018	Erie	.282	29	110	10	31	36	5	0	0	10	0	1	1	4	21	2	1	.310	.327	1
	Toledo	.257	74	241	24	62	76	8	0	2	19	3	2	0	5	47	3	3	.270	.315	18
	<b>DETROIT</b>	<b>.300</b>	<b>6</b>	<b>10</b>	<b>2</b>	<b>3</b>	<b>3</b>	<b>0</b>	<b>0</b>	<b>0</b>	<b>0</b>	<b>0</b>	<b>0</b>	<b>0</b>	<b>2</b>	<b>1</b>	<b>0</b>	<b>.300</b>	<b>.300</b>	<b>0</b>	
2019	Toledo	.328	31	122	20	40	59	5	1	4	25	2	1	0	9	26	1	3	.371	.484	3
	<b>DETROIT</b>	<b>.291</b>	<b>97</b>	<b>354</b>	<b>30</b>	<b>103</b>	<b>136</b>	<b>10</b>	<b>4</b>	<b>5</b>	<b>38</b>	<b>2</b>	<b>4</b>	<b>0</b>	<b>9</b>	<b>86</b>	<b>4</b>	<b>2</b>	<b>.305</b>	<b>.384</b>	<b>7</b>
2020	<b>DETROIT</b>	<b>.347</b>	<b>22</b>	<b>49</b>	<b>6</b>	<b>17</b>	<b>21</b>	<b>4</b>	<b>0</b>	<b>0</b>	<b>3</b>	<b>0</b>	<b>0</b>	<b>0</b>	<b>5</b>	<b>11</b>	<b>0</b>	<b>0</b>	<b>.407</b>	<b>.429</b>	<b>0</b>
2021	<b>DETROIT</b>	<b>.283</b>	<b>106</b>	<b>315</b>	<b>35</b>	<b>89</b>	<b>113</b>	<b>13</b>	<b>1</b>	<b>3</b>	<b>37</b>	<b>4</b>	<b>5</b>	<b>1</b>	<b>14</b>	<b>72</b>	<b>1</b>	<b>1</b>	<b>.310</b>	<b>.359</b>	<b>3</b>
MINOR LEAGUE TOTALS		.278	707	2596	308	722	900	107	13	15	224	56	24	19	103	431	109	55	.308	.347	90
MAJOR LEAGUE TOTALS		.291	231	728	73	212	273	27	5	8	78	6	9	1	28	171	6	3	.315	.375	10

## MAJOR LEAGUE CAREER FIELDING

	G	TC	PO	A	E	DP	PCT
Pitcher	3	0	0	0	0	0	---
First Base	18	78	73	5	0	6	1.000
Second Base	71	268	116	146	6	34	.978
Third Base	26	62	16	43	3	6	.978
Shortstop	51	145	44	101	0	15	1.000
Outfield	61	119	115	3	1	1	.992

## MAJOR LEAGUE CAREER HIGHS

- Hits:** 4 (twice) - last, September 7, 2019 at Oakland
- Home Runs:** 1 (eight times) - last, September 2, 2021 vs. Oakland
- RBI:** 3 (four times) - last, June 30, 2021 at Cleveland (Game 1)
- Stolen Bases:** 1 (six times) - last, October 3, 2021 at Chicago (AL)
- Hitting Streak:** 7 - August 10-September 19, 2020





9

WILLI  
CASTRO

HT: 6-1 WT: 206 BT: S TH: R BORN: 4/24/1997 IN RIO PIEDRAS, PR

INFIELDER/OUTFIELDER

Opening Day Age: 24

Residence: Port St. Lucie, FL

Major League Service: 2.017

Signed Through: 2022

How Obtained: Acquired by the Tigers from Cleveland in exchange for Leonys Martin and Kyle Dowdy on July 31, 2018

## CAREER HIGHLIGHTS

- Finished tied for fourth in American League Rookie of the Year voting following the 2020 season.
- Named the Tigers co-Minor League Player of the Year in 2019.

## SEASON HIGHLIGHTS

Played in a career-high 125 games with the Tigers in 2021.

- Showed positional flexibility during the season, starting 81 games at second base, 19 games at shortstop and making the first 10 starts of his career in left field.
- Finished the season with a career-best six triples, which ranked tied for fourth in the American League.
- Earned a spot on the Major League Opening Day roster for the first time in his career.
- Hit a single with an exit velocity of 115.4 MPH on April 6 vs. Minnesota...marked the hardest hit ball of his career and the second hardest for any Tigers batted ball in the Statcast Era (2015-present).
- Batted in the leadoff spot for the first time in his Major League career on April 9 at Cleveland.
- Homered on his birthday on April 24 vs. Kansas City, becoming the first Tigers player to homer on his birthday since Miguel Cabrera on April 18, 2018 vs. Baltimore.
- Recorded his first Major League stolen base on May 15 vs. Chicago (NL).
- Reached base in all four plate appearances on June 4 at Chicago (AL), going 3x3 with a double and a walk...was the first time in his career reaching base four-plus times in a game.
- Had a pair of extra-base hits, including his fifth triple of the season, and tied a career high with three RBI on August 10 at Baltimore.
- Started in left field on August 14 vs. Cleveland, marking his first start in the outfield at any level of professional baseball...went 1x3 with his first career multi-stolen base game.
- Homered in back-to-back games for the first time in his career on August 18-19 vs. Los Angeles (AL).
- Went 2x4 on August 25 at St. Louis and hit .295/.311/.545 with three doubles, a triple, two home runs and six RBI over a 12-game stretch from August 10-25...had a pair of doubles on August 22 at Toronto, marking his first career multi-double game.

Posted one of the best seasons for a Tigers rookie in franchise history, and finished as one of the top rookies in the American League during the 2020 campaign.

- Over 36 games and 129 at-bats he hit .349/.381/.550 with 21 runs scored, four doubles, two triples, six homers and 24 RBI.
- Led American League rookies with at least 125 at-bats in batting average and slugging percentage, while he ranked second in on-base percentage, tied for fourth in RBI and fifth in home runs...was one of eight AL rookies to have more than 125 at-bats in 2020.
- His batting average finished as the second highest for a rookie in franchise history (min. 125 at-bats), trailing only Fred Haney's 1922 campaign, during which he batted .352 (75x213).
- Had hits in 21-of-25 games from August 20-September 20, including multiple knocks in nine of those contests, over which he batted a combined .352/.388/.560 with 12 runs scored, three doubles, two triples, four home runs and 16 RBI.
- Blasted a 445-foot moonshot on August 22 at Cleveland that finished the season ranked as the club's third-longest home run of the season, behind Miguel Cabrera's 450-foot shot on September 24 and C.J. Cron's 447-foot Opening Day missile at Cincinnati...ball was struck at 107.4 MPH, which ranked as his fifth-hardest hit ball of his season.
- Had a career-long, seven-game hitting streak to begin his season from August 20-September 2, over which he batted .462/.462/.731 with six runs scored, two doubles, one triple, one home run and five RBI...the streak was also tied for the fifth longest by a Tiger this season (long, Cabrera with 13 games).
- Ranked as the No. 9 prospect in the Tigers player development system by *Baseball America*.



Earned Tigers co-Minor League Player of the Year honors in **2019** after hitting .301/.366/.467 with 28 doubles, eight triples, 11 home runs and 62 RBI in 119 games with Triple A Toledo.

- At the time of his promotion to the Major Leagues on August 25, he ranked tied for first in the International League in triples, second in hits (140) and tied for fifth in runs (75) and total bases (217).
- Selected to the International League All-Star Team.
- Opened the season on a 13-game hitting streak with Triple A Toledo from April 4-19, hitting .327/.414/.388 with one double, one triple and four RBI.
- Hit over .300 in each of the first two months of the season with Toledo, batting .337/.422/.465 with four doubles, two triples, one home run and nine RBI in April, while he hit .333/.396/.531 with five doubles, four triples, two home runs and 13 RBI in May.
- Belted a pair of solo home runs on August 21 at Indianapolis.
- Made his Major League debut on August 24 at Minnesota, starting at shortstop and going 2x4 with a double...recorded the first hit of his big league career in the sixth inning, hitting a double off Kyle Gibson.
- Hit a go-ahead RBI double in the 11th inning on September 6 at Oakland, marking his first career go-ahead hit.
- Belted the first home run of his Major League career on September 22 vs. Chicago (AL), hitting a solo shot in the seventh inning off Josh Osich.
- Recorded the first three-hit game of his big league career on September 26 vs. Minnesota, finishing the game 3x4 with a triple and RBI.
- Rated as the ninth-best prospect in the Tigers organization by *Baseball America*.

Began the **2018** season in the Cleveland Indians organization, before being acquired by the Tigers on July 31.

- Named to the Eastern League midseason All-Star Team.
- Led the Eastern League with nine sacrifice hits.
- Had a four-hit performance, including three doubles, and drove in a season-high five runs on May 25 vs. Richmond...also had a four-hit game on August 8 vs. Portland.
- Played in 31 games in August/September, hitting .317/.353/.516 with 12 runs scored, nine doubles, two triples, four home runs and 15 RBI.
- Saw time in 24 games with Leones del Escogido in the Dominican Winter League, batting .237/.265/.402 with 10 runs scored, four doubles, three triples, two home runs and eight RBI.
- Ranked as the No. 7 prospect in the Indians organization by *Baseball America*.

Spent the entire **2017** season with Single A Lynchburg, playing in 123 games.

- Selected to the Carolina League midseason and postseason All-Star Teams...was also named an organization All-Star by MiLB.com.
- Ranked second in the Carolina League with 136 hits, while he was third with 199 total bases and fourth with a .290 (136x469) batting average.
- Played in 26 games during May, hitting .319/.366/.429 with 13 runs scored, seven doubles, one home run and 13 RBI.
- Appeared in eight games with Leones del Escogido in the Dominican Winter League, hitting .448/.484/.586 with five runs scored, one double, one home run and six RBI.
- Rated as the No. 15 prospect in the Cleveland system and the 12th-best prospect in the Carolina League by *Baseball America*.

Played in 123 games with Single A Lake County in **2016**.

- Named to the Midwest League midseason All-Star Team.
- Led Lake County with 123 games played, 48 runs scored, 134 hits, eight triples and 16 stolen bases.
- Turned in a four-hit performance on April 28 vs. Burlington...also had four hits on July 29 vs. South Bend and August 7 vs. Dayton.
- Drove in a season-high six runs and went 2x5 with a home run on July 17 vs. Quad Cities.
- Ranked as the No. 26 prospect in the Indians organization by *Baseball America*.

Spent the entire **2015** season with Single A Mahoning Valley, seeing time in 67 games.

- Ranked fourth in the New York-Penn League with 20 stolen bases, while he was the third-toughest batter to strike out in the league, fanning once every 9.71 plate appearances.

Completed his first season of professional baseball in **2014**, appearing in 43 games with the AZL Indians.

#### TRANSACTIONS

- Signed by Cleveland as a non-drafted free agent on July 2, 2013
- Acquired by the Tigers from Cleveland in exchange for Leonys Martin and Kyle Dowdy on July 31, 2018
- On injured list, September 27-28, 2020 (right shoulder soreness)



**WILLI RAFAEL CASTRO'S CAREER RECORD**

Year	Club	AVG	G	AB	R	H	TB	2B	3B	HR	RBI	SH	SF	HB	BB	SO	SB	CS	OBP	SLG	E
2014	AZL Indians	.239	43	155	31	37	54	5	3	2	11	5	0	4	6	33	9	4	.285	.348	9
2015	Mahoning Valley	.264	67	273	34	72	90	9	3	1	25	8	3	7	10	31	20	7	.304	.330	22
2016	Lake County	.259	123	518	68	134	192	21	8	7	49	3	5	3	19	96	16	11	.286	.371	25
	Lynchburg	.222	3	9	0	2	2	0	0	0	0	0	0	0	2	0	1	.222	.222	0	0
	Lynchburg	.290	123	469	69	136	199	24	3	11	58	2	4	7	28	90	19	9	.337	.424	25
2018	Akron	.245	97	371	55	91	130	20	2	5	39	7	1	3	28	84	13	4	.303	.350	13
	Erie	.324	26	105	12	34	59	9	2	4	13	2	0	1	6	25	4	1	.366	.562	2
	Toledo	.286	5	21	0	6	6	0	0	0	2	0	0	0	5	1	0	.286	.286	0	0
2019	Toledo	.301	119	465	75	140	217	28	8	11	62	3	6	14	37	110	17	4	.366	.467	23
	<b>DETROIT</b>	<b>.230</b>	<b>30</b>	<b>100</b>	<b>10</b>	<b>23</b>	<b>34</b>	<b>6</b>	<b>1</b>	<b>1</b>	<b>8</b>	<b>1</b>	<b>1</b>	<b>2</b>	<b>6</b>	<b>34</b>	<b>0</b>	<b>1</b>	<b>.284</b>	<b>.340</b>	<b>4</b>
2020	<b>DETROIT</b>	<b>.349</b>	<b>36</b>	<b>129</b>	<b>21</b>	<b>45</b>	<b>71</b>	<b>4</b>	<b>2</b>	<b>6</b>	<b>24</b>	<b>1</b>	<b>2</b>	<b>1</b>	<b>7</b>	<b>38</b>	<b>0</b>	<b>1</b>	<b>.381</b>	<b>.550</b>	<b>6</b>
2021	Toledo	.391	5	23	7	9	14	2	0	1	2	0	0	0	2	2	0	.391	.609	0	0
	<b>DETROIT</b>	<b>.220</b>	<b>125</b>	<b>413</b>	<b>56</b>	<b>91</b>	<b>145</b>	<b>15</b>	<b>6</b>	<b>9</b>	<b>38</b>	<b>3</b>	<b>3</b>	<b>8</b>	<b>23</b>	<b>109</b>	<b>9</b>	<b>4</b>	<b>.273</b>	<b>.351</b>	<b>10</b>
MINOR LEAGUE TOTALS		.274	611	2409	351	661	963	118	29	42	261	30	19	39	134	478	101	41	.321	.400	119
MAJOR LEAGUE TOTALS		.248	191	642	87	159	250	25	9	16	70	5	6	11	36	181	9	6	.296	.389	20

**MAJOR LEAGUE CAREER FIELDING**

	G	TC	PO	A	E	DP	PCT
Second Base	92	362	142	212	8	47	.978
Third Base	8	16	3	12	1	0	.938
Shortstop	76	254	85	158	11	35	.957
Outfield	10	17	16	1	0	0	1.000

**MAJOR LEAGUE CAREER HIGHS**

**Hits:** 3 (eight times) - last, October 3, 2021 at Chicago (AL)  
**Home Runs:** 1 (16 times) - last, August 19, 2021 vs. Los Angeles (AL)  
**RBI:** 3 (seven times) - last, August 10, 2021 at Baltimore  
**Stolen Bases:** 2 - August 14, 2021 vs. Cleveland  
**Hitting Streak:** 8 - September 20, 2020-April 3, 2021



# 67

## JOSÉ CISNERO

HT: 6-3 WT: 258 BT: R TH: R BORN: 4/11/1989 IN BAJOS DE HAINA, DR

RIGHTHANDED PITCHER

Opening Day Age: 32 Residence: San Francisco de Macoris, DR

Major League Service: 4.020 Signed Through: 2022

How Obtained: Signed by the Tigers as a Minor League free agent on November 8, 2018

**SEASON HIGHLIGHTS**

Was a key part of the Tigers bullpen in **2021**, establishing career highs in appearances (67), wins (4), innings pitched (61.2) and strikeouts (62).

- Finished the season with 18 holds, which ranked tied for 10th in the American League.
- Posted a career-high average velocity on his fastball...topped out at 99.9 MPH on June 27 vs. Houston, the fastest pitch of his career.
- Made the 100th appearance of his Major League career on April 7 vs. Minnesota, throwing 2.0 perfect innings with three strikeouts.
- Did not allow an earned run in nine consecutive outings from May 13-31, throwing 7.2 innings with three hits and 10 strikeouts.
- Earned his first Major League save on June 5 at Chicago (AL), retiring all three batters he faced.
- Picked up his first win of the season on June 20 at Los Angeles (AL), working 2.0 perfect innings with three strikeouts.
- Named the Tigers Pitcher of the Month for June, appearing in 12 games during the month and posting a 1-2 record with a 0.68 ERA (13.1IP/1ER) and 13 strikeouts...allowed just seven hits, limiting opponents to a .159 batting average, while he also had a 0.83 WHIP...among Major League relievers with at least 13.0 innings pitched, he ranked fourth in ERA, tied for sixth in WHIP and tied for seventh in opponent batting average.
- Did not allow a run in 11 consecutive appearances from June 14-July 8, throwing 11.2 scoreless innings with 11 strikeouts...did not allow an earned run in 24 of 25 outings from May 13-July 8, and had a 0.37 ERA (24.1IP/1ER) with 25 punchouts in that span...among big league relievers with at least 24.0 innings pitched during that stretch, he ranked first in ERA, fourth in WHIP (0.70) and fifth in opponents batting average (.143).



- Posted a 1-0 record with a 1.65 ERA (16.1IP/3ER) and 10 strikeouts over 17 outings from August 1-September 17.
- Placed on the injured list on September 14 and missed the rest of the season with a right elbow laceration.

Established himself as a mainstay in the back-end of the Tigers bullpen during the **2020** season, with all 29 of his appearances coming in the seventh inning-or-later.

- Posted a 3-3 record and 3.03 ERA (29.2IP/10ER) on 23 hits and 10 walks, while striking out 34...marked career highs in wins, holds (6), strikeouts per nine innings (10.31), and career lows in ERA, WHIP (1.11), FIP (2.63), and walks per nine innings (3.03)...held opponents scoreless in 23-of-29 outings on the season.
- Among all Major League relievers he ranked tied for third with 29 appearances and seventh with 29.2 innings pitched.
- Tied a career high with 17 inherited runners, which ranked tied for seventh in the American League this season...allowed just one of those inherited runners to score, giving him the lowest inherited runner score percentage (5.9) in all of baseball among pitchers with at least 17 IR.
- Did not allow a run over 11 consecutive appearances from August 12 to September 4...allowed only two hits and four walks over that span, while striking out 15...opponents hit .057 (2x35) during the stretch.
- Made his 28th career multi-inning relief appearance on September 15 vs. Kansas City, tossing 1.1 scoreless innings and stranding both runners he inherited...has had great success in his career in multi-inning outings, posting a combined 3-1 record and 1.75 ERA (56.2IP/11ER) on 47 hits and 15 walks, while striking out 57.

Split the **2019** season between Detroit and Triple A Toledo...appeared at the Major League level for the first time since 2014.

- Made eight multi-inning relief appearances for the Tigers...allowed just one run to score in those outings, compiling 14.2 innings with eight hits and three walks, while striking out 15.
- Did not allow a run over his final nine appearances with Triple A Toledo from June 5-July 21, throwing 10.0 scoreless innings.
- Allowed just one earned run over 10 appearances with Detroit between August 20 and September 12...posted a 1.13 ERA (8.0IP/1ER) over that span, allowing three hits and four walks, while striking out 11.
- Pitched in eight games with Leones del Escogido in the Dominican Winter League, and had a 0-1 record with a 0.96 ERA (9.1IP/1ER) and 16 strikeouts.

Appeared in 22 games with Leones del Escogido in the Dominican Winter League in **2018**, compiling a 1-2 record with a 4.74 ERA (19.0IP/10ER) and 20 strikeouts.

Pitched for Cardenales de Lara in the Venezuelan Winter League in **2017**, posting a 1-1 record with a 2.61 ERA (10.1IP/3ER) and nine strikeouts in 12 appearances.

Played for both Sultanes de Monterrey in the Mexican League and the New Jersey Jackals of the Canadian-American Association in **2016**.

Made four appearances with Double A Pensacola in **2015** after missing most of the season due to injury.

- Missed the first two months of the season recovering from Tommy John surgery.
- Sidelined from June 15-September 16 with a right back strain.
- Made 19 appearances with Gigantes del Cibao in the Dominican Winter League, posting a 2-1 record with a 4.32 ERA (16.2IP/8ER) and 20 strikeouts.

Limited to 11 appearances between Houston and Triple A Oklahoma in **2014**.

- Sidelined from May 7-November 3 with a right elbow sprain...underwent Tommy John surgery, which was performed by Dr. Thomas Mehlhoff.

Made his Major League debut in **2013** with Houston, appearing in 28 games.

- Made his Major League debut on April 22 vs. Seattle, throwing 3.2 shutout innings of relief with one strikeout.
- Earned his first big league victory on May 18 at Pittsburgh, striking out five and tossing 3.2 scoreless innings.
- Did not allow an earned run in 10 consecutive appearances from May 18-June 26, throwing 19.1 innings and striking out 23.
- Pitched for Gigantes del Cibao of the Dominican Winter League and had a 4.91 ERA (3.2IP/2ER) and three strikeouts in six appearances.
- Ranked as the No. 15 prospect in the Astros system by *Baseball America*.

Split the **2012** season between Double A Corpus Christi and Triple A Oklahoma City, starting 28 games.

- Ranked second among Houston Minor Leaguers with 148 strikeouts.
- Led the Texas League with two complete games, while he ranked third with 116 strikeouts.
- Allowed just eight home runs in 148.1 innings, good for a mark of 0.54 home runs per 9.0 innings.

- Earned Texas League Pitcher of the Week honors twice during the season, first for the week ending June 3, when he threw 7.0 scoreless innings with seven strikeouts at Arkansas...received the honor for a second time for the week ending July 22, when he made two starts and went 2-0 with a 1.72 ERA (15.2IP/3ER) and 15 strikeouts.
- Threw the first shutout of his professional career on June 16 at Frisco, allowing just two hits and striking out six.
- Rated as the 26th-best prospect in the Astros organization by *Baseball America*.

Led all Astros Minor Leaguers with 152 strikeouts in **2011**, as he spent the entire season with Single A Lancaster.

- Paced the California League with 11.09 strikeouts per 9.0 innings, while he ranked second with a .246 (115x468) opponent batting average and sixth with 152 strikeouts.
- Struck out 11 batters on April 12 vs. San Jose...had four other double-digit strikeout performances during the season, striking out 13 on May 3 vs. Rancho Cucamonga, 11 on July 15 at High Desert, 11 on July 21 vs. High Desert and 10 on September 2 vs. Lake Elsinore.
- Named the Lancaster Pitcher of the Month for May, posting a 2-2 record with a 3.90 ERA (32.1IP/14ER) and 34 strikeouts in six starts.
- Sidelined from August 25-September 1 with a left ankle strain.

Started 26 games with Single A Lexington in **2010**.

- Named an organization All-Star by MiLB.com.
- Ranked seventh in the South Atlantic League with 126 strikeouts...was fourth among South Atlantic League starters with a .221 (106x480) opponent batting average and 8.53 strikeouts per 9.0 innings.
- Tabbed Lexington Pitcher of the Month for August, compiling a 2-1 record with a 3.31 ERA (35.1IP/13ER) and 27 strikeouts in six starts.

Spent the entire **2009** season with Single A Greeneville, making 13 starts.

- Led the Appalachian League with a .165 (32x194) opponent batting average, while he was tied for the league lead with 13 starts and third with 64 strikeouts...also led all Appalachian League starters with 10.35 strikeouts per 9.0 innings.
- Selected Greeneville's Pitcher of the Month in both July and August...went 2-0 with a 3.43 ERA (21.0IP/8ER) and 22 strikeouts in five starts during July, while he was 1-1 with a 3.18 ERA (28.1IP/10ER) and 37 strikeouts in six August starts.

Completed his first season of professional baseball in **2008**, making 10 appearances, including six starts, with the DSL Astros.

- Threw 5.0 shutout innings and struck out a season-high nine batters on August 19 at the DSL Pirates.
- Made three appearances in August and did not allow an earned run in 13.2 innings, striking out 19 and allowing seven hits.

#### TRANSACTIONS

- Signed by Houston as a non-drafted free agent on December 6, 2007
- On temporarily inactive list, August 31-September 4, 2010
- On injured list, August 25-September 1, 2011 (left ankle strain)
- On injured list, May 7-November 3, 2014 (right elbow sprain)
- Signed by Cincinnati as a Minor League free agent on November 17, 2014
- On injured list, June 15-September 16, 2015 (right back strain)
- Signed by Arizona as a Minor League free agent on December 11, 2015
- Signed by the Tigers as a Minor League free agent on November 8, 2018
- On injured list, September 13-October 4, 2021 (right elbow laceration)



## 2022 TIGERS

### JOSÉ LUIS CISNERO'S CAREER RECORD

Year	Club	W-L	ERA	G	GS	CG	SHO	SV	IP	H	TBF	R	ER	HR	HB	BB	SO	WP	BK	AVG
2008	DSL Astros	0-3	3.10	10	6	0	0	2	29.0	18	115	15	10	0	4	11	34	5	0	.180
2009	Greenville	4-2	3.56	13	13	0	0	0	55.2	32	236	25	22	5	8	30	64	7	2	.165
2010	Lexington	8-6	3.65	26	26	0	0	0	133.0	106	572	69	54	11	15	65	126	16	2	.221
2011	Lancaster	8-11	6.06	27	27	0	0	0	123.1	115	559	88	83	13	8	75	152	16	3	.246
2012	Corpus Christi	9-6	3.40	20	20	2	1	0	108.2	93	464	44	41	7	3	46	116	5	1	.227
	Oklahoma City	4-1	4.54	8	8	0	0	0	39.2	52	182	23	20	1	3	18	32	1	0	.329
2013	Oklahoma City	1-1	8.66	12	1	0	0	0	17.2	25	90	18	17	2	2	13	24	3	0	.333
	<b>Houston</b>	<b>2-2</b>	<b>4.12</b>	<b>28</b>	<b>0</b>	<b>0</b>	<b>0</b>	<b>0</b>	<b>43.2</b>	<b>49</b>	<b>198</b>	<b>23</b>	<b>20</b>	<b>5</b>	<b>1</b>	<b>22</b>	<b>41</b>	<b>1</b>	<b>2</b>	<b>.283</b>
2014	Oklahoma City	0-0	2.45	6	0	0	0	0	11.0	5	44	3	3	1	0	4	18	0	0	.125
	<b>Houston</b>	<b>0-0</b>	<b>9.64</b>	<b>5</b>	<b>0</b>	<b>0</b>	<b>0</b>	<b>0</b>	<b>4.2</b>	<b>8</b>	<b>25</b>	<b>5</b>	<b>5</b>	<b>0</b>	<b>0</b>	<b>4</b>	<b>5</b>	<b>0</b>	<b>0</b>	<b>.400</b>
2015	Pensacola	0-0	3.38	4	0	0	0	0	5.1	2	21	2	2	0	0	4	6	1	0	.118
2016	Sultanes de Monterrey*	0-0	5.25	13	0	0	0	1	12.0	13	54	9	7	2	0	6	16	3	0	.277
	New Jersey*	1-0	3.86	5	0	0	0	0	7.0	3	---	3	3	0	0	7	6	1	0	---
2019	Toledo	1-2	2.70	32	2	0	0	7	40.0	36	177	14	12	3	2	21	49	1	0	.235
	<b>DETROIT</b>	<b>0-4</b>	<b>4.33</b>	<b>35</b>	<b>0</b>	<b>0</b>	<b>0</b>	<b>0</b>	<b>35.1</b>	<b>35</b>	<b>162</b>	<b>21</b>	<b>17</b>	<b>5</b>	<b>3</b>	<b>19</b>	<b>40</b>	<b>1</b>	<b>0</b>	<b>.257</b>
2020	<b>DETROIT</b>	<b>3-3</b>	<b>3.03</b>	<b>29</b>	<b>0</b>	<b>0</b>	<b>0</b>	<b>0</b>	<b>29.2</b>	<b>23</b>	<b>123</b>	<b>10</b>	<b>10</b>	<b>1</b>	<b>3</b>	<b>10</b>	<b>34</b>	<b>0</b>	<b>0</b>	<b>.209</b>
2021	<b>DETROIT</b>	<b>4-4</b>	<b>3.65</b>	<b>67</b>	<b>0</b>	<b>0</b>	<b>0</b>	<b>4</b>	<b>61.2</b>	<b>51</b>	<b>265</b>	<b>34</b>	<b>25</b>	<b>6</b>	<b>4</b>	<b>31</b>	<b>62</b>	<b>4</b>	<b>0</b>	<b>.226</b>
MINOR LEAGUE TOTALS		35-32	4.22	158	103	2	1	9	563.1	484	2514	301	264	43	45	287	621	55	8	.231
DETROIT TOTALS		7-11	3.69	131	0	0	0	4	126.2	109	550	65	52	12	10	60	136	5	0	.231
MAJOR LEAGUE TOTALS		9-13	3.96	164	0	0	0	4	175.0	166	773	93	77	17	11	86	182	6	2	.250

\* - Not included in career totals

### MAJOR LEAGUE CAREER FIELDING

	G	TC	PO	A	E	DP	PCT
Pitcher	164	23	12	10	1	0	.957

### MAJOR LEAGUE CAREER HIGHS

**Longest Winning Streak in Games with Decision:** 4 - June 20-September 10, 2021

**Longest Losing Streak in Games with Decision:** 6 - June 30, 2013-September 18, 2019

**Strikeouts:** 5 (twice) - last, May 21, 2013 vs. Kansas City

**Walks:** 3 (twice) - last, July 29, 2021 vs. Baltimore

**Innings (starter):** No Major League starts

**Innings (reliever):** 3.2 (twice) - last, May 18, 2013 at Pittsburgh



# 21

## KODY CLEMENS

**HT: 6-1 WT: 170 BT: L TH: R BORN: 5/15/1996 IN HOUSTON, TX**

**INFIELDER**

**Opening Day Age:** 25 **Residence:** Houston, TX

**Major League Service:** 0.000 **Signed Through:** 2022

**How Obtained:** Selected by the Tigers in the third round of the 2018 MLB Draft

### SEASON HIGHLIGHTS

Appeared in 97 games with Triple A Toledo in **2021**.

- Ranked tied for second in Triple A East with six triples, while he was tied for ninth with 66 RBI.
- On the injured list from May 6-June 4 with a left elbow strain.
- Belted a pair of solo home runs on July 22 at Indianapolis.
- Drove in six runs and went 3x5 with three doubles on September 11 at Iowa.
- Rated as the No. 20 prospect in the Tigers organization by *Baseball America*.

Played for Team Texas in the Constellation Energy League in **2020**.

- Selected to the league's postseason All-Star Team and was named the Most Valuable Player of his team.
- Ranked as the No. 16 prospect in the Tigers organization by *Baseball America*.

Spent most of the **2019** season with Single A Lakeland before a late season promotion to Double A Erie.

- Selected the organization's Gold Glove winner at second base.
- Had four extra-base hits on May 5 at Bradenton, finishing the game 4x5 with two doubles, two home runs and two RBI.
- Drove in three runs in back-to-back games on June 21-22 at Charlotte.
- Rated as the 12th-best prospect in the Tigers Minor League system by *Baseball America*.



Began his professional career in **2018**, combining to play in 52 games between Single A West Michigan and Single A Lakeland.

- Named a Tigers organization All-Star by MiLB.com...was named the organization's Gold Glove winner at second base.
- Belted a pair of home runs on July 4 at Lansing.
- Hit .299/.391/.505 with six doubles, one triple, four home runs and 14 RBI in 27 games with the Whitecaps in July.

**AMATEUR HIGHLIGHTS**

- Played collegiately at the University of Texas, where he was named the ABCA Co-Player of the Year and was a consensus first team All-American as a junior in **2018**...was also a finalist for the Golden Spikes Award and the Dick Howser Trophy that season.
- Graduated from Memorial High School in Houston, where he was a **2013** and **2014** Perfect Game Underclass High Honorable Mention All-America and a first team All-District selection in **2013**.

**PERSONAL/MISCELLANEOUS**

- Is the son of former big leaguer Roger Clemens, who played 24 seasons in the Majors and was an 11-time All-Star, seven-time Cy Young Award winner and two-time World Series champion.
- His brother, Kacy, was drafted by Toronto in the eighth round of the 2017 MLB Draft.

**TRANSACTIONS**

- Selected by Houston in the 35th round of the 2015 MLB Draft out of Memorial HS (TX), but did not sign
- Selected by the Tigers in the third round of the 2018 MLB Draft out of the University of Texas (signing scout: Matt Lea)
- On injured list, May 6-June 4, 2021 (left elbow strain)

**KODY ALEC CLEMENS' CAREER RECORD**

Year	Club	AVG	G	AB	R	H	TB	2B	3B	HR	RBI	SH	SF	HB	BB	SO	SB	CS	OBP	SLG	E
2018	West Michigan	.302	41	149	18	45	71	10	2	4	17	1	2	1	21	27	3	1	.387	.477	4
	Lakeland	.238	11	42	6	10	15	2	0	1	3	0	1	1	2	12	1	0	.283	.357	0
2019	Lakeland	.238	115	411	43	98	169	24	7	11	59	1	8	4	45	101	11	3	.314	.411	4
	Erie	.170	13	47	5	8	13	2	0	1	4	0	0	1	6	18	0	0	.278	.277	1
2020	Team Texas*	.233	28	90	14	21	41	6	1	4	12	0	4	0	9	20	2	0	.291	.456	1
2021	Lakeland#	.182	3	11	0	2	2	0	0	0	2	0	0	0	4	0	0	0	.182	.182	0
	Toledo	.247	97	369	66	91	172	15	6	18	59	0	6	2	36	94	4	1	.312	.466	3
<b>MINOR LEAGUE TOTALS</b>		<b>.247</b>	<b>280</b>	<b>1029</b>	<b>138</b>	<b>254</b>	<b>442</b>	<b>53</b>	<b>15</b>	<b>35</b>	<b>144</b>	<b>2</b>	<b>17</b>	<b>9</b>	<b>110</b>	<b>256</b>	<b>19</b>	<b>5</b>	<b>.320</b>	<b>.430</b>	<b>12</b>

\* - Not included in career totals



# 62

## ANGEL DE JESUS

HT: 6-1   WT: 180   BT: L   TH: L   BORN: 2/13/1997 IN SAMANA, DR

RIGHTHANDED PITCHER

Opening Day Age: 25      Residence: Samana, DR

Major League Service: 0.000      Signed Through: 2022

How Obtained: Selected by the Tigers in the first round (18th overall) of the 2017 MLB Draft

**SEASON HIGHLIGHTS**

Spent most of the **2021** season at Triple A Toledo.

- Started the season with Double A Erie and was impressive in nine appearances during May, throwing 13.1 innings and allowing one unearned run on six hits with five walks and 18 strikeouts...was named the Tigers Minor League Pitcher of the Month.
- Did not give up a run in his first four outings with Toledo, extending his streak of not allowing an earned run to 18.1 innings to begin the season.
- Finished the season strong, posting a 1.54 ERA (23.1IP/4ER) and 29 strikeouts over 16 appearances, including one start, during August/September.
- Pitched for Gigantes del Cibao in the Dominican Winter League, and had a 0-1 record with an 11.25 ERA (4.0IP/5ER) and one strikeout.

Worked out remotely during the **2020** season as a result of the COVID-19 pandemic.



Combined to pitch in 36 games between Single A West Michigan and Single A Lakeland in **2019**.

- Of his 36 relief appearances during the season, 19 of them were 2.0 innings-or-more.
- Began the season with Single A West Michigan, appearing in nine games and compiling a 1-1 record with a 1.85 ERA (24.1IP/5ER) and 30 strikeouts...had a season-high seven strikeouts and threw 3.0 no-hit innings in his final outing with the Whitecaps on May 10 vs. Cedar Rapids.
- Did not allow an earned run in 12 consecutive appearances from June 3-July 21, throwing 15.2 innings and allowing five hits with 27 strikeouts.
- Ended the season with a streak of 12.0 consecutive scoreless innings from July 27-August 28, giving up eight hits and striking out 14.

Spent most of the **2018** season with the GCL Tigers East, making 11 starts and earning Pitcher of the Year honors for that affiliate.

- Threw 6.0 hitless innings on August 15 vs. the GCL Yankees West, walking one and striking out eight.
- Gave up two runs-or-less over his final seven starts of the season, posting a 2-2 record with a 1.76 ERA (30.2IP/6ER) and 40 strikeouts.

Completed his second season in the Dominican Summer League in **2017**, pitching in 14 games, including eight starts.

- Threw a 6.0-inning complete game on July 12 vs. DSL Rangers2, allowing a run on two hits with a walk and a strikeout.
- Appeared in four games, including two starts, during August and had a 2-0 record with a 1.13 ERA (24.0IP/3ER) and 21 strikeouts.

Began his professional career in **2016** with the DSL Tigers, making nine appearances, including three starts.

**TRANSACTIONS**

- Signed by the Tigers as an international free agent on May 10, 2016 (signing scouts: Miguel Rodriguez/Ramon Perez)
- On restricted list, June 3-July 5, 2016

**ANGEL DE JESUS' CAREER RECORD**

Year	Club	W-L	ERA	G	GS	CG	SHO	SV	IP	H	TBF	R	ER	HR	HB	BB	SO	WP	BK	AVG
2016	DSL Tigers	0-2	7.08	9	3	0	0	0	20.1	25	93	16	16	0	2	9	28	5	0	.321
2017	DSL Tigers	4-4	2.20	14	8	1	0	0	61.1	44	253	19	15	2	11	18	45	4	2	.202
2018	DSL Tigers2	1-0	1.69	3	1	0	0	0	10.2	8	42	2	2	1	0	3	14	0	1	.211
	GCL Tigers East	4-3	3.12	11	11	0	0	0	43.1	32	183	19	15	4	2	17	54	6	1	.199
2019	West Michigan	1-1	1.85	9	0	0	0	3	24.1	12	102	5	5	1	2	14	30	4	2	.140
	Lakeland	3-1	1.46	27	0	0	0	5	37.0	25	154	9	6	1	4	15	55	2	0	.187
2020	Did not play																			
2021	Erie	1-0	0.00	9	1	0	0	1	13.1	6	51	1	0	0	0	5	18	2	1	.130
	Toledo	3-4	4.21	35	2	0	0	5	51.1	32	224	27	24	7	9	32	62	4	1	.176
<b>MINOR LEAGUE TOTALS</b>		<b>17-15</b>	<b>2.85</b>	<b>117</b>	<b>26</b>	<b>1</b>	<b>0</b>	<b>14</b>	<b>261.2</b>	<b>184</b>	<b>1102</b>	<b>98</b>	<b>83</b>	<b>16</b>	<b>30</b>	<b>113</b>	<b>306</b>	<b>27</b>	<b>8</b>	<b>.195</b>





71

MIGUEL  
DEL POZO

HT: 6-1 WT: 180 BT: L TH: L BORN: 10/14/1992 IN SANTO DOMINGO, DR

LEFTHANDED PITCHER

Opening Day Age: 29

Residence: Santo Domingo, DR

Major League Service: 0.124

Signed Through: 2022

How Obtained: Signed by the Tigers as a Minor League free agent on January 9, 2021

## SEASON HIGHLIGHTS

Spent most of the **2021** season with Triple A Toledo, appearing in 34 games...also made five relief outings with the Tigers.

- Did not allow a run in 13 of his first 15 outings with Toledo, compiling a 1-1 record with a 1.02 ERA (17.2IP/2ER) and 23 strikeouts.
- Made his Tigers debut on June 28 at Cleveland, allowing two runs on three hits with one strikeout in two thirds of an inning.
- Turned in the longest outing of his career on September 2 vs. Oakland, throwing 2.1 scoreless innings with three hits allowed, one walk and two strikeouts.
- Placed on the COVID injured list from September 10-October 6.
- Pitched in seven games with Gigantes del Cibao of the Dominican Winter League, posting a 1-0 record with one save, a 1.50 ERA (6.0IP/1ER) and seven strikeouts.

Made five appearances with Pittsburgh in **2020**.

- Had a 1-0 record with a 0.00 ERA (6.0IP/0ER) and eight strikeouts in six appearances with Gigantes del Cibao of the Dominican Winter League.

Began the **2019** season in the Texas Rangers organization before being traded to the Los Angeles Angels on August 9.

- Averaged 12.6 strikeouts per 9.0 innings (68 strikeouts/48.2 innings pitched) at the Triple A level.
- Did not allow a run in 10-of-12 outings from May 12-June 10, posting a 1.88 ERA (14.1IP/3ER) and 18 strikeouts.
- Made his Major League debut with the Angels on August 20 in the second game of a doubleheader at Texas and retired each of the two batters he faced.
- Picked up his first big league win on August 27 vs. Texas, striking out the only batter he faced.
- Went 0-1 with a 4.76 ERA (5.2IP/3ER) and seven strikeouts in six appearances with Gigantes del Cibao of the Dominican Winter League.

Spent the entire **2018** season with Double A Jacksonville, appearing in 28 games.

- Sidelined from April 5-June 2 with a left pectoralis major strain.
- Finished the season by not allowing a run in his final eight outings, throwing 8.0 shutout innings with seven hits allowed and 10 strikeouts.
- Appeared in 19 games with Gigantes del Cibao of the Dominican Winter League and had a 3-1 record with a 4.97 ERA (12.2IP/7ER) and 15 strikeouts.

Combined to make 22 appearances, including two starts, across four levels of the Marlins player development system in **2017**.

- On the injured list from April 6-June 30 while rehabbing from Tommy John surgery.
- Did not allow an earned run over his first 14 outings of the season June 26-August 6, throwing 16.1 innings and giving up 13 hits with 18 strikeouts.
- Pitched for the Salt River Rafters in the Arizona Fall League and had an 8.76 ERA (12.1IP/12ER) and nine strikeouts in 10 appearances.

Missed the entire **2016** season after having Tommy John surgery on his left elbow...the surgery was performed by Dr. James Andrews in Pensacola, FL on April 26.

Spent the entire **2015** season with Single A Jupiter, pitching in 27 games, including five starts.

- Named to the Florida State League midseason All-Star Team...went 2-1 with a 3.55 ERA (33.0IP/13ER) in 20 appearances in the first half of the season.



- Went on the injured list on July 29 with a left elbow sprain and missed the rest of the season.
- Ranked as the No. 27 prospect in the Tigers organization by *Baseball America*.

Appeared in 41 games with Single A Greensboro in **2014**.

- Led all Greensboro relievers in appearances (41), innings pitched (66.0) and strikeouts (85).
- Did not allow a run in 10-of-11 outings from July 13-August 12, posting a 1-1 record with a 0.64 ERA (14.0IP/1ER) and 17 strikeouts.
- Made seven relief appearances with Gigantes del Cibao of the Dominican Winter League and had a 3.86 ERA (4.2IP/2ER) and three strikeouts.

Spent most of the **2013** season with Single A Batavia, seeing time in 17 games.

Pitched in 18 games with the GCL Marlins in **2012**.

- Earned the first save of his professional career on August 16 vs. the GCL Astros, throwing 2.0 shutout innings.

Completed his first professional season in **2011** with the DSL Marlins, appearing in 12 games, including six starts.

### TRANSACTIONS

- Signed by Florida as an international free agent on August 24, 2010
- On injured list, July 29-September 8, 2015 (left elbow sprain)
- On injured list, April 7-September 5, 2016 (left elbow sprain)
- On injured list, April 6-June 30, 2017 (left elbow surgery)
- On injured list, April 5-June 2, 2018 (left pectoralis major strain)
- Signed by Texas as a Minor League free agent on December 18, 2018
- Acquired by Los Angeles (AL) from Texas in exchange for cash considerations on August 9, 2019
- Signed by Pittsburgh as a Minor League free agent on December 6, 2019
- Signed by the Tigers as a Minor League free agent on January 9, 2021
- On injured list, September 10-October 6, 2021

### MIGUEL EDUARDO DEL POZO'S CAREER RECORD

Year	Club	W-L	ERA	G	GS	CG	SHO	SV	IP	H	TBF	R	ER	HR	HB	BB	SO	WP	BK	AVG
2011	DSL Marlins	3-3	5.09	12	6	0	0	0	40.2	39	189	27	23	5	6	25	47	10	0	.253
2012	GCL Marlins	1-2	4.02	18	3	0	0	1	31.1	27	145	15	14	1	2	23	32	5	2	.225
2013	Batavia	2-1	4.81	17	0	0	0	0	24.1	24	119	15	13	1	3	17	36	5	2	.242
	Jupiter	0-0	0.00	2	0	0	0	0	2.0	1	10	2	0	0	0	2	0	0	0	.125
2014	Greensboro	2-6	4.91	41	0	0	0	4	66.0	59	273	37	36	5	6	19	85	4	1	.243
2015	Jupiter	2-5	4.25	27	5	0	0	0	59.1	73	274	32	28	1	4	20	55	7	1	.300
2016	Did not play																			
2017	GCL Marlins#	0-0	0.00	2	2	0	0	0	2.0	3	8	0	0	0	0	0	3	0	0	.375
	Greensboro#	0-0	0.00	3	0	0	0	1	3.0	3	13	0	0	0	0	0	4	0	0	.231
	Jupiter	2-0	0.54	12	0	0	0	0	16.2	12	67	3	1	0	1	5	17	1	0	.197
	Jacksonville	1-0	2.25	5	0	0	0	0	4.0	3	20	1	1	0	1	5	3	0	1	.214
2018	Jacksonville	5-0	3.97	28	0	0	0	1	34.0	37	152	16	15	3	1	15	34	4	0	.274
2019	Nashville	2-3	5.12	38	0	0	0	1	45.2	53	206	27	26	5	4	21	65	5	1	.294
	Salt Lake	0-0	3.00	2	0	0	0	1	3.0	1	10	1	1	1	0	0	3	0	0	.100
	Los Angeles (AL)	1-1	10.61	17	0	0	0	0	9.1	10	45	11	11	3	0	8	11	0	0	.286
2020	Pittsburgh	0-0	17.18	5	0	0	0	0	3.2	7	25	7	7	0	0	8	2	1	0	.412
2021	Toledo	1-3	2.82	34	0	0	0	4	38.1	22	156	12	12	6	2	16	54	5	0	.161
	<b>DETROIT</b>	<b>0-0</b>	<b>3.38</b>	<b>5</b>	<b>0</b>	<b>0</b>	<b>0</b>	<b>0</b>	<b>5.1</b>	<b>8</b>	<b>25</b>	<b>2</b>	<b>2</b>	<b>0</b>	<b>0</b>	<b>2</b>	<b>4</b>	<b>0</b>	<b>0</b>	<b>.348</b>
	MINOR LEAGUE TOTALS	21-23	4.13	241	16	0	0	13	370.1	357	1642	188	170	28	30	168	438	46	8	.251
	AL TOTALS	1-1	7.98	22	0	0	0	0	14.2	18	70	13	13	3	0	10	15	0	0	.310
	DETROIT TOTALS	0-0	3.38	5	0	0	0	0	5.1	8	25	2	2	0	0	2	4	0	0	.348
	NL TOTALS	0-0	17.18	5	0	0	0	0	3.2	7	25	7	7	0	0	8	2	1	0	.412
	MAJOR LEAGUE TOTALS	1-1	9.82	27	0	0	0	0	18.1	25	95	20	20	3	0	18	17	1	0	.333

### MAJOR LEAGUE CAREER FIELDING

	G	TC	PO	A	E	DP	PCT
Pitcher	27	4	2	2	0	0	1.000

### MAJOR LEAGUE CAREER HIGHS

**Longest Winning Streak in Games with Decision:** No Major League winning streak

**Longest Losing Streak in Games with Decision:** No Major League losing streak

**Strikeouts:** 2 (four times) - last, September 2, 2021 vs. Oakland

**Walks:** 3 (twice) - last, August 3, 2020 at Minnesota

**Innings (starter):** No Major League starts

**Innings (reliever):** 2.1 - September 2, 2021 vs. Oakland



# 79 DILLON DINGLER

NON-ROSTER  
INVITEE

HT: 6-2 WT: 215 BT: R TH: R BORN: 9/17/1998 IN MASSILLON, OH

## CATCHER

Opening Day Age: 23

Residence: Columbus, OH

Major League Service: 0.000

Signed Through: 2022

How Obtained: Selected by the Tigers in the second round of the 2020 MLB Draft

### SEASON HIGHLIGHTS

Saw his first professional action in **2021**, playing in 85 games between Single A Lakeland, Single A West Michigan and Double A Erie.

- Named High A Central Offensive Player of the Week for the week ending June 6 after batting .500/.577/.955 with four doubles, two home runs and eight RBI in six games.
- Appeared in 24 games between West Michigan and Erie in June, hitting .326/.379/.587 with six doubles, three triples, four home runs and 21 RBI.
- Sidelined from August 6-September 2 with a left index finger contusion.
- Rated as the No. 7 prospect in the Tigers organization by *Baseball America*.

Spent the **2020** season as the Tigers Alternate Training Site in Toledo.

- Ranked as the No. 6 prospect in the Tigers organization by *Baseball America*.

### AMATEUR HIGHLIGHTS

- Played collegiately at The Ohio State University, where he earned second team All-Big Ten honors in **2019** and was named to the Big Ten All-Freshman Team in **2018**.
- Graduated from Massillon Jackson High School, where he was second team All-State and led his team to the state championship in **2017**.
- Also played football in high school, earning first team All-State honors and being named Stark County Player of the Year in **2017**.

### TRANSACTIONS

- Selected by the Tigers in the second round of the 2020 MLB Draft out of Ohio State University (signing scout: Austin Cousino)
- On injured list, August 6-September 2, 2021 (left index finger contusion)

### FRANCIS DILLON DINGLER'S CAREER RECORD

Year	Club	AVG	G	AB	R	H	TB	2B	3B	HR	RBI	SH	SF	HB	BB	SO	SB	CS	OBP	SLG	E	
2020	Did Not Play																					
2021	Lakeland#	.333	3	12	1	4	5	1	0	0	2	0	0	0	0	3	0	0	.333	.417	0	
	West Michigan	.287	32	122	25	35	67	6	1	8	24	0	1	5	13	36	0	0	.376	.549	0	
	Erie	.202	50	188	24	38	59	3	3	4	20	0	3	8	9	62	1	0	.264	.314	1	
MINOR LEAGUE TOTALS		.239	85	322	50	77	131	10	4	12	46	0	4	13	22	101	1	0	.310	.407	1	



# 38 ALEX FAEDO

HT: 6-5 WT: 225 BT: R TH: R BORN: 11/12/1995 IN TAMPA, FL

## RIGHTHANDED PITCHER

**Opening Day Age:** 26 **Residence:** Tampa, FL  
**Major League Service:** 0.000 **Signed Through:** 2022  
**How Obtained:** Selected by the Tigers in the first round (18th overall) of the 2017 MLB Draft

### SEASON HIGHLIGHTS

Missed the entire **2021** season while rehabbing from Tommy John surgery.

Spent the entire **2020** season at the Alternate Training Site in Toledo...underwent reconstruction surgery on his right UCL in December, 2020.

- Ranked as the No. 6 prospect in the Tigers organization by *Baseball America*...also rated as possessing the best slider in the Tigers system.

Spent his **2019** campaign with Double A Erie, starting 22 games.

- Selected to the Eastern League midseason All-Star Team.
- Ranked third in the Eastern League with 134 strikeouts, while he was eighth with a .235 (104x442) opponent batting average and 1.12 WHIP.
- Named Eastern League Pitcher of the Week for the week ending April 28 after throwing 7.0 no-hit innings with one walk allowed and five strikeouts on April 24 vs. Bowie...combined with Drew Carlton on a no-hitter for the SeaWolves, which was the third no-hitter in franchise history and first since August 22, 2009 vs. Akron.
- Recorded his first double-digit strikeout game of the season on May 13 vs. Richmond, fanning 10...also struck out 10-or-more on May 29 at Reading, striking out 12, and June 12 at Reading, punching out 10.
- Made four starts during June, compiling a 2-1 record with a 2.29 ERA (19.2IP/5ER) and 21 strikeouts.
- Sidelined from August 10-September 1 with a back muscle spasm.
- Ranked as the 10th-best prospect in the Tigers organization and the No. 12 prospect in the Eastern League by *Baseball America*.

Made his professional debut in **2018**, splitting the season between Single A Lakeland and Double A Erie.

- Allowed three earned runs-or-less in his first six starts of the season, posting a 0-2 record with a 2.34 ERA (34.2IP/9ER) and 27 strikeouts.
- Named Florida State League Pitcher of the Week for the week ending May 20 after tossing 7.0 shutout innings with two hits allowed, one walk and five strikeouts on May 18 vs. Tampa.
- Started four games in June, and went 1-0 with a 1.59 ERA (22.2IP/4ER) and 20 strikeouts.
- Struck out a season-high 10 batters and threw 7.0 innings, allowing one run on three hits on August 24 at Bowie.
- Ranked as the No. 2 prospect in the Tigers organization and the No. 50 prospect overall by *Baseball America*...also rated as possessing the best slider in the Tigers system.

Selected by the Tigers in the first round (18th overall) of the June **2017** draft, but did not pitch during the season.

### AMATEUR HIGHLIGHTS

- Played his college baseball at the University of Florida, pitching for the Gators from **2015-17**.
- Helped Florida to its first national title in **2017**, earning College World Series Most Outstanding Pitcher honors after throwing 14.1 scoreless innings with 22 strikeouts in two starts.
- Earned All-American honors and second team All-SEC honors as a junior, posting a 9-2 record with one save, a 2.26 ERA (123.2IP/31ER) and 157 strikeouts in 20 appearances, including 19 starts.
- Made 17 starts as a sophomore in **2016**, compiling a 13-3 record with a 3.18 ERA (104.2IP/37ER) and 133 strikeouts to earn All-America honors.





## 2022 TIGERS

### TRANSACTIONS

- Signed by the Tigers as a non-drafted free agent on November 2, 2016 (signing scout: Jim Bretz)
- On injured list, July 13-September 8, 2017 (right elbow sprain)
- On injured list, April 5-September 14, 2018 (right elbow surgery)

### JASON JOSEPH FOLEY'S CAREER RECORD

Year	Club	W-L	ERA	G	GS	CG	SHO	SV	IP	H	TBF	R	ER	HR	HB	BB	SO	WP	BK	AVG
2016	GCL Tigers West	0-0	0.00	1	0	0	0	1	1.0	1	4	0	0	0	0	0	1	0	0	.250
	Connecticut	0-0	4.26	5	0	0	0	0	6.1	6	32	4	3	0	0	7	6	3	0	.240
2017	West Michigan	3-1	1.55	18	0	0	0	5	29.0	20	115	7	5	0	0	5	36	3	1	.189
	Lakeland	0-2	6.14	6	0	0	0	1	7.1	8	32	5	5	1	0	2	5	1	1	.267
2018	Did not play																			
2019	Lakeland	3-3	3.89	36	0	0	0	2	44.0	46	201	25	19	3	5	17	43	6	0	.263
2020	Did not play																			
2021	Toledo	1-1	4.41	32	0	0	0	2	34.2	34	153	18	17	5	4	19	36	5	0	.264
	<b>DETROIT</b>	<b>0-0</b>	<b>2.61</b>	<b>11</b>	<b>0</b>	<b>0</b>	<b>0</b>	<b>0</b>	<b>10.1</b>	<b>8</b>	<b>45</b>	<b>3</b>	<b>3</b>	<b>1</b>	<b>3</b>	<b>5</b>	<b>6</b>	<b>3</b>	<b>0</b>	<b>.216</b>
	MINOR LEAGUE TOTALS	7-7	3.60	98	0	0	0	11	122.1	115	537	59	49	9	9	50	127	18	2	.245
	MAJOR LEAGUE TOTALS	0-0	2.61	11	0	0	0	0	10.1	8	45	3	3	1	3	5	6	3	0	.216

### MAJOR LEAGUE CAREER FIELDING

	G	TC	PO	A	E	DP	PCT
Pitcher	11	0	0	0	0	0	---

### MAJOR LEAGUE CAREER HIGHS

**Longest Winning Streak in Games with Decision:** No Major League winning streak

**Longest Losing Streak in Games with Decision:** No Major League losing streak

**Strikeouts:** 2 - September 29, 2021 at Minnesota

**Walks:** 2 - August 29, 2021 vs. Toronto

**Innings (starter):** No Major League starts

**Innings (reliever):** 2.0 - June 10, 2021 vs. Seattle



# 32

## MICHAEL FULMER

**HT:** 6-3   **WT:** 224   **BT:** R   **TH:** R   **BORN:** 3/15/1993 IN OKLAHOMA CITY, OK

**RIGHTHANDED PITCHER**

**Opening Day Age:** 29   **Residence:** Guthrie, OK

**Major League Service:** 5.157   **Signed Through:** 2022

**How Obtained:** Acquired by the Tigers along with Luis Cessa from New York (NL) in exchange for Yoanis Céspedes on July 31, 2015.

### CAREER HIGHLIGHTS

- Named to the American League All-Star Team in **2017**.
- Selected the American League Rookie of the Year in **2016** -- became the fifth player in franchise history to be named the American League Rookie of the Year.
- Named the Eastern League Pitcher of the Year in **2015** after compiling a 10-3 record with a 2.14 ERA (117.2IP/28ER) and 116 strikeouts in 21 starts between Double A Binghamton and Double A Erie.

### SEASON HIGHLIGHTS

- Emerged as a dominant reliever in the Tigers bullpen in **2021**, making 52 appearances.
- Struck out 73 batters in 69.2 innings, establishing a career-high strikeout rate of 24.6%.
  - After spending the 2020 season protecting and rebuilding his arm following Tommy John surgery, his stuff bounced back this season...after posting a career-low average velocity (92.9 MPH) on his fastball/sinker in 2020, he averaged 95.7 MPH this season, equaling his career high set in both 2017 and 2018.
  - Made his first regular season relief appearance on April 3 vs. Cleveland, pitching a scoreless seventh inning with one strikeout to earn his first career hold.
  - Turned in his longest outing of the season on April 9 at Cleveland, tossing 4.0 innings out of the bullpen and allowing a run on two hits with five strikeouts.
  - Made his first start of the season on April 14 at Houston, giving up two runs on three hits, a walk and two strikeouts in 5.0 innings to pick up his first win since June 14, 2018.
  - Picked up his first big league save on May 5 at Boston, tossing a scoreless two-thirds of an inning... according to the Elias Sports Bureau, Fulmer became the first Tigers pitcher since saves became an official statistic in 1969 to start one day, and earn a save the next...the last Major Leaguer to do so was New York (AL)'s Chad Green on August 3-4, 2019.

- Made his 100th career appearance on May 19 at Seattle, pitching a scoreless inning with a strikeout.
- Had a couple of career superlatives on May 21 at Kansas City, posting his highest average pitch velocity in an outing at 96.5 MPH (previous high of 94.6 MPH on June 23, 2017 at San Diego) and throwing the hardest pitch of his career at 99.9 MPH (previous high of 99.2 MPH on June 8, 2018 vs. Cleveland).
- Sideline from June 3-14 with a right shoulder strain.
- On the injured list from June 27-July 27 with a right cervical spine strain.
- Recorded his first multi-inning save on August 12 at Baltimore, throwing 2.0 scoreless innings with two hits allowed...finished the season with five multi-inning saves, which were the most by a Tigers pitcher in a season since Juan Acevedo had seven in 2002.
- Threw 9.2 shutout innings with eight hits allowed, two walks and 13 strikeouts in nine outings from July 27-August 17.
- Did not allow a run over his last 11 outings of the season, throwing 13.0 innings with 10 hits allowed and 12 strikeouts.

Made 10 starts for the Tigers during his **2020** campaign, his first game action since undergoing Tommy John surgery during Spring Training the year before.

- In an effort to protect and build the health of his arm, he was limited to no more than 3.0 innings in any start during the 2020 season...posted an 0-2 record and 8.78 ERA (27.2IP/27ER), allowing 45 hits and 12 walks while striking out 20.
- Held opponents scoreless in three of his 10 outings on the season...struck out a total of 10 batters in those three appearances, while he punched out the same number in all seven other outings combined.
- Received a no-decision in his season debut on July 27 vs. Kansas City, allowing four runs on five hits with one walk and two strikeouts in 2.2 innings...outing marked his first appearance in a Major League regular season game since September 15, 2018.

Missed the entire **2019** season after undergoing surgery for a right elbow ulnar collateral ligament injury.

Completed his third season with the Tigers in **2018**, making 24 starts.

- Threw a season-high 8.0 innings in his season debut on April 1 in the first game of the doubleheader vs. Pittsburgh, allowing a run on four hits with three strikeouts...also tossed 8.0 innings on June 28 vs. Oakland.
- Finished the month of April with a 1-2 record, a 2.76 ERA (29.1IP/9ER) and 22 strikeouts in five starts.
- Allowed three earned runs-or-less in six-of-seven starts between June 8 and July 8, posting a 3.10 ERA (40.2IP/14ER) and 36 strikeouts over that span.
- Sideline from July 20-August 24 with a left oblique strain.
- Sideline from September 21-October 29 with a right lateral meniscus tear.

Started 25 games for the Tigers in **2017** as he completed his second Major League season.

- Selected to the American League All-Star Team for the first time in his career...he was one of four pitchers selected to the roster by MLB...was not on the active roster for the American League since he started on the Sunday prior to the All-Star break.
- Allowed just 13 home runs in 164.2 innings, leading the American League with 0.71 home runs allowed per nine innings...had a homerless streak of 73.2 innings during the season.
- Finished the season tied for fifth in the American League with one complete game, sixth with a 1.15 WHIP and 2.19 walks per nine innings and ninth with a .243 (150x617) opponent batting average.
- Started the season with 10 consecutive quality starts from April 7-May 27...the streak was tied with Justin Verlander (March 31-May 19, 2011) for the longest by a Tigers pitcher to begin a season since 1913.
- Named the Tigers Pitcher of the Month for May after posting a 3-2 record with a 2.19 ERA (37.0IP/9ER) and 28 strikeouts in five starts.
- Selected the Tigers Pitcher of the Month for June after compiling a 2-3 record with a 4.28 ERA (33.2IP/16ER) and 24 strikeouts in five starts.
- Sideline from August 3-14 with right elbow ulnar neuritis.

Posted an 11-7 record with a 3.06 ERA (159.0IP/54ER), 136 hits allowed, 42 walks and 132 strikeouts in 26 starts during his rookie season in **2016**.

- Earned American League Rookie of the Year honors by the BBWAA, becoming the fifth Tigers player to earn the honor and the first since Justin Verlander in 2006...named the American League Rookie of the Year by *The Sporting News* and American League Outstanding Rookie in the Players Choice Award balloting.
- Finished 10th in voting for the American League Cy Young Award.
- Tabbed the Detroit Sports Media Tigers Rookie of the Year.
- Among AL pitchers with at least 150.0 innings pitched, Fulmer ranked third with a 3.06 ERA, while he was seventh with a .231 (136x590) opponent batting average and a 1.12 WHIP.
- Finished his rookie season with 132 strikeouts, which was the second-highest total by a rookie pitcher in Tigers history, trailing only Les Cain, who struck out 156 batters as a rookie in 1970.
- Recalled from Triple A Toledo prior to the game on April 29 - made his Major League debut that night at Minnesota and earned the win, allowing two runs on seven hits with one walk and four strikeouts in 5.0 innings...struck out Brian Dozier in the first inning for the first strikeout of his Major League career.



- Recorded the first double-digit strikeout game of his Major League career on May 21 vs. Tampa Bay, striking out 11...added a second game with 10-or-more strikeouts on July 1 at Tampa Bay, fanning 10.
- Threw 7.2 shutout innings on May 27 at Oakland, allowing three hits with one walk and three strikeouts -- with his performance, Fulmer became just the third Tigers pitcher since 1913 to throw at least 7.2 shutout innings and allow three hits-or-less in one of his first six career starts, joining Pat Underwood on May 31, 1979 at Toronto and Earl Whitehill on September 29, 1923 vs. Cleveland.
- Won his third straight start on June 1 at Los Angeles (AL), throwing 7.2 shutout innings with two hits allowed, two walks and eight strikeouts -- with his performance, Fulmer became just the second Tigers pitcher since 1913 to have back-to-back starts of 7.0-or-more shutout innings with three-or-fewer hits allowed, joining Mickey Lolich, who had back-to-back shutouts with three-or-fewer hits allowed on September 9 and 15, 1968...also became the second Tigers pitcher since 1913 to win five of his first seven career starts, joining Zach Miner, who won six of his first seven career starts in 2006.
- Carried a no-hitter into the seventh inning of the game on June 1 at Los Angeles (AL) before allowing a two-out single to C.J. Cron -- according to the Elias Sports Bureau, Fulmer became the first Tigers rookie to have a no-hit bid of that length since Bill Slayback, who went seven innings before allowing a hit in his Major League debut on June 26, 1972 against the Yankees.
- Threw 6.0 shutout innings with two hits allowed, three walks and five strikeouts in the game on June 6 vs. Toronto -- became the first Tigers pitcher since at least 1913 to have three straight starts with 6.0-or-more shutout innings and three-or-fewer hits allowed.
- Threw at least 6.0 shutout innings and allowed three-or-fewer hits in four straight starts from May 27-June 12 -- according to the Elias Sports Bureau, since 1893, when the mound was moved to 60 feet, six inches away from the plate, Fulmer and Jake Arrieta (September 22, 2015-April 4, 2016) are the only two pitchers to record four consecutive starts of 6.0-or-more shutout innings and three-or-fewer hits allowed.
- Had a consecutive scoreless innings streak of 33.1 innings from May 21-June 17, which was snapped with a two-out solo homer in the sixth inning by Kansas City's Salvador Perez...the streak ranks as the longest by a Tigers pitcher in franchise history, and according to the Elias Sports Bureau, the streak was the second longest by a rookie pitcher since 1971, trailing only a streak of 35.0 scoreless innings by Fernando Valenzuela during the 1981 season.
- Named Tigers Pitcher of the Month for June after starting five games and posting a 3-1 record with a 0.61 ERA (29.2IP/2ER), 14 hits allowed, 13 walks and 24 strikeouts...led the Majors with a 0.61 ERA during the month, while he was second with a .140 opponent batting average.
- Allowed one run-or-fewer in eight starts from May 21-July 1, becoming one of only six pitchers since 1913 to have eight straight starts with one-or-fewer runs allowed, joining Bob Gibson (11 straight starts, June 6-July 30, 1968), Josh Johnson (8 straight starts, May 13-June 20, 2010), Derek Lowe (8 straight starts, August 31, 2008-April 10, 2009), Johan Santana (8 straight starts, August 23-September 29, 2004) and J.R. Richard (8 straight starts, August 3-September 6, 1979).
- Recorded his ninth win of the season on July 6 at Cleveland -- according to the Elias Sports Bureau, Fulmer became the third rookie in franchise history to win at least nine games before the All-Star break, joining Mark Fidrych in 1976 (9-2) and Justin Verlander in 2006 (10-4).
- Over a 10-start stretch from May 21-July 17, compiled a 7-1 record with a 0.83 ERA (65.1IP/6ER) and 55 strikeouts -- according to the Elias Sports Bureau, since the Major Leagues began keeping track of earned runs just over 100 years ago, no other pitcher has compiled an ERA that low over a span of 10 successive starts in the season of his Major League debut...over the last 50 seasons, the only other rookie to produce an ERA below 1.00 over a span of 10 consecutive starts was Cal Eldred, who had an ERA of 0.95 over a 10-start run for the Brewers in August and September, 1992.
- Threw the first complete game and shutout of his career on August 14 at Texas, allowing four hits and striking out nine...became the first Tigers rookie pitcher to throw a shutout since Justin Verlander on May 22, 2006 at Kansas City.
- Pitched 7.0 innings in the game on September 9 vs. Baltimore, allowing two runs on three hits with one walk and five strikeouts...in his first eight career starts at Comerica Park, Fulmer had a 2-2 record with a 2.90 ERA (49.2IP/16ER) and 38 strikeouts -- according to the Elias Sports Bureau, over the last 25 years, only two other Tigers pitchers have had an ERA under 3.00 over their first eight MLB starts at their home park: Mike Maroth had a home ERA of 2.44 after eight starts in 2002 and Jeff Weaver had a 2.76 home ERA in 1999.
- Ranked as the top prospect in the Tigers organization and the No. 47 prospect overall by *Baseball America*.

Selected the Eastern League Pitcher of the Year in **2015** after leading the league with a 2.14 ERA (117.2IP/28ER) and a .769 winning percentage and ranking fourth with a 1.10 WHIP and a .228 (77x346) opponent batting average.

- Started the season in the New York Mets organization before being acquired by the Tigers along with Luis Cessa in exchange for Yoenis Céspedes on July 31.
- Led all Eastern League starters with 8.87 strikeouts per nine innings, while he was third with 10.02 baserunners per nine innings and fourth with a .228 opponent batting average.
- Named a Minor League All-Star and a Double A All-Star by *Baseball America*, while he was selected to the Eastern League postseason All-Star Team.
- Allowed three earned runs-or-less in 14 of his 15 starts with Double A Binghamton from May 3-July 28.



- Had a stretch of five consecutive quality starts from June 18-July 9 -- during the stretch, he compiled a 3-1 record with a 0.54 ERA (33.1IP/2ER) and 36 strikeouts.
- Did not allow an earned run in seven of nine starts from June 24-August 9.
- Ranked as the 13th-best prospect in the Mets system and the No. 7 prospect in the Eastern League by *Baseball America*.

Spent most of the **2014** season with Single A St. Lucie, starting 19 games.

- Allowed two earned runs-or-fewer in four straight starts from May 14-June 2 -- during the stretch, he had a 1-3 record with a 2.86 ERA (22.0IP/7ER) and 22 strikeouts.
- Struck out a season-high nine batters on July 17 vs. Brevard County.
- Sideline from August 21-September 23 with a right elbow bone spur.
- Named the 14th-best prospect in the Mets organization by *Baseball America*.

Limited to nine starts in **2013** due to two separate stints on the disabled list.

- Sideline from April 4-July 6 with a right knee lateral meniscus injury.
- Sideline from August 24-September 24 with a right shoulder strain.
- Ranked as the seventh-best prospect in the Mets system by *Baseball America*.

Spent the entire **2012** season with Single A Savannah, starting 21 games and posting a 7-6 record with a 2.74 ERA (108.1IP/33ER) and 101 strikeouts.

- Allowed two earned runs-or-less in 10 consecutive starts from June 14-August 13 -- finished the stretch with a 4-2 record, a 1.53 ERA (59.0IP/10ER) and 52 strikeouts.
- Sideline from August 28-September 13 with a left shin contusion.
- Rated as the No. 8 prospect in the Mets player development system and the 13th-best prospect in the South Atlantic League by *Baseball America*.

Began his professional career in **2011** with the GCL Mets.

#### AMATEUR HIGHLIGHTS

- Attended Deer Creek High School in Edmond, OK...earned First Team All-State honors in **2011** after hitting .436 with six home runs and 43 RBI, and posting a 10-2 record on the mound with a 0.72 ERA and 127 strikeouts.

#### IN THE COMMUNITY

- Is very active in the club's community relations efforts, supporting many vital causes around metro Detroit and in his home state of Oklahoma.
- As recognition for his generosity and focus on bettering the community, he was nominated as the Tigers 2018 Roberto Clemente Award recipient.

#### TRANSACTIONS

- Selected by New York (NL) in the first round (44th overall) of the 2011 MLB Draft out of Deer Creek High School (OK)
- On injured list, August 28-September 13, 2012 (left shin contusion)
- On injured list, April 4-July 6, 2013 (right knee lateral meniscus injury)
- On injured list, August 24-September 24, 2013 (right shoulder strain)
- On injured list, August 21-September 23, 2014 (right elbow bone spur)
- Acquired by the Tigers along with Luis Cessa from New York (NL) in exchange for Yoanis Céspedes on July 31, 2015
- On injured list, August 3-14, 2017 (right elbow ulnar neuritis)
- On injured list, July 20-August 24, 2018 (left oblique strain)
- On injured list, September 21-October 29, 2018 (right lateral meniscus tear)
- On injured list, March 23-October 31, 2019 (right elbow ulnar collateral ligament injury)
- On injured list, February 12-July 23, 2020 (right elbow ulnar collateral ligament injury)
- On injured list, June 3-14, 2021 (right shoulder strain)
- On injured list, June 27-July 27, 2021 (right cervical spine strain)



## MICHAEL JOSEPH FULMER'S CAREER RECORD

Year	Club	W-L	ERA	G	GS	CG	SHO	SV	IP	H	TBF	R	ER	HR	HB	BB	SO	WP	BK	AVG
2011	GCL Mets	0-1	10.13	4	3	0	0	0	5.1	9	31	7	6	0	1	4	10	1	0	.346
2012	Savannah	7-6	2.74	21	21	1	0	0	108.1	92	454	37	33	6	6	38	101	8	0	.227
2013	GCL Mets	1-1	3.00	2	2	0	0	0	12.0	9	47	4	4	0	1	1	13	0	0	.205
	St. Lucie	2-2	3.44	7	7	0	0	0	34.0	24	146	13	13	1	4	18	29	1	0	.198
2014	St. Lucie	6-10	3.97	19	19	0	0	0	95.1	112	435	52	42	7	8	31	86	6	0	.286
	Binghamton	0-1	16.20	1	1	0	0	0	3.1	6	19	6	6	1	0	3	1	0	0	.375
2015	St. Lucie	0-0	3.86	1	1	0	0	0	7.0	4	25	3	3	1	0	0	9	0	0	.160
	Binghamton	6-2	1.88	15	15	0	0	0	86.0	73	349	25	18	3	1	23	83	3	1	.227
	Erie	4-1	2.84	6	6	0	0	0	31.2	27	124	10	10	4	0	7	33	2	0	.231
2016	Toledo	1-1	4.11	3	3	0	0	0	15.1	16	69	8	7	3	1	5	20	0	0	.258
	<b>DETROIT</b>	<b>11-7</b>	<b>3.06</b>	<b>26</b>	<b>26</b>	<b>1</b>	<b>1</b>	<b>0</b>	<b>159.0</b>	<b>136</b>	<b>647</b>	<b>57</b>	<b>54</b>	<b>16</b>	<b>9</b>	<b>42</b>	<b>132</b>	<b>1</b>	<b>1</b>	<b>.231</b>
2017	<b>DETROIT</b>	<b>10-12</b>	<b>3.83</b>	<b>25</b>	<b>25</b>	<b>1</b>	<b>0</b>	<b>0</b>	<b>164.2</b>	<b>150</b>	<b>676</b>	<b>80</b>	<b>70</b>	<b>13</b>	<b>8</b>	<b>40</b>	<b>114</b>	<b>3</b>	<b>1</b>	<b>.243</b>
2018	Lakeland#	0-0	0.00	2	2	0	0	0	6.0	1	19	0	0	0	0	0	11	1	0	.053
	<b>DETROIT</b>	<b>3-12</b>	<b>4.69</b>	<b>24</b>	<b>24</b>	<b>0</b>	<b>0</b>	<b>0</b>	<b>132.1</b>	<b>128</b>	<b>558</b>	<b>75</b>	<b>69</b>	<b>19</b>	<b>5</b>	<b>46</b>	<b>110</b>	<b>1</b>	<b>0</b>	<b>.254</b>
2019	Did not pitch																			
2020	<b>DETROIT</b>	<b>0-2</b>	<b>8.78</b>	<b>10</b>	<b>10</b>	<b>0</b>	<b>0</b>	<b>0</b>	<b>27.2</b>	<b>45</b>	<b>136</b>	<b>27</b>	<b>27</b>	<b>8</b>	<b>1</b>	<b>12</b>	<b>20</b>	<b>0</b>	<b>0</b>	<b>.375</b>
2021	Toledo#	0-0	0.00	2	1	0	0	0	2.0	1	8	0	0	0	0	2	2	0	0	.167
	<b>DETROIT</b>	<b>5-6</b>	<b>2.97</b>	<b>52</b>	<b>4</b>	<b>0</b>	<b>0</b>	<b>14</b>	<b>69.2</b>	<b>69</b>	<b>297</b>	<b>27</b>	<b>23</b>	<b>7</b>	<b>5</b>	<b>20</b>	<b>73</b>	<b>2</b>	<b>0</b>	<b>.256</b>
MINOR LEAGUE TOTALS		27-25	3.14	83	81	1	0	0	406.2	374	1726	165	142	26	22	132	397	22	1	.241
MAJOR LEAGUE TOTALS		29-39	3.95	137	89	2	1	14	553.1	528	2314	266	243	63	28	160	449	7	2	.251

## MAJOR LEAGUE CAREER FIELDING

Pitcher	G	TC	PO	A	E	DP	PCT
Pitcher	137	89	43	43	3	4	.966

## MAJOR LEAGUE CAREER HIGHS

**Longest Winning Streak in Games with Decision:** 6 - May 10-June 12, 2016  
**Longest Losing Streak in Games with Decision:** 9 - June 20, 2018-September 12, 2020  
**Strikeouts:** 11 - May 21, 2016 vs. Tampa Bay  
**Walks:** 4 (five times) - last, September 3, 2018 at Chicago (AL)  
**Innings (starter):** 9.0 - August 14, 2016 at Texas  
**Innings (reliever):** 4.0 - April 9, 2021 at Cleveland  
**Low-Hit Game (CG):** 4 - August 14, 2016 at Texas



# 36

## KYLE FUNKHOUSER

HT: 6-3   WT: 229   BT: R   TH: R   BORN: 3/16/1994 IN PALOS HEIGHTS, IL

RIGHT HANDED PITCHER

**Opening Day Age:** 28      **Residence:** Charlestown, IN

**Major League Service:** 1133      **Signed Through:** 2022

**How Obtained:** Selected by the Tigers in the fourth round of the 2016 MLB Draft

## SEASON HIGHLIGHTS

- Became a key part of the Tigers bullpen in **2021**, pitching in 57 games.
- Won a career-high seven games, which ranked tied for eighth among American League relievers.
  - Made his first Major League start on June 13 vs. Chicago (AL), throwing 2.2 shutout innings with one hit allowed, one walk and one strikeout.
  - Began the season by not allowing an earned run in 12 of his first 15 outings, compiling a 2.25 ERA (20.0IP/5ER) and 16 strikeouts.
  - Picked up his first win of the season on June 22 vs. St. Louis, working a scoreless 1.1 innings.
  - Threw 16.1 consecutive scoreless innings from June 20-July 22, the longest streak by a Tigers pitcher this season.
  - Won five straight decisions from September 6, 2020-July 22, 2021, all coming in relief, the first Tigers reliever to win five-or-more straight decisions since Alex Wilson, who had a stretch of six consecutive wins from August 6, 2015-September 22, 2016.
  - Allowed his first inherited runner to score on July 28 at Minnesota...began the season by stranding 14 consecutive inherited runners.
  - Had an impressive stretch from July 27-August 31, compiling a 2-1 record with a 1.06 ERA (17.0IP/2ER) and 16 strikeouts.



- Earned his first Major League save on September 19 at Tampa Bay, allowing a hit in a scoreless ninth inning.

Made his Major League debut with the Tigers in **2020**, spending the season between the big leagues and alternate training site in Toledo.

- Made 13 relief appearances for the Tigers, posting a 1-1 record and 7.27 ERA (17.1IP/14ER), allowing 22 hits and 11 walks, while striking out 12...made the Opening Day roster for the first time.
- Made five multi-inning relief appearances during the season, over which he posted a 1-0 record and 3.86 ERA (9.1IP/4ER), allowing 10 hits and four walks, while striking out four.
- Made his Major League debut on July 27 vs. Kansas City, tossing an inning of relief...first big league strikeout came against Adalberto Mondesi in the fourth inning.
- Earned the first win of his Major League career on September 6 at Minnesota, throwing 2.0 innings and allowing one run on a hit with a walk and two strikeouts.
- Ranked as the No. 28 prospect in the Tigers organization by *Baseball America*.

Spent most of the **2019** season with Triple A Toledo, starting 18 games.

- Sideline from May 2-June 4 with right shoulder impingement syndrome.
- Started five games in June and went 1-1 with a 3.13 ERA (23.0IP/8ER) and 23 strikeouts.
- Had a season-high 10 strikeouts for Double A Erie on July 30 at Binghamton, allowing one run in 6.0 innings.
- Rated as the 16th-best prospect in the Tigers organization by *Baseball America*.

Combined to make 19 starts between Double A Erie and Triple A Toledo in **2018**.

- Named to the Eastern League midseason All-Star Team.
- Allowed two earned runs-or-less in six consecutive starts from June 6-July 3, posting a 4-1 record with a 1.34 ERA (33.2IP/5ER) and 34 strikeouts.
- Sideline from July 24-September 14 with a right toe fracture.
- Ranked as the No. 11 prospect in the Tigers organization by *Baseball America*.

Split the **2017** season between Single A West Michigan and Single A Lakeland.

- Struck out a season-high 10 batters in his first start with Lakeland on May 21 vs. Clearwater.
- Made five starts between West Michigan and Lakeland in May, compiling a 2-1 record with a 1.65 ERA (27.1IP/5ER) and 39 strikeouts.
- Threw a 7.0-inning shutout on June 14 at Clearwater, scattering four hits and striking out three.
- Sideline from June 15-September 8 with a right elbow strain.
- Rated as the No. 5 prospect in the Tigers system by *Baseball America*.

Made his professional debut in **2016** with Single A Connecticut, starting 13 games.

- Posted a 0-1 record with a 1.88 ERA (14.1IP/3ER) and 17 strikeouts in five starts during August.

**AMATEUR HIGHLIGHTS**

- Played collegiately at the University of Louisville, where he earned All-ACC first team honors and third team All-American in **2015**.
- Selected a first team All-American by the ABCA and was named first team All-American Conference in **2014**...tabbed a freshman All-American in **2013**.

**TRANSACTIONS**

- Selected by Los Angeles (NL) in the first round (35th overall) of the 2015 MLB Draft out of the University of Louisville, but did not sign
- Selected by the Tigers in the fourth round of the 2016 MLB Draft out of the University of Louisville (signing scout: Harold Zonder)
- On injured list, June 15-September 8, 2017 (right elbow strain)
- On injured list, July 24-September 14, 2018 (right toe fracture)
- On injured list, May 2-June 4, 2019 (right shoulder impingement syndrome)
- On temporarily inactive list, June 10-14, 2019

**KYLE JAMES FUNKHOUSER'S CAREER RECORD**

Year	Club	W-L	ERA	G	GS	CG	SHO	SV	IP	H	TBF	R	ER	HR	HB	BB	SO	WP	BK	AVG
2016	Connecticut	0-2	2.65	13	13	0	0	0	37.1	34	148	13	11	0	1	8	34	4	1	.246
2017	West Michigan	4-1	3.16	7	7	0	0	0	31.1	30	133	13	11	3	1	13	49	0	1	.254
	Lakeland	1-1	1.72	5	5	1	1	0	31.1	23	122	6	6	1	1	6	34	1	0	.205
2018	Erie	4-5	3.74	17	17	0	0	0	89.0	88	380	42	37	10	3	39	89	6	1	.266
	Toledo	0-2	6.23	2	2	0	0	0	8.2	8	41	6	6	0	0	10	7	0	0	.258
2019	Lakeland#	0-0	0.00	1	1	0	0	0	5.0	2	18	0	0	0	0	1	4	0	0	.118
	Erie	3-1	1.90	4	4	0	0	0	23.2	16	88	5	5	2	3	3	29	0	1	.195
	Toledo	3-7	8.53	18	18	0	0	0	63.1	79	317	67	60	3	3	54	65	8	0	.310
2020	<b>DETROIT</b>	<b>1-1</b>	<b>7.27</b>	<b>13</b>	<b>0</b>	<b>0</b>	<b>0</b>	<b>0</b>	<b>17.1</b>	<b>22</b>	<b>81</b>	<b>14</b>	<b>14</b>	<b>3</b>	<b>0</b>	<b>11</b>	<b>12</b>	<b>1</b>	<b>0</b>	<b>.319</b>
2021	<b>DETROIT</b>	<b>7-4</b>	<b>3.42</b>	<b>57</b>	<b>2</b>	<b>0</b>	<b>0</b>	<b>1</b>	<b>68.1</b>	<b>58</b>	<b>298</b>	<b>32</b>	<b>26</b>	<b>6</b>	<b>3</b>	<b>38</b>	<b>63</b>	<b>9</b>	<b>1</b>	<b>.229</b>
MINOR LEAGUE TOTALS		15-19	4.23	67	67	1	1	0	289.2	280	1247	152	136	19	12	134	311	19	4	.258
MAJOR LEAGUE TOTALS		8-5	4.20	70	2	0	0	1	85.2	80	379	46	40	9	3	49	75	10	1	.248



## MAJOR LEAGUE CAREER FIELDING

	G	TC	PO	A	E	DP	PCT
Pitcher	70	16	7	8	1	0	.938

## MAJOR LEAGUE CAREER HIGHS

**Longest Winning Streak in Games with Decision:** 5 - September 6, 2020-July 22, 2021

**Longest Losing Streak in Games with Decision:** 2 - August 28-September 6, 2021

**Strikeouts:** 4 - May 31, 2021 at Milwaukee

**Walks:** 3 - August 14, 2020 vs. Cleveland

**Innings (starter):** 2.2 - June 13, 2021 vs. Chicago (AL)

**Innings (relief):** 2.1 (twice) - last, June 26, 2021 vs. Houston (Game 2)



33

## BRYAN GARCIA

HT: 6-1 WT: 215 BT: R TH: R BORN: 4/19/1995 IN MIAMI, FL

### RIGHT-HANDED PITCHER

**Opening Day Age:** 26

**Major League Service:** 1.148

**How Obtained:** Selected by the Tigers in the sixth round of the 2016 MLB Draft

**Residence:** Miami, FL

**Signed Through:** 2022

## SEASON HIGHLIGHTS

Pitched in 39 games with the Tigers in 2021...also made 19 outings with Triple A Toledo.

- Earned the fifth save of his career and the first of more than three outs on April 3 vs. Cleveland, throwing 1.1 scoreless innings with one hit allowed and one strikeout.
- Recorded an impressive save on April 14 at Houston, entering with the bases loaded and no outs in the ninth inning, and the game-tying run at first base...worked out of the jam, allowing just one of the runners to score...prior to that performance, the last Tigers reliever to earn a save and inherit three baserunners in the same contest was Francisco Rodriguez on April 14, 2017 at Cleveland.
- Turned in the longest outing of his career on June 11 vs. Chicago (AL), pitching 2.0 scoreless innings with two strikeouts.
- Picked up his second win of the season on September 14 vs. Milwaukee, working a scoreless 11th inning with a hit and a walk...wiggled out of a bases loaded jam by inducing a double play from Christian Yelich.

Spent the entire 2020 season in the big leagues, finishing the season as Detroit's closer...made 26 appearances and posted one of the best seasons of any rookie reliever in Tigers history.

- Compiled a 2-1 record with four saves and a 1.66 ERA (21.2IP/4ER), allowing 18 hits and 10 walks, while striking out 12...finished with the 10th lowest ERA in franchise history among rookie relievers with at least 21.0 innings pitched.
- Finished the season as the only Major League pitcher to have 11-or-more inherited runners and not allow any to score...is the second Tigers reliever in franchise history to accomplish that feat, joining Luis Pineda, who stranded all 12 runners he inherited in 2001.
- Tossed the 10th inning on August 7 at Pittsburgh, becoming the first Tigers pitcher to make an extra-innings appearance with a runner starting at second base...runner came around to score in the inning, but Garcia earned the win in the contest, the second of his career.
- Picked up the first save of his Major League career on September 6 at Minnesota, pitching a scoreless ninth inning with one hit allowed...ended up with four saves in 2020...is the first Tigers rookie since 2003 to have more than two saves in a season.
- Ranked as the No. 17 prospect in the Tigers organization by *Baseball America*.

Spent most of the 2019 season with Triple A Toledo, making 31 appearances out of the bullpen...also saw the first big league action of his career, pitching in seven games with Detroit.

- Sideline from April 4-May 2 while recovering from right elbow surgery.
- Allowed one run in his final nine outings with Toledo from August 3-30, posting a 3-0 record with a 0.90 ERA (10.0IP/1ER) with six strikeouts.
- Had his contract selected from Toledo prior to the game on September 1 vs. Minnesota...made his Major League debut on September 2 against the Twins, pitching a scoreless ninth inning.
- Picked up the first strikeout of his big league career on September 12 vs. New York (AL), fanning Gio Urshela.
- Rated as the No. 22 prospect in Detroit's player development system by *Baseball America*.

Missed the entire **2018** season after undergoing right elbow surgery.

- Ranked as the No. 16 prospect in the Tigers organization by *Baseball America*.

Pitched at four different levels of the Tigers organization in **2017**, combining to make 52 appearances between Single A West Michigan, Single A Lakeland, Double A Erie and Triple A Toledo.

- Named an organization All-Star by MiLB.com.
- Threw 24.2 consecutive scoreless innings from April 29-July 2...over that stretch, he went 2-0 with eight saves, 11 hits allowed, five walks and 41 strikeouts.
- Rated as the No. 22 prospect in the Tigers organization by *Baseball America*.

Completed his first season of professional baseball in **2016**, spending most of the season with Single A Connecticut.

- Ranked tied for sixth in the New York-Penn League with six saves.
- Did not allow an earned run in the first 12 appearances of his professional career, throwing 13.2 innings and giving up eight hits with three walks and 18 strikeouts.

#### AMATEUR HIGHLIGHTS

- Played collegiately at the University of Miami from **2014-16**.
- Finished his career with 43 saves, which were the most in school history and tied for the most in Atlantic Coast Conference history.
- As a junior in 2016, was named the NCBWA Stopper of the Year after going 2-0 with 18 saves, a 1.89 ERA (38.0IP/8ER) and 55 strikeouts in 35 appearances.

#### TRANSACTIONS

- Selected by the Tigers in the sixth round of the 2016 MLB Draft out of the University of Miami (FL) (signing scout: Nick Avila)
- On injured list, April 6-September 14, 2018 (right elbow surgery)
- On injured list, April 4-May 2, 2019 (right elbow surgery)

#### BRYAN GARCIA'S CAREER RECORD

Year	Club	W-L	ERA	G	GS	CG	SHO	SV	IP	H	TBF	R	ER	HR	HB	BB	SO	WP	BK	AVG
2016	Connecticut	0-1	1.00	16	0	0	0	6	18.0	13	71	7	2	1	0	3	21	1	0	.194
	West Michigan	0-1	40.50	1	0	0	0	0.2	3	5	3	3	0	0	0	1	0	0	0	.600
2017	West Michigan	1-2	3.14	14	0	0	0	9	14.1	12	59	6	5	0	0	4	27	1	0	.218
	Lakeland	2-0	0.00	7	0	0	0	0	8.2	7	32	0	0	0	0	2	15	0	0	.233
	Erie	1-1	0.96	17	0	0	0	8	18.2	7	70	2	2	1	1	8	24	1	0	.115
	Toledo	1-0	4.05	14	0	0	0	0	13.1	10	55	6	6	1	0	8	12	0	0	.213
2018	Did Not Pitch																			
2019	Lakeland	0-0	4.50	4	0	0	0	1	4.0	3	17	2	2	1	0	2	6	0	0	.214
	Erie	0-0	2.25	3	0	0	0	1	4.0	1	13	1	1	1	0	0	8	0	0	.077
	Toledo	3-0	2.97	31	0	0	0	0	33.1	26	138	12	11	4	0	14	33	0	0	.210
	<b>DETROIT</b>	<b>0-0</b>	<b>12.15</b>	<b>7</b>	<b>0</b>	<b>0</b>	<b>0</b>	<b>0</b>	<b>6.2</b>	<b>9</b>	<b>33</b>	<b>9</b>	<b>9</b>	<b>1</b>	<b>0</b>	<b>5</b>	<b>7</b>	<b>1</b>	<b>0</b>	<b>.321</b>
2020	<b>DETROIT</b>	<b>2-1</b>	<b>1.66</b>	<b>26</b>	<b>0</b>	<b>0</b>	<b>0</b>	<b>4</b>	<b>21.2</b>	<b>18</b>	<b>93</b>	<b>6</b>	<b>4</b>	<b>0</b>	<b>1</b>	<b>10</b>	<b>12</b>	<b>1</b>	<b>0</b>	<b>.222</b>
2021	Toledo	0-1	5.40	19	0	0	0	1	23.1	25	104	15	14	3	2	8	19	4	0	.266
	<b>DETROIT</b>	<b>3-2</b>	<b>7.55</b>	<b>39</b>	<b>0</b>	<b>0</b>	<b>0</b>	<b>2</b>	<b>39.1</b>	<b>48</b>	<b>192</b>	<b>38</b>	<b>33</b>	<b>10</b>	<b>2</b>	<b>25</b>	<b>32</b>	<b>7</b>	<b>0</b>	<b>.294</b>
MINOR LEAGUE TOTALS		8-6	2.99	126	0	0	0	26	138.1	107	564	54	46	12	3	49	166	7	0	.210
MAJOR LEAGUE TOTALS		5-3	6.12	72	0	0	0	6	67.2	75	318	53	46	11	3	40	51	9	0	.276

#### MAJOR LEAGUE CAREER FIELDING

	G	TC	PO	A	E	DP	PCT
Pitcher	72	7	1	4	2	0	.714

#### MAJOR LEAGUE CAREER HIGHS

**Longest Winning Streak in Games with Decision:** 2 (twice) - last, May 28-September 14, 2021

**Longest Losing Streak in Games with Decision:** 2 - September 22, 2020-May 24, 2021

**Strikeouts:** 3 (three times) - last, June 24, 2021 vs. Houston

**Walks:** 3 - September 18, 2020 vs. Cleveland

**Innings (starter):** No Major League starts

**Innings (relief):** 2.0 - June 11, 2021 vs. Chicago (AL)



51

RONY  
GARCÍA

HT: 6-3 WT: 248 BT: R TH: R BORN: 12/19/1997 IN MAO, DR

## RIGHTHANDED PITCHER

Opening Day Age: 24

Residence: Santo Domingo, DR

Major League Service: 1.142

Signed Through: 2022

How Obtained: Selected by the Tigers from New York (AL) in the Major League phase of the Rule 5 Draft on December 19, 2019

## SEASON HIGHLIGHTS

Spent most of the **2021** season on the injured list, pitching in two games for Detroit...also made four starts for Triple A Toledo.

- Began the season on the injured list with an abdominal strain and was reinstated on April 16 and optioned to Double A Erie.
- Made his season debut for the Tigers on May 31 at Milwaukee, throwing 3.0 hitless innings with one walk and two strikeouts...was the longest relief outing of his career.
- Placed on the injured list on June 10 with a left knee sprain and missed the rest of the season.

Made his Major League debut in **2020**, spending the entire season with the Tigers after being selected with the first pick of the 2019 Rule 5 Draft.

- Made 15 appearances for the Tigers during the season, including two starts, combining to go 1-0 with an 8.14 ERA (21.0IP/19ER) on 25 hits and nine walks, while striking out 14.
- Had some of his greatest success in multi-inning relief outings, posting a 3.00 ERA (9.0IP/3ER) over five such outings, while striking out six.
- Made his Major League debut on July 28 vs. Kansas City, tossing 3.0 innings and allowing three runs, two earned, on three hits and no walks, while striking out three...his first Major League strikeout came against Maikel Franco to end the second inning.
- Had his first career scoreless appearance on August 15, blanking Cleveland in the ninth inning...was his second career relief appearance, fourth overall and first of 1.0-inning-or-less.
- Earned his first Major League win on August 21 at Cleveland, tossing 1.1 shutout innings from the bullpen, allowing a hit and walk.

Spent most of the **2019** season with Double A Trenton, starting 20 games...also pitched for Single A Tampa, appearing in five games, including four starts.

- Led Trenton with 105.1 innings pitched and 104 strikeouts, while he was tied for the team lead in starts.
- Combined to appear in five games, including four starts, with Tampa and Trenton in April, posting a 1-1 record with a 1.93 ERA (23.1IP/5ER) and 30 strikeouts.
- Earned Eastern League Pitcher of the Week honors twice during the season, first for the week ending July 14 after throwing 8.0 shutout innings with four hits allowed and eight strikeouts on July 12 at Reading...picked up a second honor for the week ending August 25, making two starts during the week and combining to throw 10.0 scoreless innings with four hits allowed and 14 strikeouts.

Started 23 games in **2018**, seeing time at both Single A Charleston and Single A Tampa.

- Sidelined from April 5-12 with an abscess surgery.
- Started five games with Charleston in May, compiling a 2-1 record with a 2.45 ERA (29.1IP/8ER) and 32 strikeouts.
- Allowed two runs-or-less in five consecutive starts with Tampa from July 20-August 12, going 1-2 with a 2.79 ERA (29.0IP/9ER) and 31 strikeouts.
- Ranked as the No. 29 prospect in the Yankees organization by *Baseball America*.

Spent most of the **2017** season with Single A Charleston, starting 11 games.

- Threw at least 5.0 innings and allowed three earned runs-or-less in all 13 starts during the season.
- Posted a 2-2 record with a 1.97 ERA (59.1IP/13ER) and 42 strikeouts over a 10-start stretch from July 5-August 27.

Began his professional career in **2016**, combining to pitch in 14 games, including 12 starts, between the DSL Yankees2 and the GCL Yankees.

- Started four games with the DSL Yankees2 in July, compiling a 1-0 record with a 1.19 ERA (22.2IP/3ER) and 20 strikeouts.



## TRANSACTIONS

- Signed by New York (AL) as a non-drafted free agent on July 2, 2015
- On injured list, April 5-12, 2018 (abscess surgery)
- Selected by the Tigers from New York (AL) with the first pick in the Major League phase of the 2019 Rule 5 Draft on December 19, 2019
- On injured list, March 29-April 16, 2021 (abdominal strain)
- On injured list, June 10-November 7, 2021 (left knee sprain)

## RONY JAVIER GARCÍA'S CAREER RECORD

Year	Club	W-L	ERA	G	GS	CG	SHO	SV	IP	H	TBF	R	ER	HR	HB	BB	SO	WP	BK	AVG
2016	DSL Yankees2	1-3	1.88	9	8	0	0	0	43.0	35	179	20	9	1	1	9	39	7	0	.208
	GCL Yankees	2-2	2.89	5	4	0	0	0	28.0	24	108	10	9	0	2	4	17	2	1	.238
2017	Pulaski	0-0	3.97	2	2	0	0	0	11.1	11	47	7	5	1	2	2	11	0	0	.262
	Charleston	2-3	2.24	11	11	0	0	0	64.1	52	261	22	16	3	5	15	45	8	0	.218
2018	Charleston	3-4	4.18	14	14	0	0	0	71.0	73	304	44	33	5	6	13	62	2	3	.259
	Tampa	1-5	4.50	9	9	0	0	0	48.0	47	206	30	24	2	4	15	45	3	0	.257
2019	Tampa	0-2	2.16	5	4	0	0	0	25.0	21	100	7	6	2	0	7	25	1	0	.231
	Trenton	4-11	4.44	20	20	0	0	0	105.1	94	448	56	52	14	7	38	104	2	3	.235
2020	<b>DETROIT</b>	<b>1-0</b>	<b>8.14</b>	<b>15</b>	<b>2</b>	<b>0</b>	<b>0</b>	<b>0</b>	<b>21.0</b>	<b>25</b>	<b>96</b>	<b>20</b>	<b>19</b>	<b>7</b>	<b>0</b>	<b>9</b>	<b>14</b>	<b>1</b>	<b>0</b>	<b>.287</b>
2021	Toledo	0-1	3.20	4	4	0	0	0	19.2	13	84	7	7	4	3	10	24	0	0	.183
	<b>DETROIT</b>	<b>0-0</b>	<b>2.45</b>	<b>2</b>	<b>0</b>	<b>0</b>	<b>0</b>	<b>0</b>	<b>3.2</b>	<b>1</b>	<b>12</b>	<b>1</b>	<b>1</b>	<b>1</b>	<b>0</b>	<b>2</b>	<b>2</b>	<b>0</b>	<b>0</b>	<b>.100</b>
MINOR LEAGUE TOTALS		13-31	3.49	79	76	0	0	0	415.2	370	1737	203	161	32	30	113	372	25	7	.235
MAJOR LEAGUE TOTALS		1-0	7.30	17	2	0	0	0	24.2	26	108	21	20	8	0	11	16	1	0	.268

## MAJOR LEAGUE CAREER FIELDING

	G	TC	PO	A	E	DP	PCT
Pitcher	17	7	4	2	1	0	.857

## MAJOR LEAGUE CAREER HIGHS

**Longest Winning Streak in Games with Decision:** No Major League winning streaks


**Longest Losing Streak in Games with Decision:** No Major League losing streaks

**Strikeouts:** 3 - July 28, 2020 vs. Kansas City

**Walks:** 2 (twice) - last, September 6, 2020 at Minnesota

**Innings (starter):** 3.0 - July 28, 2020 vs. Kansas City

**Innings (relief):** 3.0 - May 31, 2021 at Milwaukee



# 64

## DUSTIN GARNEAU

HT: 6-2 WT: 205 BT: R TH: R BORN: 8/13/1987 IN SAN PEDRO, CA

CATCHER

**Opening Day Age:** 34 **Residence:** Orange, CA

**Major League Service:** 3.015 **Signed Through:** 2022

**How Obtained:** Acquired by the Tigers from Colorado in exchange for cash considerations on August 18, 2021

## SEASON HIGHLIGHTS

Was promoted to the Tigers Major League roster near the end of the **2021** season, playing in 20 games...also spent time with Triple A Toledo and Triple A Albuquerque.

- On the injured list from May 10-June 8 with a left wrist fracture.
- Hit his first home run of the season on August 31 vs. Oakland, his first homer since August 25, 2020 vs. Los Angeles (AL).
- Blasted a pair of home runs on September 3 at Cincinnati, his first career multi-homer game...homered in back-to-back games for the second time in his career (other, September 9-11, 2015).
- Homered six times in his first 48 plate appearances of the season after hitting just nine home runs in 427 trips to the plate entering the season.

Played in 17 games with the Astros in **2020**.

- Made an Opening Day roster at the Major League level for the second time in his career, also in 2017 with Colorado.
- Made his postseason debut in the ninth inning of Game 3 of the American League Division Series vs. Oakland, entering as a defensive replacement at catcher...also appeared in one game of the American League Championship Series vs. Tampa Bay and went 0x2.



Began the **2019** season with the Los Angeles Angels before being claimed off waivers by Oakland on August 3.

- Was one of the top 30 pitch framers in all of baseball (min. 750 pitches caught), posting a 47.6% strike rate (per Statcast)...posted the 19th-best pop time to second base among all Major League catchers (1.97 seconds, per Statcast).
- Belted a pair of home runs and drove in four for Triple A Salt Lake on May 20 vs. Las Vegas.
- Equaled his career high with three RBI on August 6 at Chicago (NL).

Saw time in both the Athletics and White Sox organizations in **2018**.

- Made his only appearance at the Major League level with Chicago (AL) on August 5 at Tampa Bay, going 1x2 with a RBI.
- Played in 11 games with Triple A Charlotte in August, hitting .382/.432/.676 with four doubles, two home runs and three RBI.

Made an Opening Day roster at the Major League level for the first time in his career in **2017** with Colorado.

- Reached base safely in his first 14 games with Triple A Albuquerque, hitting .358/.417/.792 with six doubles, one triple, five home runs and 11 RBI.
- Was claimed off waivers by Oakland on August 4 and joined the team on August 5.

Spent most of the **2016** season with Triple A Albuquerque, but had three separate stints in the Majors with the Rockies.

- Hit his only big league home run of the season on May 26 at Boston, part of a 2x4 day with a double, a homer and two RBI.

Saw his first Major League action with Colorado in **2015**.

- Made his big league debut on August 20 vs. Washington and collected his first Major League hit in his first at-bat off Max Scherzer.
- Hit his first Major League homer on September 9 at San Diego off James Shields...blasted his second homer in his next start on September 11 at Seattle.

Split the **2014** season between Double A Tulsa and Triple A Colorado Springs.

- Selected to the Texas League midseason All-Star Team.
- Sidelined from June 11-20 with a left hamstring strain.
- Was promoted to Colorado Springs in June...threw out 32% (24-of-75) of attempted base stealers between Double A and Triple A, including 32.7% (16-of-49) at Triple A.
- Belted a pair of home runs on July 10 at Round Rock.
- Rated as the best defensive catcher in the Rockies system by *Baseball America*.

Appeared in 96 games, including 76 starts at catcher, for Double A Tulsa in **2013**.

- Hit .274 (20x73) with six doubles, three home runs, 14 RBI and a .507 slugging percentage against lefthanded pitching.
- Played for Salt River in the Arizona Fall League and hit .167/.273/.458 with two doubles, four home runs and eight RBI in 15 games.

Spent the entire **2012** season with Single A Modesto.

- Caught 31.9% (31-for-97) of attempted base stealers.
- On injured list from June 29-July 8 with a right A/C joint sprain.

Established Minor League career highs in games played (100), runs scored (71), hits (87), doubles (29), home runs (17) and RBI (67) in **2011** with Single A Asheville.

- Finished fourth in the South Atlantic League in slugging percentage (.513) and home runs per at-bat (20.06).
- Drove in six runs and finished a double shy of the cycle on April 26 at Rome.

Combined to play in 54 games between Single A Tri-City and Single A Modesto in **2010**.

- Started at catcher in 41 of his 42 games with Tri-City.
- Was promoted to Modesto late in the season, and hit .310 (13x42) in 12 games.

Began his professional career in **2009** with Rookie-level Casper, playing in 23 games.

- Drew 13 walks and struck out just 14 times, finishing the season with a .393 on-base percentage.

#### AMATEUR HIGHLIGHTS

- Played collegiately at Cal State Fullerton where he was named to the **2008** Fullerton Regional All-Tournament Team and All-Big West Honorable Mention in **2009**...was one of seven players from Fullerton selected in the 2009 MLB Draft.
- Graduated from San Pedro High School in San Pedro, CA...hit .433 (39x90) as a senior, earning first team selections to the All-Marine League and all-area squad...was also a two-time all-area and all-city football player.





**TRANSACTIONS**

- Selected by Colorado in the 19th round of the 2009 MLB Draft out of Cal State Fullerton
- On injured list, June 29-July 8, 2012 (right A/C joint sprain)
- On injured list, June 11-20, 2014 (left hamstring strain)
- Claimed off waivers by Oakland from Colorado on August 4, 2017
- Claimed off waivers by Chicago (AL) from Oakland on May 24, 2018
- On temporarily inactive list, June 19-22, 2018
- Signed by Los Angeles (AL) as a Minor League free agent on November 20, 2018
- Claimed off waivers by Oakland from Los Angeles (AL) on August 3, 2019
- Signed by Houston as a free agent on November 26, 2019
- Signed by the Tigers as a Minor League free agent on December 23, 2020
- On injured list, May 10-June 8, 2021 (left wrist fracture)
- Signed by Colorado as a Minor League free agent on July 21, 2021
- Acquired by the Tigers from Colorado in exchange for cash considerations on August 18, 2021

**DUSTIN THOMAS GARNEAU'S CAREER RECORD**

Year	Club	AVG	G	AB	R	H	TB	2B	3B	HR	RBI	SH	SF	HB	BB	SO	SB	CS	OBP	SLG	E
2009	Casper	.250	23	72	11	18	27	4	1	1	13	0	0	4	13	14	1	0	.393	.375	1
2010	Tri-City	.224	42	143	20	32	53	11	2	2	21	1	2	7	21	30	3	2	.347	.371	6
	Modesto	.310	12	42	5	13	22	2	2	1	13	0	0	0	2	9	0	1	.341	.524	3
2011	Asheville	.255	100	341	71	87	175	29	4	17	67	1	5	7	58	70	7	7	.370	.513	11
2012	Modesto	.243	86	300	35	73	115	18	3	6	29	2	4	2	40	41	2	3	.332	.383	6
2013	Tulsa	.236	96	326	36	77	135	17	1	13	47	4	4	13	25	57	4	2	.313	.414	4
2014	Tulsa	.270	34	115	14	31	44	7	0	2	20	0	2	4	14	19	2	3	.363	.383	5
	Colorado Springs	.216	44	148	17	32	60	9	2	5	22	1	0	3	14	21	2	1	.297	.405	5
2015	Albuquerque	.274	81	303	44	83	144	16	0	15	61	3	4	2	28	44	2	1	.335	.475	5
	Colorado	.157	22	70	6	11	20	3	0	2	8	0	0	0	6	14	0	0	.224	.286	2
2016	Albuquerque	.292	52	185	31	54	110	11	0	15	35	1	2	7	16	43	2	0	.367	.595	0
	Colorado	.235	24	68	7	16	25	6	0	1	6	0	1	0	6	22	0	0	.293	.268	1
2017	Albuquerque	.281	36	128	24	36	79	9	2	10	26	0	2	1	13	22	0	1	.347	.617	3
	Colorado	.206	22	68	5	14	24	7	0	1	6	1	0	1	4	24	0	0	.260	.353	0
	Oakland	.159	19	44	5	7	11	1	0	1	3	0	0	0	8	12	0	0	.288	.250	1
2018	Nashville	.208	22	72	8	15	24	3	0	2	9	0	2	1	5	10	0	0	.263	.333	1
	Charlotte	.252	45	139	19	35	65	9	0	7	22	0	1	3	16	38	0	2	.340	.468	5
	Chicago (AL)	.500	1	2	0	1	1	0	0	0	1	0	0	0	1	0	0	0	.667	.500	1
2019	Salt Lake	.229	26	83	16	19	45	8	0	6	13	0	0	4	11	28	0	0	.347	.542	2
	Las Vegas	.308	8	26	2	8	15	2	1	1	3	0	1	1	3	9	0	0	.387	.577	0
	Los Angeles (AL)	.232	28	69	11	16	25	3	0	2	7	0	0	4	8	18	0	0	.346	.362	1
	Oakland	.294	7	17	3	5	10	2	0	1	7	0	0	0	2	4	0	0	.368	.588	0
2020	Houston	.158	17	38	4	6	11	0	1	1	4	2	0	0	6	15	0	0	.273	.289	4
2021	Lakeland#	.400	4	10	1	4	8	2	1	0	2	0	1	0	3	2	0	0	.500	.800	0
	Toledo	.176	17	51	8	9	22	1	0	4	9	0	1	1	7	20	0	0	.283	.431	1
	Albuquerque	.229	11	35	5	8	14	3	0	1	6	0	0	1	6	9	0	0	.357	.400	0
	DETROIT	.210	20	62	9	13	36	5	0	6	11	0	2	1	3	18	0	0	.250	.581	2
	MINOR LEAGUE TOTALS	.252	739	2519	367	634	1157	161	19	108	418	13	31	61	295	486	25	23	.341	.459	58
	DETROIT TOTALS	.210	20	62	9	13	36	5	0	6	11	0	2	1	3	18	0	0	.250	.581	2
	AL TOTALS	.207	92	232	32	48	94	11	1	11	33	2	2	5	28	67	0	0	.303	.405	9
	NL TOTALS	.199	68	206	18	41	69	16	0	4	20	1	1	1	16	60	0	0	.259	.335	3
	MAJOR LEAGUE TOTALS	.203	160	438	50	89	163	27	1	15	53	3	3	6	44	127	0	0	.283	.372	12

**CAREER FIELDING**

	G	TC	PO	A	E	DP	PCT
Catcher	157	1107	1024	71	12	4	.989
First Base	1	0	0	0	0	0	---

**IN-DEPTH CATCHING STATISTICS**

	G	SB	CS	CS%	PB	SLAA	FrmRAA
2015	22	5	5	50.0	1	-62.13	-7.63
2016	23	10	6	37.5	0	-22.27	-2.72
2017	40	9	6	40.0	8	0.03	0.03
2018	1	1	0	0.0	0	-0.63	-0.09
2019	34	15	7	31.8	1	1.27	0.21
2020	17	14	3	17.6	1	6.21	0.86
2021	20	9	5	35.7	3	-17.19	-2.08
Totals	157	63	32	33.7	14	-94.72	-11.43

**CAREER HIGHS**

- Hits:** 2 (18 times) - last, September 3, 2021 at Cincinnati
- Home Runs:** 2 - September 3, 2021 at Cincinnati
- RBI:** 3 (three times) - last, September 3, 2021 at Cincinnati
- Stolen Bases:** No Major League stolen bases
- Hitting Streak:** 4 - October 4, 2015-April 24, 2016



# 31 RILEY GREENE

**NON-ROSTER  
INVITEE**
**HT: 6-3 WT: 200 BT: L TH: L BORN: 9/28/2000 IN ORLANDO, FL**
**OUTFIELDER**
**Opening Day Age:** 21

**Residence:** Oviedo, FL

**Major League Service:** 0.000

**Signed Through:** 2022

**How Obtained:** Selected by the Tigers in the first round (fifth overall) of the 2019 MLB Draft

**CAREER HIGHLIGHTS**

- Selected to play in the **2021** MLB Futures Game at Coors Field in Denver.

**SEASON HIGHLIGHTS**

Earned Tigers Minor League Player of the Year honors in **2021** after hitting .301/.387/.534 with 25 doubles, eight triples, 24 home runs and 84 RBI in 124 games between Double A Erie and Triple A Toledo.

- Ranked fourth in Minor League Baseball with 146 hits, while he was tied for sixth with 259 total bases and tied for seventh with 95 runs scored.
- Named a Minor League All-Star by *Baseball America* and a Tigers Organization All-Star by MiLB.com.
- Hit a pair of solo home runs on May 20 vs. Binghamton...also homered twice on September 5 at Omaha.
- Reached base safely in all five plate appearances on June 19 vs. Altoona, going 3x3 with a double, a triple, a home run, four RBI and two walks.
- Selected Double A Northeast Offensive Player of the Week for the week ending August 15 after hitting .500/.536/1.154 with three doubles, one triple, four home runs and 12 RBI...homered in four straight games from August 12-14.
- Ranked as the No. 5 prospect in the Tigers organization, the No. 31 prospect overall, the third-best prospect in Double A Northeast and No. 4 prospect in Triple A East by *Baseball America*...also rated as possessing the best outfield arm in the Tigers system.

Spent the entire **2020** season at the club's Alternate Training Site in Toledo.

- Ranked as the No. 4 prospect in the Tigers organization and the No. 49 prospect overall by *Baseball America*.

Began his professional career in **2019**, seeing time at three different levels of the Tigers Minor League system.

- Had an impressive debut on June 24 vs. the GCL Blue Jays, hitting a pair of home runs and finishing the game 4x5 with a double and five RBI.
- Added a second four-hit game and scored three runs on July 6 vs. the GCL Yankees West.
- Played in 19 games with Single A Connecticut in July, batting .306/.383/.417 with three doubles, one triple, one home run and six RBI.
- Homered and drove in a pair of runs in his first game with Single A West Michigan on August 8 vs. Bowling Green.
- Rated as the second-best prospect in the New York-Penn League by *Baseball America*.

**AMATEUR HIGHLIGHTS**

- Graduated from Hagerty High School, where he was named the Gatorade Florida Baseball Player of the Year and was a finalist for Gatorade National Player of the Year as a senior in **2019**.
- Prior to his senior season, was named a preseason first team All-American by Rawlings-Perfect Game.
- In **2018**, started all nine games for USA Baseball's 18U National Team at the COPABE U-18 Pan-American Championships, batting .424/.548/.848 and leading the team with three home runs and 20 RBI.
- As a sophomore and junior, Rawlings-Perfect Game named him a first team preseason underclassman All-American, and a high honorable mention preseason underclassman All-American as a freshman.

**TRANSACTIONS**

- Selected by the Tigers in the first round (fifth overall) of the 2019 MLB Draft out of Hagerty HS (FL) (signing scout: R.J. Burgess)

**RILEY ALAN GREENE'S CAREER RECORD**

Year	Club	AVG	G	AB	R	H	TB	2B	3B	HR	RBI	SH	SF	HB	BB	SO	SB	CS	OBP	SLG	E
2019	GCL Tigers West	.351	9	37	9	13	22	3	0	2	8	0	0	1	5	12	0	0	.442	.595	1
	Connecticut	.295	24	88	12	26	34	3	1	1	7	0	0	1	11	25	1	0	.380	.386	1
	West Michigan	.219	24	96	13	21	33	2	2	2	13	0	3	3	6	26	4	0	.278	.344	0
2020	Did Not Play																				
2021	Erie	.298	84	326	59	97	171	16	5	16	54	0	2	4	41	102	12	1	.381	.525	2
	Toledo	.308	40	159	36	49	88	9	3	8	30	0	1	3	22	51	4	0	.400	.553	2
<b>MINOR LEAGUE TOTALS</b>		<b>.292</b>	<b>181</b>	<b>706</b>	<b>129</b>	<b>206</b>	<b>348</b>	<b>33</b>	<b>11</b>	<b>29</b>	<b>112</b>	<b>0</b>	<b>6</b>	<b>12</b>	<b>85</b>	<b>216</b>	<b>21</b>	<b>1</b>	<b>.375</b>	<b>.493</b>	<b>6</b>



8

# ROBBIE GROSSMAN

HT: 6-0 WT: 209 BT: S TH: L BORN: 9/16/1989 IN SAN DIEGO, CA

## OUTFIELDER

Opening Day Age: 32

Residence: Cypress, TX

Major League Service: 7.060

Signed Through: 2022

How Obtained: Signed by the Tigers as a free agent on January 5, 2021

### CAREER HIGHLIGHTS

- Enters the **2022** season having not committed an error in 377 consecutive games, the longest active errorless streak by an outfielder...his most recent error came on June 13, 2018 at Detroit.

### SEASON HIGHLIGHTS

Established career highs in games played (156), runs scored (88), hits (133), home runs (23), RBI (67), walks (98) and stolen bases (20) in his first year with the Tigers in **2021**.

- Finished the season with 23 doubles, 23 home runs and 20 stolen bases...became the seventh player in franchise history to have 20-or-more doubles, 20-or-more home runs and 20-or-more stolen bases in a season, joining Chad Curtis (1995), Damion Easley (1997), Kirk Gibson (1984-85, 1987), Curtis Granderson (2007, 2009), Gary Sheffield (2007) and Alan Trammell (1986).
- Ranked second in the American League and fourth in the Majors with 98 walks...his 14.6% walk rate was the highest in a season by a Tigers batter since Miguel Cabrera had a 14.7% walk rate in 2015.
- Played 145 games in the outfield during the season and did not commit an error, extending his errorless streak to 377 consecutive games, dating back to June 13, 2018 at Detroit, which is the longest active errorless streak by an outfielder.
- Named the Tigers winner of the 16th annual MLBPA Heart and Hustle Award.
- Drew multiple walks in each of the first three games of the season vs. Cleveland...according to the Elias Sports Bureau, he became the first player in franchise history to walk eight times in the club's first three games of the season, and the first Major Leaguer to do so since New York (AL)'s Kevin Maas in 1991...he was also the first big league leadoff hitter to walk eight-or-more times in the first three games of a season since Eddie Yost of the 1956 Washington Senators.
- Reached base five times for the first time in his career on May 4 at Boston, going 3x3 with a double, three RBI and two walks.
- Hit his second career leadoff home run on May 8 vs. Minnesota and was on base five times in the game, finishing the contest 3x3 with a double, a homer, a walk and a hit by pitch.
- Recorded a walk-off single on May 11 vs. Kansas City...finished the season with four walk-off plate appearances, which were the most for a Tigers player since Ian Kinsler had four in 2015.
- Hit his first career walk-off homer on May 28 vs. New York (AL), a two-run shot in the 10th inning off Justin Wilson.
- Successfully executed a walk-off safety squeeze bunt on June 27 vs. Houston, Detroit's fourth walk-off victory on a sacrifice bunt since at least 1916 (last, Ed Brinkman on August 6, 1973).
- Led off the first game of the July 17 doubleheader vs. Minnesota with a home run, the only run of the game...according to the Elias Sports Bureau, marked the first time in franchise history that the Tigers have won a game 1-0 with the only run coming on a first inning leadoff homer...the last Major League team to do so was Baltimore on August 3, 2014 vs. Seattle, when Nick Markakis led off with a homer.
- Had a career-best, 21-game on-base streak from June 26-July 22, during which he hit .234/.430/.516 with six home runs and 12 RBI.
- Hit a game-tying, two-run pinch hit homer in the ninth inning on July 26 at Minnesota...marked his second career pinch hit homer (other, April 26, 2019 at Toronto).
- Had multiple hits in four straight games from August 10-13, the longest streak of his career.
- Hit his 20th home run of the season on August 31 vs. Oakland, becoming the first Tiger to have 20-or-more homers in a season since Nick Castellanos hit 23 in 2018.
- Selected the Tigers Player of the Month for August, hitting .281/.363/.494 with five doubles, a triple, four home runs and nine RBI.
- Posted his fourth career four-hit game on September 8 at Pittsburgh...marked his first four-hit performance since June 5, 2019 at Los Angeles (AL).
- Drew a walk-off walk in the 11th inning on September 12 vs. Tampa Bay...marked Detroit's first win with a walk-off base on balls since Miguel Cabrera on July 16, 2017 vs. Toronto.



Played in 51 games with Oakland in **2020**.

- Did not commit an error in 47 games and 87 total chances in the outfield, extending his errorless streak to 231 games dating back to June 13, 2018 at Detroit...his streak is the second longest active errorless streak by an outfielder, trailing only Tyler Naquin, who has not committed an error in 281 consecutive games.
- Established a career best with a .482 slugging percentage, while his .826 OPS was his second-best output behind his .828 mark in 2016.
- Recorded the first multi-homer game of his big league career on September 26 at Seattle.
- Appeared in six games during Oakland's playoff run...went 3x10 with two runs scored and two doubles in four games in the American League Division Series vs. Houston.

Completed his first season with the Athletics in **2019**, setting a career high with 138 games played and three triples, while matching his career best with nine stolen bases.

- Excelled in pinch-hit situations, leading American League pinch hitters with seven RBI, which was tied for the most by an A's pinch hitter over the last 21 years, behind only Matt Stairs, who had eight RBI in 1998.
- Did not commit an error in 129 games in the outfield and his 228 total chances were the second most in the Majors among outfielders with no errors, trailing only Max Kepler, who had 281 total chances without an error, and the third most chances in Athletics history behind Stan Javier (335 in 1995) and Coco Crisp (309 in 2013).
- Belted his first career pinch-hit homer on April 26 at Toronto.
- Recorded his third career four-hit game on June 5 at Los Angeles (AL), his first since September 18, 2016 at New York (NL).
- Picked up the 500th hit of his Major League career on June 10 at Tampa Bay, a ninth inning RBI single off Chaz Roe.
- Started in left field in the American League Wild Card Game vs. Tampa Bay and went 2x4.

Set career highs in hits (108), doubles (27) and RBI (48) in **2018** with Minnesota.

- Finished the season with a .367 on-base percentage, which ranked 10th among American League players with at least 450 plate appearances.
- Hit his first career grand slam and matched his career high with four RBI on July 2 at Milwaukee.
- On injured list from August 6-19 with a right hamstring strain.
- Finished the season strong, hitting .319/.444/.447 with nine doubles, one home run and 11 RBI in 28 games...was tied for the American League lead with 22 walks during the month while he was sixth in on-base percentage.

Appeared in 119 games with the Twins in **2017**.

- Posted a .379 on-base percentage prior to the All-Star break, which ranked tied for seventh in the American League among hitters with at least 280 plate appearances
- Reached base safely in 14 consecutive games from April 9-26, hitting .311/.456/.444 with three doubles, one home run and seven RBI.
- Sidelined from August 18-September 5 with a left thumb fracture.
- Started at designated hitter in the AL Wild Card Game vs. New York (AL) and went 0x4.

Began the **2016** season in the Cleveland Indians organization, before signing with Minnesota on May 17.

- Batted .344 (43x125) against lefthanded pitchers, which ranked third in the American League and tied for sixth in the Majors among hitters with at least 100 at-bats vs. southpaws...had an .828 OPS, which was fourth among AL switch-hitters (min. 300 at-bats).
- Reached base safely in each of his first nine games with the Twins and in 26 of his first 27 from May 20-June 17...hit .301/.435/.559 with nine doubles, five home runs and 15 RBI.
- Drew 23 walks in June, which was tied for the AL lead and tied for second in all of baseball.
- Set a season high and tied his career high with four hits on September 18 at New York (NL).
- Finished the month of September batting .339/.409/.492 with three doubles, two home runs and six RBI.

Spent most of the **2015** season with Triple A Fresno in the Houston Astros organization.

- Hit .281 with a double and three RBI in nine games during the Pacific Coast League playoffs, helping Fresno to the Triple A championship, defeating Columbus, 7-0, in the finals.

Made an Opening Day roster for the first time in his career in **2014** with the Astros.

- Had a 13.0 percent walk rate, which ranked fifth in the American League among qualified hitters.
- Established a career high with four hits with a double, homer and two RBI on July 9 at Texas.
- Closed the season with a 10-game hitting streak from September 18-28, hitting .342/.432/.368 with one double.
- Finished the month of September batting .307/.367/.386 with five doubles, a triple, six RBI and 10 runs scored.

Saw the first Major League action of his career in **2013** with Houston.

- Made his big league debut on April 24 vs. Seattle, going 2x5 with a run scored and two doubles...became just the second player in franchise history to hit two doubles in his Major League debut, joining James Mouton on April 4, 1994.
- Was a perfect 5x5 with a triple and a RBI for Triple A Oklahoma City on July 20 at Memphis.
- Belted his first Major League home run on July 31 at Baltimore.
- Recorded a career-long, 14-game hitting streak from August 13-27, batting .365/.369/.492 with five doubles, one home run and nine RBI...was Houston's longest hitting streak of the season and was the second-longest streak by an American League rookie, behind only José Iglesias' 18-game streak.
- Suffered a strained right oblique on September 3 vs. Minnesota and missed the final 24 games of the season.
- Ranked as the No. 17 prospect in the Astros organization by *Baseball America*.

Began the **2012** season with the Pittsburgh Pirates organization before being acquired by Houston on July 24.

- Posted a 13-game hitting streak with Double A Altoona from June 16-29, hitting .380/.508/.660 with five doubles, three home runs and 10 RBI.
- Hit .333/.456/.431 with three doubles, two triples, one home run and 10 RBI in 29 games during July between Altoona and Double A Corpus Christi.
- Ranked as the eighth-best prospect in the Pirates system by *Baseball America* and rated as possessing the best strike zone discipline in the Pirates organization and the Eastern League.

Earned Pirates Minor League Player of the Year honors in **2011** after leading all of the Minor Leagues with 127 runs scored and 104 walks.

- Became the first Minor League player since Nick Swisher in 2004 to score at least 100 runs and draw at least 100 walks...his 127 runs scored were the most by any Minor League player since 2005.
- Selected to the Florida State League postseason All-Star Team and was named a Pirates organization All-Star by MiLB.com.
- Ranked tied for fifth in the FSL with 34 doubles and 144 hits.
- Reached base safely in a FSL-best 42 straight games from July 3-August 18...slashed .312/.436/.503 with 10 doubles, a triple, six home runs and 25 RBI in that span.
- Played for Mesa in the Arizona Fall League following the season, hitting .375/.472/.625 with five doubles, seven home runs and 22 RBI in 26 games...played in the AFL Rising Stars Game and was named to the AFL All-Prospect Team.
- Ranked as the No. 25 prospect in the Pirates organization and rated as possessing the best strike zone discipline in the Florida State League by *Baseball America*.

Spent the entire **2010** season with Single A Bradenton, appearing in 125 games.

- Ranked second in the Florida State League with 66 walks and tied for third with 84 runs scored.
- Finished a home run shy of the cycle on June 28 vs. Fort Myers, finishing the game 4x6 with a double, a triple and four RBI.
- Went 3x10 with two walks and a RBI in three postseason games.
- Rated as the 18th-best prospect in the Pirates organization by *Baseball America*.

Played in 116 games with Single A West Virginia in **2009**.

- Ranked second in the South Atlantic League with 83 walks and third with 83 runs scored.
- Had a 28-game streak of reaching base safely from June 6-July 13, hitting .293/.388/.448 with five doubles, two triples, three home runs and 19 RBI.
- Went 5x6 with a double, a triple and five RBI on June 18 at Hickory.
- Ranked as the No. 10 prospect in the Pirates organization by *Baseball America*.

Began his professional career in **2008**, playing in five games with the GCL Pirates.

#### AMATEUR HIGHLIGHTS

- Graduated from Cy-Fair High School, where he was a Rawlings first team All-American in **2008** and a member of the USA Baseball Junior National Team in **2007**.



## TRANSACTIONS

- Selected by Pittsburgh in the sixth round of the 2008 MLB Draft out of Cy-Fair High School (TX)
- On suspended list, May 5-8, 2009
- Acquired by Houston along with Wandy Rodriguez from Pittsburgh in exchange for Colton Cain and Rudy Owens on July 24, 2012
- Signed by Cleveland as a Minor League free agent on December 15, 2015
- Signed by Minnesota as a Minor League free agent on May 17, 2016
- On injured list, August 18-September 5, 2017 (left thumb fracture)
- On injured list, August 6-19, 2018 (right hamstring strain)
- Signed by Oakland as a free agent on February 15, 2019
- Signed by the Tigers as a free agent on January 5, 2021

## ROBERT (ROBBIE) EDWARD GROSSMAN'S CAREER RECORD

Year	Club	AVG	G	AB	R	H	TB	2B	3B	HR	RBI	SH	SF	HB	BB	SO	SB	CS	OBP	SLG	E
2008	GCL Pirates	.188	5	16	3	3	4	1	0	0	1	0	0	1	4	7	1	0	.381	.250	0
2009	West Virginia	.266	116	451	83	120	160	21	2	5	42	7	0	2	75	164	35	12	.373	.355	5
2010	Bradenton	.245	125	470	84	115	162	29	3	4	50	12	6	8	66	118	15	8	.344	.345	5
2011	Bradenton	.294	134	490	127	144	221	34	2	13	56	9	7	6	104	111	24	10	.418	.451	7
2012	Altoona	.266	95	350	59	93	142	20	4	7	36	4	0	4	59	78	9	10	.378	.406	2
	Corpus Christi	.267	36	135	22	36	57	8	2	3	11	1	1	5	18	43	4	1	.371	.422	1
2013	Oklahoma City	.281	70	253	42	71	92	11	2	2	20	7	1	1	48	66	15	8	.396	.364	2
	<b>Houston</b>	<b>.268</b>	<b>63</b>	<b>257</b>	<b>29</b>	<b>69</b>	<b>95</b>	<b>14</b>	<b>0</b>	<b>4</b>	<b>21</b>	<b>5</b>	<b>1</b>	<b>2</b>	<b>23</b>	<b>70</b>	<b>6</b>	<b>7</b>	<b>.332</b>	<b>.370</b>	<b>3</b>
2014	Oklahoma City	.337	44	175	30	59	87	16	0	4	15	0	0	2	22	38	10	8	.417	.497	0
	<b>Houston</b>	<b>.233</b>	<b>103</b>	<b>360</b>	<b>42</b>	<b>84</b>	<b>120</b>	<b>14</b>	<b>2</b>	<b>6</b>	<b>37</b>	<b>3</b>	<b>2</b>	<b>2</b>	<b>55</b>	<b>105</b>	<b>9</b>	<b>3</b>	<b>.337</b>	<b>.333</b>	<b>3</b>
2015	Fresno	.254	93	347	54	88	121	16	1	5	37	1	4	1	55	85	14	8	.354	.349	0
	<b>Houston</b>	<b>.143</b>	<b>24</b>	<b>49</b>	<b>7</b>	<b>7</b>	<b>12</b>	<b>2</b>	<b>0</b>	<b>1</b>	<b>5</b>	<b>0</b>	<b>0</b>	<b>0</b>	<b>5</b>	<b>17</b>	<b>0</b>	<b>0</b>	<b>.222</b>	<b>.245</b>	<b>0</b>
2016	Columbus	.256	34	117	14	30	53	5	0	6	13	1	0	0	21	25	3	1	.370	.453	0
	Rochester	.250	1	4	1	1	1	0	0	0	1	0	0	0	0	1	1	0	.250	.250	0
	<b>Minnesota</b>	<b>.280</b>	<b>99</b>	<b>332</b>	<b>49</b>	<b>93</b>	<b>147</b>	<b>19</b>	<b>1</b>	<b>11</b>	<b>37</b>	<b>0</b>	<b>2</b>	<b>55</b>	<b>96</b>	<b>2</b>	<b>3</b>	<b>.386</b>	<b>.443</b>	<b>8</b>	
2017	Rochester	.143	2	7	2	1	1	0	0	0	0	1	0	0	2	2	0	0	.333	.143	0
	<b>Minnesota</b>	<b>.246</b>	<b>119</b>	<b>382</b>	<b>62</b>	<b>94</b>	<b>145</b>	<b>22</b>	<b>1</b>	<b>9</b>	<b>45</b>	<b>2</b>	<b>2</b>	<b>3</b>	<b>67</b>	<b>79</b>	<b>3</b>	<b>1</b>	<b>.361</b>	<b>.380</b>	<b>4</b>
2018	Rochester#	.455	3	11	1	5	6	1	0	0	3	0	1	0	1	1	0	0	.462	.545	0
	<b>Minnesota</b>	<b>.273</b>	<b>129</b>	<b>396</b>	<b>50</b>	<b>108</b>	<b>152</b>	<b>27</b>	<b>1</b>	<b>5</b>	<b>48</b>	<b>2</b>	<b>5</b>	<b>2</b>	<b>60</b>	<b>83</b>	<b>0</b>	<b>1</b>	<b>.367</b>	<b>.384</b>	<b>3</b>
2019	Oakland	.240	138	420	57	101	146	21	3	6	38	0	2	1	59	86	9	4	.334	.348	0
2020	Oakland	.241	51	166	23	40	80	12	2	8	23	0	0	5	21	38	8	1	.344	.482	0
2021	<b>DETROIT</b>	<b>.239</b>	<b>156</b>	<b>557</b>	<b>88</b>	<b>133</b>	<b>231</b>	<b>23</b>	<b>3</b>	<b>23</b>	<b>67</b>	<b>2</b>	<b>6</b>	<b>8</b>	<b>98</b>	<b>155</b>	<b>20</b>	<b>5</b>	<b>.357</b>	<b>.415</b>	<b>0</b>
MINOR LEAGUE TOTALS		.271	758	2826	522	766	1107	162	16	49	286	42	20	30	475	739	131	66	.379	.392	22
DETROIT TOTALS		.239	156	557	88	133	231	23	3	23	67	2	6	8	98	155	20	5	.357	.415	0
MAJOR LEAGUE TOTALS		.250	882	2919	407	729	1128	154	13	73	321	14	18	25	443	729	57	25	.352	.386	21

## CAREER FIELDING

	G	TC	PO	A	E	DP	PCT
Outfield	717	1281	1240	20	21	3	.984

## CAREER HIGHS

- Hits:** 4 (four times) - last, September 8, 2021 at Pittsburgh  
**Home Runs:** 2 - September 26, 2020 at Seattle  
**RBI:** 5 - May 11, 2021 vs. Kansas City  
**Stolen Bases:** 2 (five times) - last, May 4, 2021 at Boston  
**Hitting Streak:** 14 - August 13-27, 2013



# 13

## ERIC HAASE

HT: 5-10 WT: 210 BT: R TH: R BORN: 12/18/1992 IN DETROIT, MI

### CATCHER

Opening Day Age: 29      Residence: Livonia, MI  
 Major League Service: 1.072      Signed Through: 2022  
 How Obtained: Acquired by the Tigers from Cleveland in exchange for cash considerations on January 8, 2020

#### CAREER HIGHLIGHTS

- Named American League Rookie of the Month in July, 2021.

#### SEASON HIGHLIGHTS

Spent most of the 2021 season with the Tigers, playing in 98 games.

- Finished the season with 22 home runs...became the first Tiger to have a 20-homer season while playing at least 60 percent of his games at catcher since Mickey Tettleton in 1992...his 22 homers ranked fifth among rookies in Tigers history and were the most by a Detroit rookie since Tony Clark hit 27 in 1996.
- Ranked fifth among Major League rookies (min. 300 at-bats) with 22 home runs and a .459 slugging percentage, while he was tied for seventh with 61 RBI and ninth with a .745 OPS.
- Belted a pair of solo home runs on May 17 at Seattle, his first career multi-homer game...finished the season with four multi-homer performances, which were the most by a Tigers rookie since 1947 and the most by any Detroit player since Miguel Cabrera had six in 2016.
- Was behind the plate for Spencer Turnbull's no-hitter on May 18 at Seattle...according to the Elias Sports Bureau, he was the first rookie in Tigers history to catch a no-no and first Major League rookie to catch a complete game no-hitter since Eli Whiteside caught Jonathan Sanchez's on July 10, 2009.
- Hit the first triple of his Major League career on May 29 vs. New York (AL)...was the first Tigers catcher to triple in a game since Grayson Greiner in the nightcap of the doubleheader on September 12, 2019 vs. New York (AL).
- Homered in the first inning on June 8 vs. Seattle, marking his sixth home run in the span of 17 at-bats... according to the Elias Sports Bureau, he became the first Tiger to do so since Miguel Cabrera, who had six homers in a stretch of 17 at-bats from May 19-23, 2013.
- Picked up his first Major League stolen base in the first game of the doubleheader on June 26 vs. Houston.
- Blasted a pair of home runs on July 3 vs. Chicago (AL), including his first career inside-the-park home run...was Detroit's first inside-the-park homer since JaCoby Jones on August 10, 2020 vs. Chicago (AL).
- Hit his first career pinch-hit home run on July 6 at Texas, a game-tying, three-run shot...was the first pinch-hit blast by a Tigers player since John Hicks in the second game of the doubleheader on September 28, 2019 at Chicago (AL).
- Finished with 13 home runs prior to the All-Star break, the second most by a Tigers rookie since 1947, trailing only Matt Nokes, who hit 20 homers before the All-Star break in 1987.
- Hit a game-tying grand slam in the ninth inning on July 27 at Minnesota...marked his first career grand slam.
- Had a career best 10-game hitting streak from July 19-29, during which he batted .314/.375/.714 with two doubles, four home runs and 16 RBI.
- Named AL Rookie of the Month and Tigers Player of the Month for July, hitting .265/.319/.627 with three doubles, nine home runs and 29 RBI in 23 games...led the American League in RBI during the month, while he was tied for the league lead in home runs and seventh in slugging percentage...was the first Tigers player to be named AL Rookie of the Month since Brennan Boesch in June, 2010.
- Sidelined from August 16-27 with a right abdominal strain.

Saw his first action with the Tigers in 2020, going 3x17 in seven games and driving in a pair of runs.

- Was recalled from the alternate training site on September 15, and made his Tigers debut the next day vs. Kansas City.
- Notched his first hit as a Tiger in the fourth inning on September 19 vs. Cleveland, followed by his first RBI to tie the game in the eighth...went 2x4 with a RBI and a run scored.

Established a career high with 28 home runs in 2019 with Triple A Columbus...also saw time at the Major League level for the second straight season, appearing in 10 games with Cleveland.

- Selected to the International League midseason and postseason All-Star Team and was named a Cleveland organization All-Star by MiLB.com...tabbed the IL's Top Star at the Triple A All-Star Game.



- Ranked tied for fifth in the IL in home runs, while he was 10th with a .517 slugging percentage.
- Threw out 41.7% (30-of-72) base stealers at Columbus...finished the year tied for the IL lead with 30 runners caught stealing.
- Had a pair of multi-homer games during the season, hitting two home runs on June 7 vs. Norfolk and July 5 vs. Louisville.
- Hit .304/.402/.620 with five doubles, one triple, six home runs and 15 RBI in 24 games during June.
- Belted the first home run of his Major League career on September 28 at Washington, connecting for a three-run shot off Patrick Corbin.
- Ranked as the 25th-best prospect and was rated as the best defensive catcher in the Indians organization by *Baseball America*.

Appeared in a career-high 120 games with Triple A Columbus in **2018**...also saw the first Major League action of his career, playing in nine games with the Indians.

- Named to the International League midseason All-Star Team and was selected a Cleveland organization All-Star by MiLB.com.
- Ranked tied for fourth in the International League with 47 extra-base hits, while he was fifth with 20 home runs, seventh with 71 RBI and tied for ninth with 192 total bases.
- Threw out 48.5% (33-of-68) of baserunners attempting to steal while with Columbus.
- Hit a pair of home runs and drove in a season-high six runs on June 30 vs. Indianapolis...also had multi-homer games on August 16 vs. Syracuse and August 28 vs. Louisville.
- Earned International League Player of the Week honors in back-to-back weeks in July...for the week ending July 8, he hit .346/.379/.731 with four doubles, two home runs and eight RBI, while he batted .471/.474/1.118 with two doubles, three home runs and 11 RBI for the week ending July 15.
- Made his Major League debut on September 2 vs. Tampa Bay, entering as a defensive replacement in the eighth inning.
- Picked up the first hit of his big league career on September 16 vs. Detroit, an RBI single in the fourth inning off of Francisco Liriano.
- Rated as the No. 31 prospect in the Indians organization by *Baseball America*.

Played in 95 games with Double A Akron in **2017**.

- Selected to the Eastern League postseason All-Star Team.
- Ranked second in the Eastern League with a .574 slugging percentage and .923 OPS, while he was third with 26 home runs...led the Indians system in slugging percentage, while he was third in homers and OPS.
- Established an Akron single-season record with 15 home runs at home.
- Named Eastern League Player of the Week for the week ending July 9, after hitting .400/.423/1.040 with two doubles, one triple, four home runs and seven RBI...had a pair of multi-homer games during the week.
- Hit safely in 11 consecutive games from June 27-July 13, batting .400/.426/.867 with four doubles, one triple, five home runs and nine RBI.
- Recorded his third two-homer game of the season on August 9 vs. New Hampshire.
- Was called up to Triple A Columbus at the end of the season, appearing in two games.
- Played in three games with Leones del Escogido in the Dominican Winter League after the season, and went 0x10 with a RBI.

Limited to 63 games with Double A Akron in **2016** due to two separate stints on the injured list.

- Sidelined from April 7-29 with a left ankle sprain.
- Placed on the injured list from July 1-14 with a right groin strain.
- Belted a pair of home runs and went 4x5 with a double and three RBI on August 20 at Bowie.
- Named the Most Valuable Player of the Eastern League playoffs after hitting .280/.400/.520 with three doubles, one home run and seven RBI in seven games...sent Akron to the EL championship with a walk-off RBI single in the 10th inning of Game 4 of the EL semifinals.
- Played in five games with Mesa in the Arizona Fall League, hitting .278/.316/.444 with three doubles.

Spent the entire **2015** season with Single A Lynchburg.

- Tabbed an Indians organization All-Star by MiLB.com.
- Ranked fifth in the Carolina League with seven triples, while he was tied for sixth with 42 extra-base hits and 10th with 26 doubles.
- Batted .345/.424/.603 with six doubles, three triples, one home run and eight RBI in 16 games during August.

Named to the Midwest League midseason All-Star Team in **2014** with Single A Lake County...also appeared in 16 games with Single A Carolina.

- Selected an Indians organization All-Star by MiLB.com.
- Led Lake County with a .514 slugging percentage, while he was second with 16 home runs.
- Placed on temporarily inactive list from May 20-25.
- Hit .315/.351/.397 with three doubles, one home run and six RBI in 18 games during July.





Played in 104 games with Single A Lake County in **2013**.

- Named an Indians organization All-Star by MiLB.com.
- Belted a pair of home runs on June 20 at Dayton.
- Finished a triple shy of the cycle on August 19 at Lansing, going 4x5 with a double, a home run and three RBI.
- Appeared in 20 games in August/September, hitting .333/.425/.536 with five doubles, three home runs and 11 RBI.

Spent most of the **2012** season with the AZL Indians.

- Hit the first home run of his professional career on August 8 vs. the AZL Reds...followed that up with a homer in his next game on August 13 at the AZL Diamondbacks.

Drafted by Cleveland in the seventh round of the **2011** MLB Draft and played four games with the AZL Indians.

### AMATEUR HIGHLIGHTS

- Graduated from Divine Child High School in Dearborn, MI in **2011**, playing on two state championship teams.
- As a senior, was selected Michigan's Mr. Baseball by the Michigan High School Baseball Coaches Association, an annual award given to Michigan's top prep player and was named Division II First-Team All-State by the MHSBCA as a junior and senior.

### TRANSACTIONS

- Selected by Cleveland in the seventh round of the 2011 MLB Draft out of Divine Child HS (MI)
- On temporarily inactive list, May 20-25, 2014
- On injured list, April 7-29, 2016 (left ankle sprain)
- On injured list, July 1-14, 2016 (right groin strain)
- Acquired by the Tigers from Cleveland in exchange for cash considerations on January 8, 2020
- On injured list, August 16-27, 2021 (right abdominal strain)

### ERIC MICHAEL HAASE'S CAREER RECORD

Year	Club	AVG	G	AB	R	H	TB	2B	3B	HR	RBI	SH	SF	HB	BB	SO	SB	CS	OBP	SLG	E
2011	AZL Indians	.300	4	10	2	3	3	0	0	2	0	0	1	0	1	1	0	0	.364	.300	0
2012	AZL Indians	.282	28	103	16	29	53	11	2	3	22	0	1	0	5	29	1	0	.312	.515	6
	Mahoning Valley	.091	3	11	1	1	1	0	0	0	0	0	0	0	1	4	0	0	.167	.091	1
2013	Lake County	.250	104	376	49	94	165	23	3	14	47	1	2	1	40	117	2	2	.322	.439	15
2014	Lake County	.270	77	296	48	80	152	16	4	16	42	0	1	3	28	84	1	2	.338	.514	16
	Carolina	.185	16	65	4	12	19	4	0	1	6	0	0	0	5	19	0	1	.243	.292	1
2015	Lynchburg	.247	90	320	46	79	146	26	7	9	55	1	2	11	36	114	3	2	.341	.456	7
2016	Akron	.208	63	226	28	47	99	14	1	12	33	1	1	1	17	75	0	2	.265	.438	2
2017	Akron	.258	95	333	59	86	191	17	5	26	59	0	1	3	44	116	4	2	.349	.574	6
	Columbus	.333	2	6	1	2	5	0	0	1	2	0	0	1	1	2	0	0	.500	.833	0
2018	Columbus	.236	120	433	54	102	192	24	3	20	71	2	7	4	31	143	3	1	.288	.443	6
	Cleveland	.125	9	16	0	2	2	0	0	0	1	0	0	1	0	6	0	0	.176	.125	1
2019	Columbus	.226	102	350	67	79	181	12	3	28	60	1	3	5	42	142	1	1	.315	.517	9
	Cleveland	.063	10	16	1	1	4	0	0	1	3	0	0	0	1	8	0	0	.118	.250	0
2020	DETROIT	.176	7	17	1	3	3	0	0	0	2	0	1	0	1	6	0	0	.211	.176	1
2021	Toledo	.348	7	23	3	8	14	3	0	1	5	0	0	0	5	10	1	0	.464	.609	0
	DETROIT	.231	98	351	48	81	161	12	1	22	61	0	2	2	26	119	2	0	.286	.459	6
MINOR LEAGUE TOTALS		.244	711	2552	378	622	1221	150	28	131	404	6	18	29	256	856	16	13	.318	.478	69
DETROIT TOTALS		.228	105	368	49	84	164	12	1	22	63	0	3	2	27	125	2	0	.283	.446	7
MAJOR LEAGUE TOTALS		.218	124	400	50	87	170	12	1	23	67	0	3	3	28	139	2	0	.272	.425	8

### CAREER FIELDING

	G	TC	PO	A	E	DP	PCT
Catcher	88	629	595	27	7	3	.989
First Base	1	2	2	0	0	0	1.000
Outfield	22	31	29	1	1	0	.968

### IN-DEPTH CATCHING STATISTICS

	G	SB	CS	CS%	PB	SLAA	FrmRAA
2018	7	5	0	0.0	0	-2.17	-0.25
2019	8	0	1	100.0	1	-5.01	-0.64
2020	7	9	1	10.0	0	0.30	0.02
2021	66	24	11	31.4	7	-51.32	-6.31
Totals	88	38	13	25.5	8	-58.90	-7.26

### CAREER HIGHS

**Hits:** 3 - July 3, 2021 vs. Chicago (AL)

**Home Runs:** 2 (four times) - last, July 3, 2021 vs. Chicago (AL)

**RBI:** 6 - July 3, 2021 vs. Chicago (AL)

**Stolen Bases:** No Major League stolen bases

**Hitting Streak:** 10 - July 19-29, 2021




# 54 DEREK HILL

HT: 6-2 WT: 190 BT: R TH: R BORN: 12/30/1995 IN DES MOINES, IA

## OUTFIELDER

**Opening Day Age:** 26 **Residence:** Lakeland, FL  
**Major League Service:** 1.010 **Signed Through:** 2022  
**How Obtained:** Selected by the Tigers in the first round (23rd overall) of the 2014 MLB Draft

### SEASON HIGHLIGHTS

Limited to 49 games with the Tigers in **2021** due to three separate stints on the injured list...also played in 34 games with Triple A Toledo.

- Began the season with the Mud Hens, hitting .355/.417/.526 with five doubles, one triple, two home runs and 11 RBI in 21 games during May...had multiple hits in six consecutive games from May 21-27.
- Picked up the first stolen base of his Major League career on June 5 at Chicago (AL).
- Drove in his first big league run and notched his first career multi-hit game on June 8 vs. Seattle.
- Stole a base in three straight games from June 5-8, becoming the first Tiger to do so since Niko Goodrum swiped a bag in three straight games from April 5-8, 2018.
- On the injured list from June 10-29 with a right shoulder sprain.
- Belted a pair of home runs and drove in four on July 8 at Omaha.
- Recorded six stolen bases in his first 11 games, the first Tigers player to have six-or-more steals in his first 11 games since Rajai Davis in 2014.
- Went 3x6 with two RBI on July 28 vs. Baltimore...marked his first career three-hit game.
- Hit his first big league triple on July 30 vs. Baltimore, going 2x4...reached base safely in 10-of-12 games from July 16-30, batting .314/.426/.353 with 11 runs scored, a triple and five RBI.
- Launched the first home run of his career on August 8 at Cleveland, a three-run shot off Zach Plesac...also established a career high with three RBI.
- Sidelined from August 11-21 with a left ribcage contusion.
- Homered in back-to-back games for the first time in his career on August 30 vs. Minnesota and August 31 vs. Oakland.
- Hit a walk-off double in the 11th inning on September 14 vs. Milwaukee, his first career walk-off hit.
- Placed on the injured list on September 19 with a left knee sprain and missed the rest of the season.

Made his Major League debut with the Tigers in **2020**, appearing in 15 games.

- Was recalled from the alternate training site on September 2, marking his first appearance on the active roster.
- Played mostly as a defensive replacement and pinch runner, combining to go 1x11 with three runs scored...became the seventh player in franchise history to appear in 15-or-more games during his rookie season and have 11-or-fewer at-bats.
- Made his Major League debut as a defensive replacement on September 4 at Minnesota in game two of the doubleheader, going 0x1 with a strikeout.
- Reached base safely for the first time in his Major League career on September 17 vs. Cleveland, drawing a walk and later coming around to score.
- Picked up the first hit of his big league career on September 26 at Kansas City, a first-inning single off Carlos Hernández.
- Ranked as the No. 22 prospect in the Tigers organization and rated as the best defensive outfielder by *Baseball America*.

Played in a career-high 120 games in **2019** with Double A Erie.

- Established career bests in runs scored (78), hits (114), doubles (19), home runs (14) and RBI (45).
- Finished the season tied for the Eastern League lead in runs scored, while he was seventh in total bases (185) and tied for 10th in triples (5).
- Had a career-high five hits, including a double, with a RBI on August 7 at Portland.
- Played for Mesa in the Arizona Fall League after the season, and hit .254/.323/.475 with four doubles, three home runs and six RBI.
- Rated as the fastest baserunner and the best defensive outfielder in the Tigers player development system by *Baseball America*.



Led the Florida State League with 35 stolen bases in **2018** as he spent the entire season with Single A Lakeland.

- Sideline from May 5-23 with left knee tendinitis.
- Ranked as the 28th-best prospect in the Tigers organization by *Baseball America*...also rated as the fastest baserunner, best athlete and best defensive outfielder in the system.

Played in just 58 games in **2017** after missing the first half of the season due to an injury.

- Sideline from April 6-July 12 with a right elbow ulnar collateral ligament injury.
- Had a 10-game hitting streak from August 5-15, batting .390/.458/.610 with three doubles, three triples and six RBI.
- Finished a triple shy of the cycle on August 20 at Bowling Green, going 4x6 with a double, a home run and two RBI.
- Ranked as the No. 10 prospect in the Tigers organization by *Baseball America*.

Spent the entire **2016** season with Single A West Michigan.

- Named a Tigers Minor League Gold Glove winner as an outfielder and was selected an organization All-Star by MiLB.com.
- Ranked second in the Midwest League with 35 stolen bases.
- Sideline from May 8-19 with a concussion.
- Had four hits, including a double and two triples, and drove in two runs on June 29 vs. Bowling Green... added a second four-hit game on July 22 vs. Peoria.
- Played in 25 games during June, and hit .327/.372/.452 with six doubles, two triples, one home run and nine RBI.
- Sideline from August 9-September 14 with a right elbow sprain.
- Rated as the 10th-best prospect in the Tigers organization by *Baseball America*.

Limited to 53 games with Single A West Michigan in **2015** due to three separate stints on the injured list.

- Sideline from April 12-24, June 15-July 1 and July 13-September 24 with a left quadriceps strain.
- Ranked as the No. 3 prospect in the Tigers organization by *Baseball America*.

Combined to play in 47 games between the Rookie-level GCL Tigers and Single A Connecticut in **2014**.

- Hit safely in nine of the first 11 games of his professional career, batting .357/.491/.476 with one double, two triples and five RBI.
- Ranked as the No. 6 prospect in the Gulf Coast League by *Baseball America*.

**AMATEUR HIGHLIGHTS**

- Graduated from Elk Grove High School, where he hit .500 (47x94) with 26 runs scored, 11 doubles, seven triples and 30 RBI as a senior...also stole 29 bases and posted a .586 on-base percentage.

**TRANSACTIONS**

- Selected by the Tigers in the first round (23rd overall) of the 2014 MLB Draft out of Elk Grove High School (CA) (signing scout: Scott Cerny)
- On injured list, April 12-24, 2015 (left quadriceps strain)
- On injured list, June 15-July 1, 2015 (left quadriceps strain)
- On injured list, July 13-September 24, 2015 (left quadriceps strain)
- On injured list, May 8-19, 2016 (concussion)
- On injured list, August 9-September 14, 2016 (right elbow sprain)
- On injured list, April 6-July 12, 2017 (right elbow ulnar collateral ligament injury)
- On injured list, May 5-23, 2018 (left knee tendinitis)
- On injured list, June 10-29, 2021 (right shoulder sprain)
- On injured list, August 11-21, 2021 (left ribcage contusion)
- On injured list, September 19-October 4, 2021 (left knee sprain)

**DEREK JEROME HILL'S CAREER RECORD**

Year	Club	AVG	G	AB	R	H	TB	2B	3B	HR	RBI	SH	SF	HB	BB	SO	SB	CS	OBP	SLG	E
2014	GCL Tigers	.212	28	99	12	21	33	2	2	2	11	1	1	2	16	19	9	1	.331	.333	2
	Connecticut	.203	19	74	8	15	18	1	1	0	3	0	0	2	2	26	2	1	.244	.243	1
2015	West Michigan	.238	53	210	33	50	66	6	5	0	16	2	2	1	20	44	25	7	.305	.314	3
2016	West Michigan	.266	93	384	66	102	134	17	6	1	31	2	2	3	24	105	35	6	.312	.349	5
2017	GCL Tigers West#	.163	14	49	11	8	14	1	1	1	7	1	1	0	10	15	7	0	.300	.286	0
	West Michigan	.285	35	144	28	41	64	8	6	1	21	2	2	4	16	38	12	5	.367	.444	2
	Lakeland	.194	9	31	3	6	7	1	0	0	2	1	0	1	5	10	10	0	.324	.226	0
2018	Lakeland	.239	106	343	45	82	109	9	3	4	33	5	1	1	33	109	35	12	.307	.318	3
2019	Erie	.243	120	470	78	114	185	19	5	14	45	5	3	10	38	147	21	13	.311	.394	3
2020	<b>DETROIT</b>	<b>.091</b>	<b>15</b>	<b>11</b>	<b>3</b>	<b>1</b>	<b>0</b>	<b>0</b>	<b>0</b>	<b>0</b>	<b>0</b>	<b>0</b>	<b>0</b>	<b>0</b>	<b>1</b>	<b>6</b>	<b>0</b>	<b>0</b>	<b>.167</b>	<b>.091</b>	<b>1</b>
2021	Lakeland#	.333	4	18	0	6	7	1	0	0	2	0	0	1	6	0	0	0	.368	.389	0
	Toledo	.320	34	125	21	40	63	5	3	4	15	3	1	2	10	39	4	1	.377	.504	0
	<b>DETROIT</b>	<b>.259</b>	<b>49</b>	<b>139</b>	<b>19</b>	<b>36</b>	<b>54</b>	<b>3</b>	<b>3</b>	<b>3</b>	<b>14</b>	<b>0</b>	<b>1</b>	<b>10</b>	<b>42</b>	<b>6</b>	<b>3</b>	<b>.313</b>	<b>.388</b>	<b>1</b>	
	MINOR LEAGUE TOTALS	.249	515	1947	306	485	700	70	32	27	186	22	13	26	175	558	160	46	.317	.360	19
	MAJOR LEAGUE TOTALS	.247	64	150	22	37	55	3	3	3	14	0	0	1	11	48	6	3	.302	.367	2



## MAJOR LEAGUE CAREER FIELDING

	G	TC	PO	A	E	DP	PCT
Outfield	55	114	109	3	2	1	.982

## MAJOR LEAGUE CAREER HIGHS

**Hits:** 3 (twice) - last, August 31, 2021 vs. Oakland

**Home Runs:** 1 (three times) - last, August 31, 2021 vs. Oakland

**RBI:** 3 - August 8, 2021 at Cleveland

**Stolen Bases:** 1 (six times) - last, July 18, 2021 vs. Minnesota

**Hitting Streak:** 4 (twice) - last, August 28-September 1, 2021



84

GARRETT HILL

NON-ROSTER INVITEE

HT: 6-0 WT: 175 BT: R TH: R BORN: 1/16/1996 IN SANTA ROSA, CA

RIGHTEANDED PITCHER

Opening Day Age: 26      Residence: Petaluma, CA  
 Major League Service: 0.000      Signed Through: 2022  
 How Obtained: Selected by the Tigers in the 26th round of the 2018 MLB Draft

## SEASON HIGHLIGHTS

Spent most of the **2021** season with Single A West Michigan, starting 13 games...also made four starts for Double A Erie.

- On the injured list from June 10-27 with a left oblique muscle strain.
- Started five games in July and went 1-0 with a 1.45 ERA (18.2IP/3ER) and 28 strikeouts.
- Was promoted to Erie for his final four starts of the season and allowed two-or-fewer runs in three of the outings.
- Pitched for Salt River in the Arizona Fall League and went 2-1 with a 1.98 ERA (13.2IP/3ER) and 21 strikeouts in five appearances, including three starts...was selected to play in the AFL Rising Stars Game.

Worked out remotely during the **2020** season as a result of the COVID-19 pandemic.

Combined to make 23 starts between Single A West Michigan and Single A Lakeland in **2019**.

- Ranked second among all full season Minor League pitchers with a .169 opponent batting average, while he was third with a 0.96 WHIP.
- Began the season with West Michigan and did not allow a run in his first five starts of the season, throwing 26.0 consecutive scoreless innings with 10 hits allowed, 13 walks and 30 strikeouts.
- Threw a 6.0-inning complete game in the second game of a doubleheader on July 13 at Daytona, allowing two runs on six hits with four strikeouts in 6.0 innings.
- Started five games with Lakeland in July and had a 2-2 record with a 1.57 ERA (28.2IP/5ER) and 32 strikeouts.

Made his professional debut in **2018** with GCL Tigers West, pitching in nine games, including six starts.

- Ranked tied for ninth in the league with 46 strikeouts.
- Struck out a season-high 11 batters in 5.0 innings in the first game of a doubleheader on August 9 vs. the GCL Phillies East.

## TRANSACTIONS

- Selected by the Tigers in the 26th round of the 2018 MLB Draft out of San Diego State University (signing scout: Steve Pack)
- On injured list, June 10-27, 2021 (left oblique muscle strain)

## GARRETT HILL'S CAREER RECORD

Year	Club	W-L	ERA	G	GS	CG	SHO	SV	IP	H	TBF	R	ER	HR	HB	BB	SO	WP	BK	AVG
2018	GCL Tigers West	3-3	3.11	9	6	0	0	0	37.2	43	163	20	13	2	0	10	46	2	0	.281
2019	West Michigan	2-1	1.41	7	7	0	0	0	38.1	19	151	8	6	0	4	13	42	3	0	.143
	Lakeland	6-6	2.63	16	16	2	0	0	85.2	53	341	29	25	3	8	34	87	6	0	.180
2020	Did not play																			
2021	West Michigan	3-0	2.57	13	13	0	0	0	56.0	47	232	19	16	2	0	18	71	1	0	.223
	Erie	3-1	3.20	4	4	0	0	0	19.2	15	84	7	7	1	1	10	28	1	0	.208
MINOR LEAGUE TOTALS		17-11	2.54	49	46	2	0	0	237.1	177	971	83	67	8	13	85	274	13	0	.205



77

**JOE  
JIMÉNEZ**
**HT: 6-3 WT: 272 BT: R TH: R BORN: 1/17/1995 IN SAN JUAN, PR**
**RIGHTHANDED PITCHER**
**Opening Day Age:** 26

**Residence:** Davenport, FL

**Major League Service:** 3.077

**Signed Through:** 2022

**How Obtained:** Signed by the Tigers as a non-drafted free agent on June 24, 2013

**CAREER HIGHLIGHTS**

- Named to the American League All-Star Team in **2018**.
- Selected to participate in the Futures Game prior to the Major League Baseball All-Star Game in **2015** at Great American Ball Park in Cincinnati and in **2016** at PETCO Park in San Diego -- threw 0.2 scoreless innings with one strikeout in 2015, while he tossed 0.1 shutout innings in 2016.
- Named the Tigers Minor League Pitcher of the Year in **2015** and **2016**.

**SEASON HIGHLIGHTS**

Established a career high with six wins in **2021** as he appeared in 52 games, all in relief.

- After allowing eight runs in his first three outings of the season, he gave up just four runs over his next 18 outings, posting a 2.35 ERA (15.1IP/4ER).
- Did not allow an earned run in 13-of-14 appearances from July 17-August 17, compiling a 2-0 record with a 1.93 ERA (14.0IP/3ER) and 17 strikeouts.
- Picked up his first save of the season and 18th of his career on August 22 at Toronto, pitching a scoreless 11th inning with two strikeouts.
- Placed on the COVID IL from September 7-22.

Appeared in 25 games out of the bullpen for the Tigers in **2020**, posting a combined 1-3 record with five saves and a 7.15 ERA (22.2IP/18ER)...allowed 25 hits, six walks, seven home runs and five hit batters, while striking out 22.

- Entered 2020 tossing the ninth inning, and became the first Tigers closer to ever record four saves in the club's opening six games of a season.
- Allowed just three earned runs over 10 outings to close the season, dating back to September 7...over that span he posted a 2.61 ERA (10.1IP/3ER) on nine hits and no walks, while punching out nine...had an average fastball velocity of 94.7 MPH over that stretch, compared to 93.9 in the 15 appearances to start the season.
- Since initially becoming Detroit's closer on August 1, 2019, he has converted 14-of-16 save opportunities and posted a 3.68 ERA (14.2IP/6ER), allowing 16 hits and four walks, while striking out 16...has struggled in 28 non-save opportunities over that span, going 3-3 with a 6.31 ERA (25.2IP/18ER), allowing 28 hits and eight walks, while punching out 29.

Established single-season career highs with nine saves and 82 strikeouts in **2019**.

- Racked up 82 strikeouts over 59.2 innings pitched, posting a 12.37 strikeouts per nine innings rate...that figure ranked seventh among American League relievers (min. 59.0 IP) and established his single-season career high, which was previously 11.20 in 2018.
- Moved to the closer role following the trade of Shane Greene and successfully converted nine-of-10 save opportunities in August and September.
- Finished the season on a strong note, posting a 1-0 record with five saves, a 1.00 ERA (9.0IP/1ER) and 12 strikeouts in nine September outings.

Led the Tigers with a career-high 68 appearances in **2018**.

- Named to the American League All-Star Team for the first time in his career...tossed a scoreless third of an inning and earned a hold, striking out the only batter he faced...at 23 years old, he was the youngest Tigers All-Star since 1992, when Travis Fryman was selected to the All-Star Team at the age of 23.
- Ranked tied for fifth in the American League with 23 holds.
- Picked up his first career Major League win on April 5 at Chicago (AL), pitching a scoreless inning in relief.
- Began the season by not allowing an earned run in his first 10 appearances from March 30-April 22, tossing 9.2 innings.
- Posted a 2.70 ERA (13.1IP/4ER) with 17 strikeouts in 16 appearances during May.



- Earned his first career Major League save on June 2 vs. Toronto, pitching a perfect ninth inning.
- Made 46 appearances prior to the All-Star break, which were the fifth-most in franchise history and the most since C.J. Nitkowski pitched in 47 games before the All-Star break in 1999.
- Appeared in eight games during September and had a 1-0 record with a 2.35 ERA (7.2IP/2ER) and 13 strikeouts.
- Ranked as the No. 15 prospect in the Tigers organization by *Baseball America*.

Saw the first Major League action of his career in **2017**, making 24 appearances for the Tigers.

- Appeared in four games with Team Puerto Rico in the World Baseball Classic and had a 0.00 ERA (3.0IP/0ER) with two strikeouts.
- Made his Major League debut on April 13 vs. Minnesota, throwing a scoreless inning with one strikeout... struck out Byron Buxton for his first Major League strikeout.
- Sidelined from May 5-June 15 with a lumbar spine strain.
- Threw 17.0 consecutive scoreless innings with Triple A Toledo from June 25-July 28...during the streak, he struck out 20 batters, while only allowing nine hits in 16 games.
- Rated as the No. 11 prospect in the Detroit player development system by *Baseball America*.

Successfully converted 30-of-31 save opportunities in **2016** as he was named the Tigers Minor League Pitcher of the Year for the second consecutive season.

- Ranked tied for second among all Minor Leaguers with 30 saves.
- Selected to *Baseball America's* Minor League All-Star Team and named a Florida State League midseason All-Star.
- Struck out multiple batters in 11 of his 17 appearances with Single A Lakeland.
- Did not allow a run in his first nine outings with Double A Erie, extending his scoreless streak to begin the season to 26 appearances, a stretch that spanned 26.1 innings...had his scoreless streak snapped on June 25 at Hartford, allowing a run on two hits with one walk and two strikeouts in an inning.
- Named the Tigers Minor League Pitcher of the Month for June after compiling a 3-0 record with five saves, a 0.82 ERA (11.0IP/1ER), seven hits allowed, three walks and 20 strikeouts in 11 games with Erie.
- Started the season by successfully converting 20 straight saves from April 12-July 17...suffered his first blown save of the season on July 22 at Bowie, giving up two runs on three hits with one walk and one strikeout in 0.2 innings.
- Rated as the seventh-best prospect in the Tigers organization by *Baseball America*.

Named the Tigers Minor League Pitcher of the Year for **2015**.

- Selected to the Midwest League midseason All-Star Team.
- Ranked third in the Midwest League with 34 games finished, while he was fifth with 17 saves.
- Threw an inning-or-more in nine appearances, including six outings of 2.0 innings.
- Sidelined from April 18-25 with a left back strain.
- Did not allow a run in nine of his first 10 appearances from April 11-May 15 -- posted three saves with a 1.00 ERA (9.0IP/1ER) and 17 strikeouts during the stretch.
- Recorded nine consecutive scoreless outings from May 25-June 25 -- a stretch that spanned 10.1 innings.
- Posted a 2-0 record with 10 saves, a 0.86 ERA (21.0IP/2ER) and 26 strikeouts over his final 18 appearances from July 1-September 6.
- Closed the season by converting 14 consecutive save opportunities from June 4-September 6.
- Pitched for Gigantes de Carolina in the Puerto Rico Winter League and had a 0-2 record with six saves, a 2.60 ERA (17.1IP/5ER) and 23 strikeouts in 18 appearances.
- Ranked as the No. 14 prospect in the Tigers system by *Baseball America*.

Pitched in 23 games with Single A Connecticut in **2014**.

- Made eight appearances during July and went 1-0 with two saves, a 1.59 ERA (11.1IP/2ER) and 15 strikeouts.
- Recorded eight straight scoreless outings from July 20-August 13.
- Appeared in 12 games with Gigantes de Carolina in the Puerto Rico Winter League and had two saves with a 0.00 ERA (12.2IP/0ER) and 15 strikeouts -- allowed just three hits in 12.2 innings, holding opponents to an .081 batting average.
- Ranked as the No. 19 prospect in the New York-Penn League by *Baseball America*.

Made eight appearances with the GCL Tigers in his first season of professional baseball in **2013**.

- Made his professional debut on July 3 at the GCL Pirates, throwing a scoreless inning with a strikeout.
- Won three consecutive appearances from July 17-29 -- did not allow a run in 11.1 innings over the three-start stretch.

## TRANSACTIONS

- Signed by the Tigers as a non-drafted free agent on June 24, 2013 (signing scouts: Rolando Casanova and German Geigel)
- On injured list, April 18-25, 2015 (left back strain)
- On injured list, May 5-June 15, 2017 (lumbar spine strain)
- On injured list, September 7-22, 2021

## JOE ALEXANDER JIMÉNEZ'S CAREER RECORD

Year	Club	W-L	ERA	G	GS	CG	SHO	SV	IP	H	TBF	R	ER	HR	HB	BB	SO	WP	BK	AVG
2013	GCL Tigers	3-0	0.50	8	0	0	0	1	18.0	9	68	1	1	0	0	6	24	0	0	.155
2014	Connecticut	3-2	2.70	23	0	0	0	4	26.2	22	110	10	8	1	2	6	41	4	0	.218
2015	West Michigan	5-1	1.47	40	0	0	0	17	43.0	23	162	8	7	2	0	11	61	2	0	.153
2016	Lakeland	0-0	0.00	17	0	0	0	10	17.1	5	63	0	0	0	2	5	28	0	0	.089
	Erie	3-2	2.18	21	0	0	0	12	20.2	12	80	5	5	0	0	8	34	1	0	.171
	Toledo	0-1	2.30	17	0	0	0	8	15.2	9	60	5	4	1	0	4	16	0	0	.164
2017	Lakeland#	0-0	0.00	1	1	0	0	0	1.0	1	5	0	0	0	0	0	1	1	0	.200
	Toledo	1-1	1.44	26	0	0	0	4	25.0	19	102	4	4	1	0	12	36	0	0	.213
	<b>DETROIT</b>	<b>0-2</b>	<b>12.32</b>	<b>24</b>	<b>0</b>	<b>0</b>	<b>0</b>	<b>0</b>	<b>19.0</b>	<b>31</b>	<b>99</b>	<b>28</b>	<b>26</b>	<b>4</b>	<b>2</b>	<b>9</b>	<b>17</b>	<b>0</b>	<b>0</b>	<b>.356</b>
2018	<b>DETROIT</b>	<b>5-4</b>	<b>4.31</b>	<b>68</b>	<b>0</b>	<b>0</b>	<b>0</b>	<b>3</b>	<b>62.2</b>	<b>53</b>	<b>267</b>	<b>34</b>	<b>30</b>	<b>5</b>	<b>3</b>	<b>22</b>	<b>78</b>	<b>3</b>	<b>0</b>	<b>.222</b>
2019	<b>DETROIT</b>	<b>4-7</b>	<b>4.37</b>	<b>66</b>	<b>0</b>	<b>0</b>	<b>0</b>	<b>9</b>	<b>59.2</b>	<b>56</b>	<b>257</b>	<b>33</b>	<b>29</b>	<b>13</b>	<b>4</b>	<b>23</b>	<b>82</b>	<b>1</b>	<b>1</b>	<b>.243</b>
2020	<b>DETROIT</b>	<b>1-3</b>	<b>7.15</b>	<b>25</b>	<b>0</b>	<b>0</b>	<b>0</b>	<b>5</b>	<b>22.2</b>	<b>25</b>	<b>101</b>	<b>19</b>	<b>18</b>	<b>7</b>	<b>5</b>	<b>6</b>	<b>22</b>	<b>1</b>	<b>0</b>	<b>.284</b>
2021	Toledo	0-0	9.00	1	0	0	0	1	1.0	1	4	1	1	1	0	0	1	0	0	.250
	<b>DETROIT</b>	<b>6-1</b>	<b>5.96</b>	<b>52</b>	<b>0</b>	<b>0</b>	<b>0</b>	<b>1</b>	<b>45.1</b>	<b>34</b>	<b>210</b>	<b>33</b>	<b>30</b>	<b>6</b>	<b>8</b>	<b>35</b>	<b>57</b>	<b>6</b>	<b>0</b>	<b>.206</b>
MINOR LEAGUE TOTALS		15-7	1.60	154	1	0	0	57	168.1	101	654	34	30	6	4	52	242	8	0	.172
MAJOR LEAGUE TOTALS		16-17	5.72	235	0	0	0	18	209.1	199	934	147	133	35	22	90	256	11	1	.246

## MAJOR LEAGUE CAREER FIELDING

	G	TC	PO	A	E	DP	PCT
Pitcher	235	18	10	4	4	1	.778

## MAJOR LEAGUE CAREER HIGHS

**Longest Winning Streak in Games with Decision:** 4 - July 17-October 3, 2021

**Longest Losing Streak in Games with Decision:** 5 - May 21-June 30, 2019

**Strikeouts:** 3 (13 times) - last, August 25, 2021 at St. Louis

**Walks:** 4 - April 17, 2021 at Oakland

**Innings (starter):** No Major League starts

**Innings (reliever):** 2.0 (twice) - last, July 17, 2021 vs. Minnesota (Game 2)



# 72

## RYAN KREIDLER

HT: 6-4 WT: 208 BT: R TH: R BORN: 11/12/1997 IN DAVIS, CA

INFIELDER

Opening Day Age: 24      Residence: Davis, CA

Major League Service: 0.000      Signed Through: 2022

How Obtained: Selected by the Tigers in the fourth round of the 2019 MLB Draft

NON-ROSTER  
INVITEE

## SEASON HIGHLIGHTS

Spent most of the **2021** season with Double A Erie, before a late season promotion to Triple A Toledo.

- Named a Tigers Organization All-Star by MiLB.com.
- Ranked fifth in Double A Northeast with 67 runs scored.
- Went a perfect 4x4 with a run scored on May 23 vs. Binghamton.
- Finished the month of August hitting .323/.405/.521 with seven doubles, four home runs and 10 RBI in 26 games between Erie and Toledo.
- Appeared in three games with Salt River in the Arizona Fall League and went 2x10 with a run scored.

Worked out remotely during the **2020** season as a result of the COVID-19 pandemic.

Began his professional career in **2019**, playing in 60 games with Single A Connecticut.

- Finished a home run shy of the cycle on July 6 vs. Vermont, going 4x6 with a double, a triple and a RBI.
- Hit .299/.380/.471 with six doubles, three triples, one home run and 11 RBI in 23 games during July.

## AMATEUR HIGHLIGHTS

- Played collegiately at UCLA, where he was named to the Pac-12 All-Conference Team as a junior in **2019** and earned All-Pac-12 honorable mention in **2017**.



## TRANSACTIONS

- Selected by Chicago (NL) in the 35th round of the 2016 MLB Draft, but did not sign (signing scout: Tim McWilliam)
- Selected by the Tigers in the fourth round of the 2019 MLB Draft out of UCLA

## RYAN MICHAEL KREIDLER'S CAREER RECORD

Year	Club	AVG	G	AB	R	H	TB	2B	3B	HR	RBI	SH	SF	HB	BB	SO	SB	CS	OBP	SLG	E
2019	Connecticut	.232	60	228	28	53	80	13	4	2	20	0	3	6	20	61	9	4	.307	.351	7
2020	Did not play																				
2021	Erie	.256	88	347	67	89	149	15	0	15	36	0	4	5	32	119	10	4	.325	.429	6
	Toledo	.304	41	135	28	41	70	8	0	7	22	0	2	1	24	39	5	2	.407	.519	9
MINOR LEAGUE TOTALS		.258	189	710	123	183	299	36	4	24	78	0	9	12	76	219	24	10	.336	.421	22



# SS

## ALEX LANGE

HT: 6-3   WT: 197   BT: R   TH: R   BORN: 10/2/1995 IN RIVERSIDE, CA

RIGHTEANDED PITCHER

Opening Day Age: 25   Residence: Lee's Summit, MO

Major League Service: 0.112   Signed Through: 2022

How Obtained: Acquired by the Tigers along with Paul Richan from Chicago (NL) in exchange for Nicholas Castellanos on July 31, 2019

## SEASON HIGHLIGHTS

Completed his first Major League season in **2021**, pitching in 36 games...also appeared in 19 games with Triple A Toledo.

- Made his Major League debut on April 10 at Cleveland, working a scoreless fifth inning and finishing the frame with a strikeout of Franmil Reyes, his first big league punchout.
- Picked up the first hold of his career on April 14 at Houston, striking out two in a scoreless inning... became the 12th player in franchise history to earn a hold in at least one of his first two big league appearances (last, Bryan Garcia on September 5, 2019 at Kansas City).
- On the injured list from June 15-July 7 with a right shoulder strain.
- Recorded six straight scoreless appearances from August 22-September 4, allowing three hits with five walks and eight strikeouts in 8.0 innings.
- Earned the first save of his big league career on September 20 vs. Chicago (AL), working a perfect ninth inning.
- Picked up the first win of his Major League career on September 30 at Minnesota, working a scoreless 1.1 innings with two strikeouts.
- Allowed just three runs over 18 appearances from July 18-October 2, posting a 1-2 record with one save, a 1.37 ERA (19.2IP/3ER) and 19 strikeouts.

Spent the **2020** season at the Tigers Alternate Training Site in Toledo.

- Ranked as the 29th-best prospect in the Tigers organization by *Baseball America* entering the season.

Began the **2019** season in the Chicago Cubs organization, before being acquired by the Tigers on July 31.

- Threw 5.0 no-hit innings on May 4 vs. Salem, striking out seven and walking four.
- Started four games in June between Single A Myrtle Beach and Double A Tennessee, posting a 1-1 record with a 2.52 ERA (25.0IP/7ER) and 22 strikeouts.
- Pitched exclusively out of the bullpen for Double A Erie in August/September...closed the season by not allowing an earned run in six of his final seven outings.
- Rated as the No. 14 prospect in the Cubs organization by *Baseball America* entering the season...also rated as possessing the best curveball in the Cubs system.

Made 23 starts with Single A Myrtle Beach in **2018**.

- Had a season-high 10 strikeouts on May 23 vs. Lynchburg.
- Recorded three consecutive starts without allowing a run from May 23-June 6, throwing 17.0 scoreless innings in that span with 13 hits allowed, two walks and 19 strikeouts.
- Closed the season by allowing three runs-or-less in his final five starts from August 6-September 2... went 0-1 with a 2.93 ERA (27.2IP/9ER) and 21 strikeouts.
- Ranked as the fifth-best prospect in the Cubs organization by *Baseball America* entering the season...was also rated as possessing the best curveball in the Cubs system.

Started four games with Single A Eugene in **2017** as he made his professional debut.



**AMATEUR HIGHLIGHTS**

- Played collegiately at LSU, where he was named a second team All-American in **2017**.
- Selected the National Freshman Pitcher of the Year in **2015**, and was also named a first team All-American.
- Named the **2014** Missouri Gatorade Player of the Year as a senior at Lee's Summit West High School.

**TRANSACTIONS**

- Selected by Chicago (NL) in the first round (30th overall) of the 2017 MLB Draft out of Louisiana State University
- On suspended list, April 11-21, 2019
- Acquired by the Tigers along with Paul Richan from Chicago (NL) in exchange for Nicholas Castellanos on July 31, 2019
- On injured list, June 15-July 7, 2021 (right shoulder strain)

**ALEXANDER (ALEX) CRAIG LANGE'S CAREER RECORD**

Year	Club	W-L	ERA	G	GS	CG	SHO	SV	IP	H	TBF	R	ER	HR	HB	BB	SO	WP	BK	AVG
2017	Eugene	0-1	4.82	4	4	0	0	0	9.1	9	41	6	5	0	1	3	13	0	0	.243
2018	Myrtle Beach	6-8	3.74	23	23	0	0	0	120.1	104	495	52	50	6	8	38	101	19	0	.234
2019	Myrtle Beach	1-9	7.36	11	11	0	0	0	47.2	58	228	43	39	4	2	26	51	5	0	.290
	Tennessee	2-3	3.92	7	7	0	0	0	39.0	36	168	24	17	4	4	19	28	3	0	.252
	Erie	2-1	3.45	9	0	0	0	0	15.2	13	61	7	6	0	0	8	15	3	0	.245
2020	Did Not Pitch																			
2021	Toledo	2-1	4.57	19	0	0	0	1	121.2	22	100	12	11	0	0	17	27	7	0	.265
	<b>DETROIT</b>	<b>1-3</b>	<b>4.04</b>	<b>36</b>	<b>0</b>	<b>0</b>	<b>0</b>	<b>1</b>	<b>35.2</b>	<b>37</b>	<b>162</b>	<b>18</b>	<b>16</b>	<b>5</b>	<b>3</b>	<b>16</b>	<b>39</b>	<b>6</b>	<b>0</b>	<b>.259</b>
	MINOR LEAGUE TOTALS	13-23	4.54	73	45	0	1	253.2	242	1093	144	128	14	15	111	235	37	0	0	.252
	MAJOR LEAGUE TOTALS	1-3	4.04	36	0	0	0	1	35.2	37	162	18	16	5	3	16	39	6	0	.259

**MAJOR LEAGUE CAREER FIELDING**

	G	TC	PO	A	E	DP	PCT
Pitcher	36	5	3	2	0	0	1.000

**MAJOR LEAGUE CAREER HIGHS**

**Longest Winning Streak in Games with Decision:** No Major League winning streak

**Longest Losing Streak in Games with Decision:** 3 - May 6-September 24, 2021

**Strikeouts:** 2 (14 times) - last, September 30, 2021 at Minnesota

**Walks:** 3 - June 12, 2021 vs. Chicago (AL)

**Innings (starter):** No Major League starts

**Innings (reliever):** 2.0 (twice) - last, September 2, 2021 vs. Oakland



# 76

## JOSH LESTER

HT: 6-3 WT: 225 BT: L TH: R BORN: 7/17/1994 IN COLUMBUS, GA

INFIELDER

Opening Day Age: 27      Residence: Hamilton, GA

Major League Service: 0.000      Signed Through: 2022

How Obtained: Signed by the Tigers as a Minor League free agent on November 19, 2021

NON-ROSTER  
INVITEE

**SEASON HIGHLIGHTS**

Spent most of the **2021** season with Double A Erie, playing in 84 games...also saw time at the Triple A level, appearing in 25 games with Toledo.

- Had a four-hit performance on May 20 vs. Binghamton, going 4x5 with two doubles, a triple and three RBI.
- Selected Double A Northeast Offensive Player of the Week for the week ending August 29 after hitting .333/.400/.815 with two doubles, a triple, three home runs and eight RBI in six games.
- Earned Tigers Minor League Player of the Month and Double A Northeast Player of the Month honors for August, batting .363/.427/.950 with seven doubles, two triples, 12 home runs and 25 RBI in 22 games...had three multi-homer efforts for Erie during the month, hitting two round-trippers on August 7 at Harrisburg, August 10 vs. Altoona and August 20 at Richmond.
- Posted consecutive multi-home games for Triple A Toledo on September 10-11 at Iowa.

Worked out remotely during the **2020** season as a result of the COVID-19 pandemic.

Played in 106 games with Double A Erie in **2019**.

- Named a Tigers Organization All-Star by MiLB.com.
- Ranked fifth in the Eastern League with 17 home runs.
- Drove in five runs and went 3x4 with a double on July 21 at Richmond.



# 2022 TIGERS

Appeared in a career-high 127 games in **2018** as he spent the entire season with Double A Erie and was named the affiliate's Co-Player of the Year.

- Named a Tigers Organization All-Star by MiLB.com.
- Ranked third in the Eastern League with 61 walks, while he was fourth with 75 RBI, tied for fourth with 21 home runs, tied for sixth with 46 extra-base hits, seventh with 211 total bases and ninth with 71 runs scored.
- Went a perfect 4x4 with a double and a solo home run on July 27 vs. Akron.
- Blasted a pair of solo homers in the first game of the doubleheader on July 28 vs. Akron.
- Selected Eastern League Player of the Week for the week ending August 26 after hitting .393/.438/1.107 with two doubles, six home runs and 11 RBI...drove in six runs on August 20 vs. Akron and had a two-homer game on August 24 at Bowie.
- Earned Tigers Player of the Month honors for August, batting .279/.345/.587 with eight doubles, eight home runs and 23 RBI.

Split the **2017** season between Single A West Michigan and Single A Lakeland, combining to play in 110 games.

- Selected to the Midwest League Midseason All-Star Team and was named a Tigers Organization All-Star by MiLB.com.
- Went 3x6 with three doubles and six RBI on June 16 at Lansing.
- Appeared in 23 games between West Michigan and Lakeland in June, combining to hit .316/.355/.439 with six doubles, two home runs and 17 RBI.

Completed his first full professional season in **2016**, seeing time at Single A Connecticut and Single A West Michigan.

- Hit safely in 11 straight games from June 22-July 5, batting .375/.444/.550 with five doubles, a triple and four RBI.
- Named the New York-Penn League Player of the Week for the week ending September 4 after hitting .423/.407/.808 with three doubles, two triples, one home run and nine RBI...had an extra-base hit in six-of-seven games during the week.

Was selected by the Tigers in the 13th round of the **2015** MLB Draft and began his professional career with stops at three different affiliates.

- Recorded at least one hit in his first 11 pro games from June 22-July 2, batting .389/.409/.500 with six doubles, a home run and 11 RBI.

## TRANSACTIONS

- Selected by Cleveland in the 30th round of the 2012 MLB Draft, but did not sign
- Selected by the Tigers in the 13th round of the 2015 MLB Draft out of the University of Missouri (signing scout: Marty Miller)
- Signed by the Tigers as a Minor League free agent on November 19, 2021

## JOSHUA BENJAMIN LESTER'S CAREER RECORD

Year	Club	AVG	G	AB	R	H	TB	2B	3B	HR	RBI	SH	SF	HB	BB	SO	SB	CS	OBP	SLG	E
2015	GCL Tigers	.391	6	23	5	9	16	4	0	1	7	0	0	1	2	2	0	0	.462	.696	0
	Connecticut	.204	38	137	15	28	40	6	0	2	17	0	4	2	17	21	0	0	.294	.292	6
	West Michigan	.158	5	19	3	3	5	2	0	0	4	0	0	0	2	6	0	0	.238	.263	2
2016	Connecticut	.293	60	222	30	65	96	19	3	2	26	0	1	2	24	32	0	0	.365	.432	7
	West Michigan	.147	19	68	6	10	10	0	0	0	2	0	0	0	3	22	1	0	.183	.147	1
2017	West Michigan	.275	66	265	30	73	119	17	1	9	42	0	5	3	12	46	1	1	.309	.449	6
	Lakeland	.265	44	166	17	44	70	12	1	4	24	1	3	0	10	41	2	1	.302	.422	3
2018	Erie	.259	127	464	71	120	211	22	3	21	75	0	8	5	61	118	1	0	.346	.455	14
2019	Erie	.223	106	394	52	88	163	22	1	17	54	1	7	1	39	103	0	0	.290	.414	7
	Toledo	.236	18	72	7	17	28	5	0	2	14	0	4	1	11	26	0	0	.330	.389	1
2020	Did not play																				
2021	Erie	.277	84	307	65	85	188	18	5	25	65	0	1	3	26	109	3	2	.338	.612	3
	Toledo	.216	25	88	9	19	44	4	0	7	13	0	0	0	7	19	0	0	.274	.500	1
MINOR LEAGUE TOTALS		.252	598	2225	310	561	990	131	14	90	343	2	33	18	214	545	8	4	.318	.445	51





# 75 JACK LOPEZ

NON-ROSTER INVITEE

HT: 5-10 WT: 160 BT: R TH: R BORN: 12/16/1992 IN RIO PIEDRAS, PR

INFIELDER

Opening Day Age: 29      Residence: Deland, FL

Major League Service: 0.017      Signed Through: 2022

How Obtained: Signed by the Tigers as a Minor League free agent on February 7, 2022

### CAREER HIGHLIGHTS

- Was a member of Team USA at the Tokyo Olympics in the summer of **2021**, earning a silver medal.

### SEASON HIGHLIGHTS

Spent most of the **2021** season in the minors, but saw the first big league action of his career late in the season with the Red Sox.

- Hit safely in 16-of-17 games with Triple A Worcester in June, batting .409/.420/.485 with five doubles and 13 RBI.
- Made his big league debut on September 1 at Tampa Bay, starting at second base and going 0x4.
- Recorded his first Major League hit on September 3 vs. Cleveland, hitting a double off Cal Quantrill.
- Played in 30 games with Cangrejeros de Santurce in the Puerto Rican Winter League, hitting .165/.262/.278 with two doubles, a triple, three home runs and 10 RBI.

Worked out remotely during the **2020** season as a result of the COVID-19 pandemic.

- Hit .180/.373/.282 with with four doubles in 13 games with Indios de Mayaguez...also played in three games with Puerto Rico in the Caribbean Series and went 2x6.

Played in 96 games in **2019** as he spent the entire season with Triple A Gwinnett.

- Named International League Player of the Week for the week ending June 23 after hitting .619/.667/.762 with three doubles and a RBI.
- Finished the month of June batting .322/.374/.389 with six doubles and nine RBI in 23 games.
- Sidelined from July 19-27 with a left eye laceration.
- Hit .208/.339/.250 with four doubles and seven RBI in 30 games with Santurce in the Puerto Rican Winter League...also appeared in six games with Puerto Rico in the Caribbean Series and hit .310/.310/.345 with a double and three RBI.

Spent the entire **2018** season with Triple A Omaha, playing in 113 games.

- Saw time at four different defensive positions during the season, appearing in 50 games at second base, 29 games at shortstop, 19 games at third base and 13 games at left field.
- Played in 33 games with Caguas in the Puerto Rican Winter League, batting .355/.407/.514 with nine doubles, four triples and 15 RBI...also saw time in four games with Puerto Rico during the Caribbean Series and went 4x12 with a double.

Appeared in 95 games with Double A Northwest Arkansas in **2017**.

- Named a Texas League All-Star for the first time in his career.
- Ranked seventh in the Texas League with 19 stolen bases.
- Hit a pair of home runs and drove in four on May 26 vs. Midland.
- Batted .302/.333/.377 with a double, a home run and six RBI in 17 games with Caguas in the Puerto Rican Winter League.

Saw his first action at the Double A level in his career in **2016**, playing in 83 games with Northwest Arkansas.

- Launched a pair of home runs on May 16 vs. Arkansas.
- On the injured list from August 20-September 1.

Completed his third consecutive season with Single A Wilmington in **2015**, playing in 116 games.

- Hit .343/.432/.486 with a double, three home runs and 13 RBI in 21 games during June.

Spent the entire **2014** season with Single A Wilmington, playing in 108 games.

- Ranked 10th in the Carolina League with 23 stolen bases.



# 2022 TIGERS

- Sidelined from August 15-25 with a right hand laceration.
- Appeared in 37 games with Santurce in the Puerto Rican Winter League, batting .227/.278/.270 with six doubles and six RBI in 37 games.
- Rated as possessing the best infield arm in the Royals system by *Baseball America*.

Established career highs in games played (124), at-bats (478), hits (110), triples (6) and stolen bases (27) in **2013** with Single A Wilmington.

- Ranked tied for fifth in the Carolina League in stolen bases, while he was tied for seventh in triples.
- Drove in seven runs and went 3x5 with a triple and a home run in the second game of the doubleheader on May 11 at Frederick.
- Hit safely in 12 consecutive games from June 1-14, hitting .314/.327/.392 with two doubles, a triple and five RBI.
- Named the Rookie of the Year in the Puerto Rican Winter League after hitting hitting .264/.307/.395 with six doubles, a triple, three home runs and 15 RBI in 35 games with Santurce.
- Rated as the No. 19 prospect in the Kansas City player development system by *Baseball America*.

Began his professional career in **2012**, spending most of the season with Single A Kane County.

- Posted a 12-game hitting streak from August 8-22, hitting .294/.345/.314 with a double and three RBI.
- Ranked as the No. 25 prospect in the Royals organization by *Baseball America*.

## TRANSACTIONS

- Selected by Kansas City in the 16th round of the 2011 MLB Draft
- On temporarily inactive list, July 9-12, 2013
- On injured list, August 15-25, 2014 (right hand laceration)
- On injured list, August 20-September 1, 2016
- On temporarily inactive list, August 26-30, 2017
- Signed by Atlanta as a Minor League free agent on March 2, 2019
- On injured list, July 19-27, 2019 (left eye laceration)
- Signed by Boston as a Minor League free agent on January 16, 2021
- On temporarily inactive list, July 16-August 11, 2021
- Signed by the Tigers as a Minor League free agent on February 7, 2022

## JACK H. LOPEZ'S CAREER RECORD

Year	Club	AVG	G	AB	R	H	TB	2B	3B	HR	RBI	SH	SF	HB	BB	SO	SB	CS	OBP	SLG	E
2012	Idaho Falls	.385	3	13	6	5	7	0	1	0	3	0	0	0	2	1	1	0	.467	.538	1
	Kane County	.222	64	261	30	58	71	9	2	0	16	8	1	4	14	43	14	4	.271	.272	16
2013	Wilmington	.230	124	478	62	110	144	10	6	4	45	11	1	10	36	89	27	11	.297	.301	26
2014	Wilmington	.215	108	405	34	87	113	19	2	1	29	5	0	6	27	66	23	9	.274	.279	14
2015	Wilmington	.238	116	429	52	102	137	15	1	6	43	16	3	7	32	88	13	10	.299	.319	20
2016	Northwest Arkansas	.187	83	267	25	50	77	7	1	6	25	6	1	2	14	60	9	4	.232	.288	10
2017	Northwest Arkansas	.281	95	363	42	102	133	12	2	5	29	7	0	8	20	86	19	7	.332	.366	9
	Omaha	.145	18	62	2	9	11	2	0	0	1	1	0	0	4	18	1	1	.197	.177	4
2018	Omaha	.248	113	395	53	98	138	10	3	8	34	8	4	3	14	106	14	6	.276	.349	10
2019	Gwinnett	.273	96	359	62	98	150	16	0	12	57	2	4	6	19	91	9	2	.317	.418	14
2020	Did not play																				
2021	Portland	.421	5	19	5	8	14	3	0	1	9	0	0	0	2	4	0	0	.476	.737	0
	Worcester	.274	68	223	29	61	86	14	1	3	33	0	3	7	19	54	15	2	.345	.386	6
	<b>Boston</b>	<b>.154</b>	<b>7</b>	<b>13</b>	<b>2</b>	<b>2</b>	<b>4</b>	<b>2</b>	<b>0</b>	<b>0</b>	<b>0</b>	<b>2</b>	<b>0</b>	<b>1</b>	<b>6</b>	<b>0</b>	<b>0</b>	<b>0</b>	<b>.214</b>	<b>.308</b>	<b>1</b>
MINOR LEAGUE TOTALS		.241	893	3274	402	788	1081	117	19	46	324	64	17	53	203	706	145	56	.294	.330	130
MAJOR LEAGUE TOTALS		.154	7	13	2	2	4	2	0	0	0	2	0	0	1	6	0	0	.214	.308	1

## MAJOR LEAGUE CAREER FIELDING

	G	TC	PO	A	E	DP	PCT
Second Base	6	26	9	16	1	6	.962

## MAJOR LEAGUE CAREER HIGHS

**Hits:** 1 (twice) - last, September 5, 2021 vs. Cleveland

**Home Runs:** No Major League Home Runs

**RBI:** No Major League RBI

**Stolen Bases:** No Major League Stolen Bases

**Hitting Streak:** No Major League Hitting Streaks



# 80 TY MADDEN

**NON-ROSTER  
INVITEE****HT: 6-4 WT: 215 BT: R TH: R BORN: 2/21/2000 IN HOUSTON, TX****RIGHTHANDED PITCHER****Opening Day Age:** 22**Residence:** Cypress, TX**Major League Service:** 0.000**Signed Through:** 2022**How Obtained:** Selected by the Tigers in the first round (32nd overall) of the 2021 MLB Draft**SEASON HIGHLIGHTS**

Was selected by the Tigers with the 32nd overall pick of the **2021** MLB Draft, but did not pitch in a professional game.

**AMATEUR HIGHLIGHTS**

- Played collegiately at the University of Texas, where he earned Big 12 Pitcher of the Year honors and was named a first team All-American as a junior in **2021**, posting a 7-5 record with a 2.45 ERA (113.2IP/31ER) and 137 strikeouts, which was the highest total by a Texas pitcher since 2004...helped the Longhorns to the College World Series, where he made two quality starts, tossing 13.0 innings with four runs allowed and 18 strikeouts.

**TRANSACTIONS**

- Selected by Kansas City in the 18th round of the 2018 MLB Draft, but did not sign
- Selected by the Tigers in the first round (32nd overall) of the 2021 MLB Draft out of the University of Texas (signing scout): George Schaefer)

**TYLER DYLAN MADDEN'S CAREER RECORD**

Year	Club	W-L	ERA	G	GS	CG	SHO	SV	IP	H	TBF	R	ER	HR	HB	BB	SO	WP	BK	AVG
2021	Did not play																			



# 25 MATT MANNING

**HT: 6-6 WT: 212 BT: R TH: R BORN: 1/23/1998 IN SACRAMENTO, CA****RIGHTHANDED PITCHER****Opening Day Age:** 24**Residence:** Elk Grove, CA**Major League Service:** 0.098**Signed Through:** 2022**How Obtained:** Selected by the Tigers in the first round (ninth overall) of the 2016 MLB Draft**CAREER HIGHLIGHTS**

- Selected to participate in the MLB Futures Game prior to the Major League Baseball All-Star Game in **2018** at Nationals Park in Washington, DC and in **2019** at Progressive Field in Cleveland.

**SEASON HIGHLIGHTS**

Made the first 18 starts of his Major League career in **2021**...also started seven games with Triple A Toledo.

- Put together his best start of the season for Toledo on June 9 vs. Louisville, picking up the win after allowing two runs on four hits with two walks and eight strikeouts in 6.0 innings.
- Made his Major League debut on June 17 at Los Angeles (AL), tossing 5.0 innings and allowing two runs on four hits with two walks and three strikeouts...struck out Justin Upton to end the second inning for his first big league punchout.
- Earned his first big league win on June 23 vs. St. Louis, allowing two runs on five hits with two walks and a strikeout in 5.2 innings...became the first Tigers starter to earn a win in one of his first two games since Michael Fulmer won his debut on April 29, 2016.
- Recorded his first career quality start and picked up the win on July 21 vs. Texas, throwing 6.0 innings and allowing two runs, one earned, on four hits with two walks and four strikeouts...became the first



Tigers rookie to allow no more than two earned runs in five of his first six starts since Drew Smyly held opponents to two-or-fewer earned runs in each of his first six starts in 2012.

- Made his final three starts of the season against Chicago (AL)...according to the Elias Sports Bureau, he became the first Tigers pitcher to face the same opponent in three straight starts, all within a single season, since 1978 when Jim Slaton (June 1-13) and Milt Wilcox (May 31-June 12) had three consecutive starts vs. Milwaukee.
- Finished the season strong, working 5.0 shutout innings on October 2 at Chicago (AL), allowing two hits with one walk and a career-high seven strikeouts...allowed three runs-or-less in seven of his last nine appearances.

Spent the entire **2020** season at the alternate training site in Toledo.

- Ranked as the No. 2 prospect in the Tigers organization and the No. 17 prospect overall by *Baseball America*...also rated as possessing the best curveball in the player development system.

Named the Tigers Minor League Pitcher of the Year in **2019** after making 24 starts and posting an 11-5 record with a 2.56 ERA (133.2IP/38ER) and 148 strikeouts.

- Selected to the Eastern League midseason and postseason All-Star Teams and was named an organization All-Star by MiLB...was also tabbed a Double A All-Star by *Baseball America*.
- Ranked second in the Eastern League in strikeouts and WHIP (0.98), while he was tied for second in opponent batting average (.192, 93x484), third in ERA, tied for third in wins, eighth in innings pitched and tied for eighth in games started.
- Earned Eastern League Pitcher of the Week honors for the week ending April 14 after throwing 7.0 shutout innings with one hit allowed and 10 strikeouts on April 10 vs. Altoona.
- Posted his second double-digit strikeout game of the season on May 21 at Hartford, fanning 10...added a third 10-strikeout performance on August 9 at New Hampshire.
- Named Tigers Minor League Pitcher of the Month in May, compiling a 2-1 record with a 1.44 ERA (31.1IP/5ER) and 34 strikeouts in five starts.
- Started five games during the month of August, and went 3-1 with a 2.28 ERA (27.2IP/7ER) and 33 strikeouts.
- Ranked as the No. 2 prospect in the Tigers organization, the No. 50 prospect in all of baseball and the third-best prospect in the Eastern League by *Baseball America* following the season...also rated as possessing the best fastball in Detroit's system.

Started 22 games in **2018**, pitching at Single A West Michigan, Single A Lakeland and Double A Erie.

- Named an organization All-Star by MiLB.com.
- Sidelined from April 5-20 with a left oblique muscle strain.
- Struck out 10 batters in just 3.2 innings in his season debut on April 20 at Great Lakes...also had 10 punchouts on August 23 at Daytona.
- Threw at least 5.0 innings and allowed three runs-or-less in 13 consecutive starts from June 10-August 29, posting a 6-4 record with a 2.44 ERA (77.1IP/21ER) and 93 strikeouts.
- Rated as the No. 3 prospect in the Tigers organization, the No. 78 prospect overall and the sixth-best prospect in both the Midwest League and Florida State League by *Baseball America* following the season.

Combined to make 14 starts between Single A Connecticut and Single A West Michigan in **2017**.

- Posted a 1-1 record with a 1.69 ERA (21.1IP/4ER) with 24 strikeouts over his first six starts of the season from June 20-July 17.
- Named the top prospect in the Detroit Minor League system, the No. 61 prospect overall and the fourth-best prospect in the New York-Penn League by *Baseball America* following the season.

Began his professional career in **2016**, making 10 starts with the GCL Tigers West.

- Allowed three earned runs-or-less over his final eight starts of the season from July 14-August 27, compiling a 0-1 record with a 2.25 ERA (24.0IP/6ER) and 36 strikeouts.
- Rated as the second-best prospect in the Gulf Coast League by *Baseball America*.

#### AMATEUR HIGHLIGHTS

- Attended Sheldon (CA) High School, where he was named a Rawlings-Perfect Game first team All-American as a senior in **2016**.
- Was also selected a Perfect Game underclass high honorable mention All-American as a junior in **2015**.

#### TRANSACTIONS

- Selected by the Tigers in the first round (ninth overall) of the 2016 MLB Draft out of Elk Grove High School (CA) (signing scout: Scott Cerny)
- On injured list, April 5-20, 2018 (left oblique muscle strain)

## MATTHEW (MATT) GEORGE MANNING'S CAREER RECORD

Year	Club	W-L	ERA	G	GS	CG	SHO	SV	IP	H	TBF	R	ER	HR	HB	BB	SO	WP	BK	AVG
2016	GCL Tigers West	0-2	3.99	10	10	0	0	0	29.1	27	122	18	13	2	1	7	46	0	0	.237
2017	Connecticut	2-2	1.89	9	9	0	0	0	33.1	27	139	10	7	0	2	14	36	1	0	.223
	West Michigan	2-0	5.60	5	5	0	0	0	17.2	14	79	11	11	0	1	11	26	2	0	.209
2018	West Michigan	3-3	3.40	11	11	0	0	0	55.2	47	237	22	21	3	2	28	76	4	0	.229
	Lakeland	4-4	2.98	9	9	0	0	0	51.1	32	205	17	17	4	1	19	65	2	0	.176
	Erie	0-1	4.22	2	2	0	0	0	10.2	11	46	6	5	0	1	4	13	1	1	.282
2019	Erie	11-5	2.56	24	24	0	0	0	133.2	93	527	42	38	7	2	38	148	5	0	.192
2020	Did Not Play																			
2021	Toledo	1-3	8.07	7	7	0	0	0	32.1	40	144	29	29	11	0	10	36	2	0	.303
	<b>DETROIT</b>	<b>4-7</b>	<b>5.80</b>	<b>18</b>	<b>18</b>	<b>0</b>	<b>0</b>	<b>0</b>	<b>85.1</b>	<b>96</b>	<b>385</b>	<b>59</b>	<b>55</b>	<b>10</b>	<b>3</b>	<b>33</b>	<b>57</b>	<b>1</b>	<b>0</b>	<b>.279</b>
	MINOR LEAGUE TOTALS	23-20	3.49	77	77	0	0	0	364.0	291	1499	155	141	27	10	131	446	17	1	.217
	MAJOR LEAGUE TOTALS	4-7	5.80	18	18	0	0	0	85.1	96	385	59	55	10	3	33	57	1	0	.279

## MAJOR LEAGUE CAREER FIELDING

	G	TC	PO	A	E	DP	PCT
Pitcher	18	19	10	9	0	1	1.000

## MAJOR LEAGUE CAREER HIGHS

**Longest Winning Streak in Games with Decision:** No Major League winning streak

**Longest Losing Streak in Games with Decision:** 2 (twice) - last, July 31-August 6, 2021

**Strikeouts:** 7 - October 2, 2021 at Chicago (AL)

**Walks:** 5 - September 27, 2021 vs. Chicago (AL)

**Innings (starter):** 6.0 (four times) - last, September 15, 2021 vs. Milwaukee

**Innings (reliever):** No Major League relief appearances



# 12

## CASEY MIZE

HT: 6-3   WT: 212   BT: R   TH: R   BORN: 5/11/1997 IN SPRINGVILLE, AL

RIGHTHANDED PITCHER

Opening Day Age: 24   Residence: Nashville, TN  
Major League Service: 1.111   Signed Through: 2022  
How Obtained: Selected by the Tigers in the first round (first overall) of the 2018 MLB Draft

## SEASON HIGHLIGHTS

Completed his first full Major League season in 2021, starting 30 games.

- Led all rookies with 12 quality starts, while he ranked eighth among American League pitchers (min. 140.0 innings pitched) with a 1.14 WHIP.
- His 3.71 ERA was the fifth lowest among Tigers rookie since 1947 and the lowest since Michael Fulmer had a 3.06 ERA (159.0IP/54ER) in 2016.
- Made an Opening Day roster at the Major League level for the first time in his career.
- Earned his first big league victory on April 12 at Houston, throwing 7.0 shutout innings with five hits allowed and two walks, while striking out five...became the first Detroit rookie to throw 7.0-or-more scoreless innings since Michael Fulmer threw a shutout on August 8, 2016 at Texas.
- Allowed just one earned run over his first two starts, becoming the fourth Tigers rookie since 2000 to allow no more than one combined earned run in his first two starts of a season, joining Robbie Ray (2014), Drew Smyly (2012) and Andy Van Hekken (2002), who each allowed one earned run.
- Threw his first career complete game in the first game of the doubleheader on April 29 at Chicago (AL), going 6.0 innings and allowing three runs on four hits and three walks, while striking out six...was the first Tigers rookie pitcher to go the distance since Michael Fulmer on August 16, 2016 at Texas.
- Turned in the longest outing of his career on May 17 at Seattle, throwing 7.2 innings and allowing a run on three hits and three walks, while striking out seven.
- Posted five consecutive quality starts from April 29-May 23, over which he had a 2-1 record with a 2.25 ERA (32.0IP/8ER) and 26 strikeouts...the streak was tied for the longest by a Tigers rookie since Justin Verlander had eight straight in 2006 and the longest by a Major League rookie since Atlanta's Mike Soroka had a six-game streak in 2019.
- Named Tigers Pitcher of the Month for May after posting a 2-0 record and 1.74 ERA (31.0IP/6ER) with 27 strikeouts...ranked fourth in the American League in ERA and opponent batting average (.162) during the month, while he was fifth in WHIP (0.87).



## 2022 TIGERS

- Allowed three-or-fewer runs in 14 straight starts from April 29-July 19, over which he had a 4-3 record with a 2.97 ERA (78.2IP/26ER) and 65 strikeouts...the streak was the longest by a Tigers pitcher since Jack Morris had 16 consecutive starts from July 9-September 17, 1983.
- Earned Tigers Pitcher of the Month for July, compiling a 1-1 record with a 3.18 ERA (22.2IP/8ER) and 16 strikeouts in five starts...among American League pitchers with at least 22.0 innings pitched during the month, he ranked seventh with a 1.01 WHIP.
- Contributed on both sides of the ball on August 24 at St. Louis, throwing 5.0 shutout innings and also drawing a four-pitch bases loaded walk in his first big league plate appearance...according to the Elias Sports Bureau, he became the first player at any position to draw a four-pitch bases loaded walk in his first MLB plate appearance since Cubs pitcher Courtney Duncan on May 5, 2001 vs. Los Angeles (NL)... the last Tigers player at any position to walk with the bases loaded (of any pitch count) in his first big league plate appearance was pitcher Daryl Patterson vs. Chicago (AL) on April 13, 1968.

One of the top prospects in baseball, he appeared in the first seven games of his Major League career in **2020**...posted an 0-3 record and 6.99 ERA (28.1IP/22ER) on 29 hits and 13 walks, while striking out 26.

- Was selected from the alternate training site prior to the game on August 19 at Chicago (AL) and made his Major League debut that night...tossed 4.1 innings in his debut, allowing three runs on seven hits with no walks and seven strikeouts...became the first pitcher in Tigers history to strike out seven-or-more batters while not issuing a walk in his debut and the first MLB pitcher to do so since Stephen Strasburg with Washington on June 8, 2020 vs. Pittsburgh.
- Had the best start of his season on September 11 at Chicago (AL)...did not factor into the decision, allowing two runs on one hit with two walks and five strikeouts in 5.1 innings...he faced the minimum through the first five innings and carried a no-hitter into the sixth inning before allowing a double to Yolmer Sánchez...according to the Elias Sports Bureau, the no-hit bid was the longest by a Detroit rookie pitcher since Michael Fulmer threw 6.2 innings without giving up a hit on June 1, 2016 at Los Angeles (AL).
- Was very successful with his fastball in 2020, holding opponents to a .136 (3x22) batting average against that pitch...that figure ranked ninth in the American League among pitchers that threw at least 140 four-seamers during the season.
- Ranked as the top prospect in the Tigers organization and the No. 13 prospect overall by *Baseball America* ...also rated as possessing the best changeup in the Tigers system.

Put together an impressive **2019** season, compiling an 8-3 record with a 2.55 ERA (109.1IP/31ER), 0.94 WHIP and 106 strikeouts in 21 starts between Single A Lakeland and Double A Erie.

- Named to the Eastern League midseason All-Star Team.
- Earned Florida State League Pitcher of the Week honors in consecutive weeks on April 22 and 29...over the two weeks, combined to throw 15.0 shutout innings with two hits allowed, one walk and 10 strikeouts.
- Made his debut with Erie on April 29 at Altoona and threw a no-hitter on 98 pitches, allowing just two baserunners, one on a hit by pitch and the other on a walk, and striking out seven...it marked the fourth no-hitter in SeaWolves history.
- Selected Tigers Minor League Pitcher of the Month for April after posting a 3-0 record with a 0.26 ERA (35.0IP/1ER) and 32 strikeouts...allowed just seven hits during the month, holding opponents to a .064 (7x109) batting average.
- Named Eastern League Pitcher of the Week for the week ending May 5 after making two starts during the week and going 2-0 with a 0.00 ERA (14.0IP/0ER) and 11 strikeouts.
- Picked up his second Eastern League weekly honor for the week ending May 26...won a pair of starts during the week and threw 14.0 scoreless innings with seven hits allowed and 12 strikeouts.
- Sidelined from June 14-July 10 with right shoulder inflammation.
- Ranked as the top prospect in the Tigers organization, the No. 16 prospect in all of baseball and the second-best prospect in the Eastern League by *Baseball America*.

Made five starts between the GCL Tigers West and Single A Lakeland as he completed his first season of professional baseball in **2018**.

- Made his professional debut on July 26 vs. the GCL Yankees East, throwing 2.0 hitless innings with four strikeouts.
- Struck out four over 3.0 shutout innings in his first start with Lakeland on July 31 at Dunedin.

### AMATEUR HIGHLIGHTS

- Played collegiately at Auburn University, pitching for the Tigers from **2016-18**...became just the second two-time All-American and consensus All-American in Auburn history.
- Earned first-team All-SEC honors and was a finalist for the Golden Spikes Award and Dick Howser Trophy in **2018**, as he led the SEC with 151 strikeouts, 12.45 strikeouts per 9.0 innings and a 0.81 WHIP, while he was second in the league with 12 walks allowed and 0.99 walks allowed per 9.0 innings.
- Named a second team All-American in **2017** as he went 8-2 with a 2.04 ERA (83.2IP/19ER), which ranked third in the SEC and 25th nationally...also led the country with a 12.11 strikeout-to-walk ratio.



## TRANSACTIONS

- Selected by the Tigers in the first round (first overall) of the 2018 MLB Draft out of Auburn University (signing scout: Justin Henry)
- On injured list, June 14-July 10, 2019 (right shoulder inflammation)

## CASEY A. MIZE'S CAREER RECORD

Year	Club	W-L	ERA	G	GS	CG	SHO	SV	IP	H	TBF	R	ER	HR	HB	BB	SO	WP	BK	AVG
2018	GCL Tigers West	0-0	0.00	1	1	0	0	0	2.0	0	7	0	0	0	0	1	4	0	0	.000
	Lakeland	0-1	4.63	4	4	0	0	0	11.2	13	48	6	6	2	2	2	10	0	0	.295
2019	Lakeland	2-0	0.88	6	6	0	0	0	30.2	11	107	3	3	0	1	5	30	0	0	.110
	Erie	6-3	3.20	15	15	1	1	0	78.2	69	323	30	28	5	6	18	76	0	0	.234
2020	<b>DETROIT</b>	<b>0-3</b>	<b>6.99</b>	<b>7</b>	<b>7</b>	<b>0</b>	<b>0</b>	<b>0</b>	<b>28.1</b>	<b>29</b>	<b>133</b>	<b>25</b>	<b>22</b>	<b>7</b>	<b>5</b>	<b>13</b>	<b>26</b>	<b>2</b>	<b>0</b>	<b>.252</b>
2021	<b>DETROIT</b>	<b>7-9</b>	<b>3.71</b>	<b>30</b>	<b>30</b>	<b>1</b>	<b>0</b>	<b>0</b>	<b>150.1</b>	<b>130</b>	<b>612</b>	<b>64</b>	<b>62</b>	<b>24</b>	<b>11</b>	<b>41</b>	<b>118</b>	<b>7</b>	<b>0</b>	<b>.234</b>
MINOR LEAGUE TOTALS		8-4	2.71	26	26	1	1	0	123.0	93	485	39	37	7	9	26	120	0	0	.209
MAJOR LEAGUE TOTALS		7-12	4.23	37	37	1	0	0	178.2	159	745	89	84	31	16	54	114	9	0	.237

## MAJOR LEAGUE CAREER FIELDING

	G	TC	PO	A	E	DP	PCT
Pitcher	37	32	9	22	1	1	.969

## MAJOR LEAGUE CAREER HIGHS

**Longest Winning Streak in Games with Decision:** 2 (twice) - last, June 15-26, 2021

**Longest Losing Streak in Games with Decision:** 3 (three times) - last, August 30-September 29, 2021

**Strikeouts:** 7 (three times) - last, May 28, 2021 vs. New York (AL)

**Walks:** 4 (twice) - last, August 17, 2021 vs. Los Angeles (AL)

**Innings (starter):** 7.2 - May 17, 2021 at Seattle

**Innings (relief):** No Major League relief appearances



# 19

## ISAAC PAREDES

HT: 5-11 WT: 226 BT: R TH: R BORN: 2/18/1999 IN HERMOSILLO, MEX

INFIELDER

Opening Day Age: 23      Residence: Hermosillo, MEX

Major League Service: 1.009      Signed Through: 2022

How Obtained: Acquired by the Tigers along with Jeimer Candelario and cash considerations from Chicago (NL) in exchange for Alex Avila and Justin Wilson on July 31, 2017

## CAREER HIGHLIGHTS

- Selected to participate in the MLB Futures Game prior to the Major League Baseball All-Star Game in 2019 at Progressive Field in Cleveland...entered as a defensive replacement at third base and went 1x2 with a double.

## SEASON HIGHLIGHTS

Appeared in 23 games with the Tigers in 2021...spent most of the season with Triple A Toledo, playing in 72 games.

- Recorded his first Major League triple on June 9 vs. Seattle.
- Hit his first home run of the season and second of his career on June 11 vs. Chicago (AL).
- Equaled his career high with three hits, including a double, on July 19 vs. Texas.
- On the injured list from July 22-August 18 with a right hip strain.
- Hit a pair of home runs and drove in three on August 27 vs. St. Paul.

Played in the first 34 games of his Major League career in 2020 after being recalled from the alternate training site on August 17...batted .220/.278/.290 on the season, with seven runs scored, four doubles, one home run and six RBI.

- Went 1x4 in his Major League debut on August 17, going 1x4 with a pair of RBI...first hit was a two-run single off Gio Gonzalez in the fourth inning...became the seventh player in franchise history and second since 1989 to have two-or-more RBI in his Major League debut (other, JaCoby Jones on August 30, 2016).
- Belted his first career homer on August 21 at Cleveland, a grand slam in the fourth inning that put the Tigers ahead 7-5...became the 10th player in Tigers history and third since 1992 to have his first career homer come via grand slam (last, Brennan Boesch on April 30, 2010)...was the fifth player in franchise history to have a game with four-or-more RBI within the first four contests of his career (last, Alex Avila on August 7, 2009)...per the Elias Sports Bureau, became the first Tiger to have six-or-more RBI in his first four career games since Pete Fox in 1933.



## 2022 TIGERS

- Went 3x4 with a double on August 24 at Cleveland, his first career multi-hit contest...at 21 years, 188 days old, he became the youngest Tiger to record three-or-more hits in a game since Omar Infante on April 22, 2003...was one of six Mexican-born Major League players to have three-or-more hits in a game since 2010, and the first Tiger to do so since 1999 (Karim Garcia on October 1, 1999 at Kansas City).
- Went hitless on September 25 at Kansas City, snapping his hitting streak at a career-best 10 games...over that stretch he batted .364/.400/.455 with just six strikeouts...ranked as the second longest hitting streak for a Tiger during the season, behind only Miguel Cabrera's streak of 13 games...per the Elias Sports Bureau, became the first Tigers rookie with a hitting streak of 10-plus games since Will Rhymes had a hit in 12 straight in 2010, and the first Tiger younger than 22 years-old to have a 10-plus game streak since Omar Infante's 12-game streak in 2002.
- Was successful in the field during his first year with Major League action...committed just two errors in 80 chances at third base, earning a .975 fielding percentage...ranked as the seventh-highest fielding percentage since 2000 among Tigers rookie infielders with at least 80 chances.
- Ranked as the No. 5 prospect in the Tigers organization and the No. 100 prospect overall by *Baseball America*...was also rated as having the best strike zone discipline in the Tigers system.

Named the Tigers Minor League Co-Player of the year in **2019** after hitting .282/.368/.416 with 23 doubles, one triple, 13 home runs and 66 RBI in 127 games with Double A Erie.

- Named to the Eastern League midseason and postseason All-Star Teams...was also selected a Tigers organization All-Star by MiLB.com.
- Ranked tied for second in the Eastern League in hits (135), while he was third in batting average and on-base percentage, tied for fourth in total bases (199), fifth in OPS (.784), sixth in RBI, tied for eighth in walks (57) and tied for ninth in runs (63).
- Had a 10-game hitting streak from May 2-13, batting .282/.383/.359 with one double, one triple and six RBI.
- Selected Eastern League Player of the Week for the week ending August 4 after hitting .552/.567/.724 with two doubles, one home run and five RBI.
- Had a season-high five hits with a double and three RBI on August 21 at Richmond.
- Appeared in 29 games with the SeaWolves in August, batting .336/.411/.496 with three doubles, five home runs and 22 RBI.
- Hit .295/.372/.373 with five doubles, one triple, two home runs and 20 RBI in 44 games with Yaquis de Obregon in the Mexican Pacific Winter League.
- Ranked as the third-best prospect in the Tigers organization, the No. 94 prospect in all of baseball and the No. 10 prospect in the Eastern League by *Baseball America*...was also rated as the best hitter for average and possessing the best strike zone discipline in the Tigers organization.

Spent most of the **2018** season with Single A Lakeland, before being promoted to Double A Erie on July 19.

- Selected to the Florida State League midseason All-Star Team...was also named a Tigers organization All-Star by MiLB.com.
- Tabbed the Tigers Minor League Player of the Month for July, hitting .340/.423/.585 with two doubles, seven home runs and 19 RBI in 27 games.
- Drove in a season-high six runs and went 3x6 with a double and a home run on August 30 at Harrisburg.
- Appeared in 45 games with Yaquis de Obregon in the Mexican Pacific Winter League, batting .236/.378/.392 with nine doubles, one triple, four home runs and 24 RBI.
- Rated as the No. 7 prospect in the Tigers organization and the No. 16 prospect in the Eastern League by *Baseball America*.

Began the **2017** season in the Chicago Cubs organization, before being acquired by the Tigers along with Jeimer Candelario on July 31.

- Ranked eighth in the Midwest League with 70 RBI, while he was tied for eighth with 28 doubles.
- Placed on the temporarily inactive list from July 2-7.
- Belted a pair of home runs on July 7 at Dayton...added a second multi-homer game and went 4x6 on August 8 at Lake County.
- Hit .370/.426/.556 with seven doubles, one home run and seven RBI in 15 games with Yaquis de Obregon in the Mexican Pacific Winter League.
- Ranked as the No. 29 prospect in the Cubs organization and the No. 9 prospect in the Midwest League by *Baseball America*.

Began his professional career in **2016**, appearing in 50 games between the AZL Cubs and Single A South Bend.

- Named to the Arizona League postseason All-Star Team.
- Was a perfect 4x4 with two runs scored on July 14 vs. the AZL Royals...also had four hits and a RBI on July 19 at the AZL Dodgers.
- Posted a 17-game hitting streak from July 28-August 19, batting .353/.384/.529 with five doubles, two triples, one home run and 12 RBI.

## TRANSACTIONS

- Signed by Chicago (NL) as a non-drafted free agent on July 31, 2015
- On temporarily inactive list, July 2-7, 2017
- Acquired by the Tigers along with Jeimer Candelario and cash considerations from Chicago (NL) in exchange for Alex Avila and Justin Wilson on July 31, 2017
- On injured list, July 20-August 18, 2021 (right hip strain)

## ISAAC EDGARDO PAREDES' CAREER RECORD

Year	Club	AVG	G	AB	R	H	TB	2B	3B	HR	RBI	SH	SF	HB	BB	SO	SB	CS	OBP	SLG	E
2016	AZL Cubs	.305	47	167	23	51	74	14	3	1	26	1	2	2	13	20	4	0	.359	.443	10
	South Bend	.167	3	12	0	2	2	0	0	0	0	0	0	1	0	2	0	0	.231	.167	2
2017	South Bend	.264	92	337	49	89	135	25	0	7	49	2	3	13	29	54	2	1	.343	.401	7
	West Michigan	.217	32	115	16	25	40	3	0	4	21	0	0	5	13	13	0	0	.323	.348	3
2018	Lakeland	.259	84	301	50	78	137	19	2	12	48	1	6	7	32	54	1	0	.338	.455	8
	Erie	.321	39	131	20	42	60	9	0	3	22	0	3	2	19	22	1	0	.406	.458	8
2019	Erie	.282	127	478	63	135	199	23	1	13	66	0	6	11	57	61	5	3	.368	.416	12
2020	<b>DETROIT</b>	<b>.220</b>	<b>34</b>	<b>100</b>	<b>7</b>	<b>22</b>	<b>29</b>	<b>4</b>	<b>0</b>	<b>1</b>	<b>6</b>	<b>0</b>	<b>0</b>	<b>8</b>	<b>24</b>	<b>0</b>	<b>0</b>	<b>0</b>	<b>.278</b>	<b>.290</b>	<b>2</b>
2021	Lakeland#	.111	3	9	4	1	4	0	0	1	2	0	0	0	3	0	0	0	.333	.444	0
	Toledo	.265	72	253	39	67	114	10	2	11	42	0	4	2	56	47	0	0	.397	.451	9
	<b>DETROIT</b>	<b>.208</b>	<b>23</b>	<b>72</b>	<b>7</b>	<b>15</b>	<b>23</b>	<b>3</b>	<b>1</b>	<b>1</b>	<b>5</b>	<b>0</b>	<b>2</b>	<b>1</b>	<b>10</b>	<b>11</b>	<b>0</b>	<b>0</b>	<b>.306</b>	<b>.319</b>	<b>2</b>
MINOR LEAGUE TOTALS		.272	499	1803	264	490	765	103	8	52	276	4	24	43	222	276	13	4	.361	.424	59
MAJOR LEAGUE TOTALS		.215	57	172	14	37	52	7	1	2	11	0	0	1	18	35	0	0	.290	.302	4

## MAJOR LEAGUE CAREER FIELDING

	G	TC	PO	A	E	DP	PCT
Second Base	10	46	15	30	1	6	.978
Third Base	41	100	32	66	2	10	.980
Shortstop	5	16	3	12	1	2	.938

## MAJOR LEAGUE CAREER HIGHS

- Hits:** 3 (three times) - last, July 19, 2021 vs. Texas  
**Home Runs:** 1 (twice) - last, June 11, 2021 vs. Chicago (AL)  
**RBI:** 4 - August 21, 2020 at Cleveland  
**Stolen Bases:** No Major League stolen bases  
**Hitting Streak:** 10 - September 12-24, 2020



63 RICARDO PINTO

NON-ROSTER INVITEE

HT: 6-0 WT: 165 BT: R TH: R BORN: 1/20/1994 IN GUACARA, VZ

RIGHTEANDED PITCHER

Opening Day Age: 28 Residence: San Joaquin, VZ

Major League Service: 0.095 Signed Through: 2022

How Obtained: Signed by the Tigers as a Minor League free agent on December 20, 2021

## CAREER HIGHLIGHTS

- Selected to represent the World Team at the **2016 MLB Futures Game**, held at Petco Park in San Diego.

## SEASON HIGHLIGHTS

- Completed his first season in the Tigers organization in **2021**, combining for 24 appearances, including 23 starts, with Double A Erie and Triple A Toledo.
- Finished the season tied for the Triple A East lead with 11 wins.
  - Allowed three runs-or-less in his first seven starts of the season from May 8-June 13, posting a 4-1 record with a 3.21 ERA (33.2IP/12ER) and 31 strikeouts.
  - Won seven consecutive decisions from June 25-August 17.

Spent the **2020** season in the Korean Baseball Organization, starting 30 games for SK Wyverns.

Appeared in 24 games, including four starts, with Triple A Durham in **2019**.

- Ranked tied for second in the International League with 10 victories.
- Was called up to the Majors on August 30 and made his Rays debut on August 31 vs. Cleveland...marked his first outing in the big leagues since September 21, 2017 vs. Los Angeles (NL).
- Was claimed off waivers by the Giants on September 6.



Spent the entire **2018** season in the White Sox organization after being traded from Philadelphia near the end of Spring Training.

- On the injured list from April 26-May 18 with a right biceps strain.
- Threw 11.2 consecutive scoreless innings from July 14-29.
- Pitched for Tiburones de La Guaira in the Venezuelan Winter League and had a 0-1 record with a 3.98 ERA (20.1IP/9ER) and 12 strikeouts in five appearances, including four starts.

Saw the first Major League action of his career in **2017**, pitching in 25 games with the Phillies.

- Also made 19 appearances, including eight starts, with Triple A Lehigh Valley and did not allow a run in his 11 relief appearances spanning 20.2 innings.
- Made his Major League debut on May 31 at Miami, allowing four runs in 2.0 innings with two strikeouts.
- Recorded his first big league win on June 28 at Seattle, tossing 3.0 scoreless frames in relief.
- Ranked as the No. 24 prospect in the Phillies organization by *Baseball America*.

Pitched in 27 games, including 25 starts, with Double A Reading in **2016**.

- Ranked fourth in the Eastern League with 156.0 innings pitched, while he was eighth with a .253 opponents batting average.
- Allowed two earned runs or less in five straight starts from April 20-May 12, posting a 1-0 record with a 0.84 ERA (32.0IP/3ER) and 14 strikeouts.
- Made an 8.0 inning relief appearance on July 31 at Erie, allowing a run on five hits with four strikeouts.
- Went 1-2 with a 2.84 ERA (31.2IP/10ER) and 19 strikeouts in five starts during August.
- Posted a 2-0 record with a 3.86 ERA (14.0IP/6ER) and 10 strikeouts in eight appearances with Tiburones de La Guaira in the Venezuelan Winter League.
- Rated as the No. 11 prospect in the Phillies player development system by *Baseball America*.

Named Phillies Minor League Pitcher of the Year in **2015**, combining to go 15-4 with a 2.97 ERA (145.1IP/48ER) and 105 strikeouts in 24 starts between Single A Lakewood and Single A Clearwater.

- Named a Phillies Organization All-Star by MiLB.com.
- Led all Phillies Minor Leaguers in wins, while he was third in ERA and strikeouts.
- Posted a double-digit strikeout performance on April 15 vs. Greensboro, fanning 10.
- Started four games in August and went 4-0 with a 0.73 ERA (24.2IP/2ER) and 18 strikeouts.
- Ranked as the No. 14 prospect in the Phillies organization by *Baseball America*.

Completed his first season stateside in **2014**, starting nine games with Single A Williamsport.

- Gave up two runs-or-fewer over his final six starts of the season from July 26-August 28, posting a 1-3 record with a 1.78 ERA (35.1IP/7ER) and 36 strikeouts.

Spent his second straight season with the VSL Phillies in **2013**, making 14 starts.

- Tied for the league lead with 14 starts, while he ranked seventh with a 2.86 ERA (63.0IP/20ER).

Began his professional career in 2013 with the VSL Phillies.

- Ranked tied for third in the VSL with seven wins, while he was fifth with a 2.74 ERA (69.0IP/21ER) and fifth with 69.0 innings pitched.

#### TRANSACTIONS

- Signed by Philadelphia as an international free agent on December 28, 2011
- On temporarily inactive list, July 9-14, 2016 (participating in Futures Game)
- Acquired by Chicago (AL) from Philadelphia in exchange for international bonus slot money on March 28, 2018
- On injured list, April 26-May 18, 2018 (right biceps strain)
- Signed by Tampa Bay as a Minor League free agent on January 29, 2019
- Claimed off waivers by San Francisco from Tampa Bay on September 6, 2019
- Signed by the Tigers as a Minor League free agent on February 26, 2021
- Signed by the Tigers as a Minor League free agent on December 20, 2021

## RICARDO ANTONIO PINTO'S CAREER RECORD

Year	Club	W-L	ERA	G	GS	CG	SHO	SV	IP	H	TBF	R	ER	HR	HB	BB	SO	WP	BK	AVG
2012	VSL Phillies	7-3	2.74	15	10	0	0	1	69.0	70	288	34	21	4	3	20	39	2	4	.267
2013	VSL Phillies	3-5	2.86	14	14	0	0	0	63.0	55	261	29	20	4	8	12	51	9	4	.228
2014	Williamsport	1-5	2.11	9	9	0	0	0	47.0	36	196	17	11	4	2	15	48	2	0	.203
2015	Lakewood	6-2	3.09	11	11	0	0	0	67.0	65	281	25	23	4	2	18	60	5	1	.258
	Clearwater	9-2	2.87	13	13	0	0	0	78.1	64	302	30	25	6	2	19	45	3	2	.231
2016	Reading	7-6	4.10	27	25	0	0	0	156.0	150	665	84	71	20	8	51	101	7	1	.253
2017	Lehigh Valley	5-3	3.86	19	8	0	0	1	60.2	61	253	35	26	4	0	18	46	6	1	.263
	Philadelphia	1-2	7.89	25	0	0	0	0	29.2	39	147	28	26	7	1	17	25	1	1	.317
2018	Winston-Salem	1-0	6.75	3	3	0	0	0	10.2	13	52	8	8	2	0	8	8	0	0	.295
	Charlotte	2-2	5.80	27	3	0	0	0	54.1	68	245	35	35	7	3	22	38	3	0	.309
2019	Montgomery	2-1	4.82	4	2	0	0	0	18.2	20	80	10	10	2	0	8	15	3	0	.282
	Durham	10-5	4.13	24	4	0	0	0	104.2	96	447	49	48	18	9	46	96	12	2	.249
	Tampa Bay	0-0	15.43	2	0	0	0	0	2.1	4	13	4	4	1	0	2	0	0	0	.364
2020	SK Wyverns*	6-15	6.17	30	30	0	0	0	162.0	198	766	121	111	19	11	90	112	11	2	---
2021	Erie	3-1	3.18	6	6	0	0	0	28.1	23	112	10	10	2	0	7	25	2	0	.221
	Toledo	11-3	4.63	18	17	0	0	0	95.1	100	421	55	49	13	7	40	82	6	3	.269
MINOR LEAGUE TOTALS		67-38	3.77	190	125	0	0	2	853.0	821	3603	421	357	90	44	284	654	60	18	.254
AL TOTALS		0-0	15.43	2	0	0	0	0	2.1	4	13	4	4	1	0	2	0	0	0	.364
NL TOTALS		1-2	7.89	25	0	0	0	0	29.2	39	147	28	26	7	1	17	25	1	1	.317
MAJOR LEAGUE TOTALS		1-2	8.44	27	0	0	0	0	32.0	43	160	32	30	8	1	19	25	1	1	.321

## MAJOR LEAGUE CAREER FIELDING

	G	TC	PO	A	E	DP	PCT
Pitcher	27	5	1	3	1	0	.800

## MAJOR LEAGUE CAREER HIGHS

**Longest Winning Streak in Games with Decision:** No Major League winning streaks

**Longest Losing Streak in Games with Decision:** No Major League losing streaks

**Strikeouts:** 4 - August 22, 2017 vs. Miami (Game 1)

**Walks:** 3 - May 31, 2017 at Miami

**Innings (starter):** No Major League Starts

**Innings (relief):** 3.0 - June 28, 2017 at Seattle



# 22

## VICTOR REYES

HT: 6-5   WT: 221   BT: S   TH: R   BORN: 10/5/1994 IN BARCELONA, VZ

OUTFIELDER

**Opening Day Age:** 27      **Residence:** Kissimmee, FL

**Major League Service:** 3.075      **Signed Through:** 2022

**How Obtained:** Selected by the Tigers from Arizona in the Major League phase of the Rule 5 Draft on December 14, 2017

## SEASON HIGHLIGHTS

Spent the majority of the **2021** season with Detroit, playing in 76 games...also saw time in 20 games with Triple A Toledo.

- Hit his first home run of the season on April 5 vs. Minnesota, a 409-foot homer, which was the second furthest of his career (longest, 416 feet on September 1, 2020 at Milwaukee).
- Had an 11-game hitting streak with Toledo from May 11-22, batting .419/.490/.581 with four doubles, a home run and six RBI.
- Sideline from June 3-July 8 with a left intercostal strain.
- Posted his fifth career four-hit game on July 19 vs. Texas, going 4x5 with three runs scored.
- Had a pair of triples on August 5 vs. Boston and drove in a season-high three runs...became the first Tigers player to have multiple triples in a game since Ian Kinsler on July 17, 2017 at Kansas City...additionally, he was the first Detroit player to hit a triple from both sides of the plate in the same game since Dmitri Young on May 6, 2003 at Baltimore.
- Hit a pinch hit go-ahead, inside-the-park home run in the eighth inning on August 27 vs. Toronto...marked his first career pinch hit homer and inside-the-park home run...according to the Elias Sports Bureau, it was the first pinch hit go-ahead, inside-the-park home run by any MLB player in the Expansion Era (since 1961), while he was just the second Tigers player since 1961 to hit a pinch hit inside the park, joining Ben Oglivie on June 2, 1976 vs. Milwaukee.
- Went a perfect 4x4 with a double and two RBI on September 21 vs. Chicago (AL), his second four-hit game of the season and sixth of his career.



- Finished the season strong, hitting .348/.375/.522 with five doubles, a triple, three home runs and 13 RBI in 34 games.
- Placed on the injured list on September 26 with a right groin strain and missed the rest of the season.

Had a productive **2020** campaign, batting .277/.315/.391 over 57 contests, posting a career-high four homers with 30 runs scored, seven doubles, two triples and 14 RBI...also stole eight bases on the season, ranking tied for seventh in the American League.

- Dating back to the final months from the 2019 season he's been one of the best hitters in the American League...over 101 games between the dates of August 8, 2019 and the end of the 2020 campaign he batted .304/.333/.431 with 19 doubles, five triples, seven homers, 34 RBI and 16 stolen bases...among AL hitters with at least 300 at-bats during that span, he ranked first in steals, second in triples, tied for sixth in hits (119) eighth in batting average.
- Posted a season-long, eight-game hitting streak from August 19-29, batting .343/.361/.514 with three doubles, one home run, one RBI and six runs scored...the eight-game sprint was tied for the third longest by a Tiger during the season...also posted a seven-game streak earlier in the season...career long streak is 13 games, notched from August 28 to September 12, 2019.
- Tied a career high with four hits in a game twice in 2020, and now has four such contests in his career... on September 1 at Milwaukee he finished a triple shy of the cycle and drove in a career high five runs... became the third Tigers player since 2007 to have five-or-more RBI from the leadoff spot (others, Ian Kinsler on June 11, 2016 at New York (AL) and Goodrum on August 7 at Pittsburgh).

Split the **2019** season between Detroit and Triple A Toledo, appearing in 69 games with the Tigers and 74 games with the Mud Hens.

- Selected to the International League midseason All-Star Team.
- Named International League Batter of the Week for the week ending June 9, hitting .485/.485/1.061 with four doubles, five home runs and 15 RBI in eight games...had back-to-back multi-homer games on June 4-5 at Columbus.
- Posted an 11-game hitting streak from June 8-23, hitting .488/.488/.732 with seven doubles, one home run and 10 RBI.
- Selected the International League Player of the Month and Tigers Minor League Player of the Month for June, batting .435/.441/.717 with 11 doubles, five home runs and 25 RBI in 23 games...led the International League in hits (40), batting average and doubles during the month, while he was second in runs scored (23), fourth in total bases (66), on-base percentage and slugging percentage and sixth in RBI.
- Blasted the first leadoff homer of his Major League career on August 20 at Houston.
- Named the Tigers Player of the Month for August after hitting .321/.339/.443 with six doubles, two triples, a home run and eight RBI in 25 games...posted 12 multi-hit games during the month.
- Had his second career four-hit game on September 3 at Kansas City, finishing the contest 4x5 with two doubles and a RBI.
- Posted a career-long, 13-game hitting streak from August 28-September 12 (Game 1), batting .404/.417/.526 with seven doubles, four RBI and three stolen bases.
- Named Tigers Player of the Month for September, hitting .330/.354/.491 with seven doubles, two triples, two home runs and 13 RBI in 25 games.
- Recorded 69 hits from August 1-end of the season, which ranked third in the American League and tied for fourth in the Majors.

Appeared in 100 games in his first Major League season with the Tigers in **2018**.

- Ranked fifth among American League rookies with nine stolen bases.
- Made his Major League debut in the second game of the doubleheader on April 1 vs. Pittsburgh, starting in left field.
- Recorded his first Major League hit on April 10 at Cleveland with a single in the seventh inning off Tyler Olson...also picked up his first big league run scored and stolen base in the contest.
- Finished a home run shy of the cycle on May 31 vs. Los Angeles (AL)...marked his first Major League game with multiple hits (3) and RBI (3).
- Went 4x5 with three extra-base hits, including his first Major League home run, and tied a career high with three RBI on September 2 at New York (AL).
- Appeared in 23 games with Leones del Caracas of the Venezuelan Winter League, hitting .267/.337/.326 with 17 runs scored, one double, two triples and three RBI.
- Ranked as the No. 25 prospect in the Tigers organization by *Baseball America*.

Played in a career-high 126 games with Double A Jackson in **2017**.

- Ranked tied for third in the Southern League with 140 hits, while he was tied for fifth with a .292 (.140x479) batting average.
- Had four hits on April 22 at Biloxi...also had four hits on September 2 at Tennessee.
- Finished the month of April hitting .346/.384/.506 with 10 runs scored, six doubles, two triples, one home run and 14 RBI in 20 games.
- Hit safely in 11 straight games from April 24-May 9...hit .435/.458/.587 with six runs scored, five doubles, one triple and seven RBI.

- Batted .317/.375/.475 with 19 runs scored, nine doubles, two triples, one home run and 10 RBI in 27 games in July.
- Named Southern League Player of the Week for the week ending September 3 after hitting .500/.522/.545 with six runs scored, two doubles, one triple, one home run and four RBI in seven games.
- Played for the Salt River Rafters in the Arizona Fall League and hit .316/.333/.405 with eight runs scored, three doubles, two triples and nine RBI in 20 games...was selected to play in the AFL's Rising Stars Game.
- Ranked as the 23rd-best prospect in the Diamondbacks organization by *Baseball America*.

Spent the entire **2016** season with Single A Visalia.

- Named an organization All-Star by MiLB.com.
- Tied for the California League lead with 12 triples, while he ranked tied for fourth with a .303 (142x469) batting average.
- Had four hits and scored four runs on May 8 at Lancaster...also had four hits on June 27 vs. Rancho Cucamonga and July 19 at Bakersfield.
- Played in 49 games in July and August and hit .339/.380/.479 with 30 runs scored, six doubles, six triples, three home runs and 22 RBI.
- Rated as the 26th-best prospect in the Diamondbacks player development system by *Baseball America*.

Completed his first season in the Diamondbacks organization in **2015**, playing in 121 games with Single A Kane County.

- Ranked third in the Midwest League with a .311 (132x424) batting average.
- Hit over .300 in each of the first two months of the season, batting .302/.309/.358 in 14 games during April and .305/.309/.368 in 26 games in May.
- Posted a 12-game hitting streak from June 30-July 12...hit .383/.408/.447 with 12 runs scored, three doubles and three RBI.
- Played in 32 games in August and September, batting .376/.405/.505 with 17 runs scored, four doubles, two triples, two home runs and 19 RBI.
- Ranked as the No. 22 prospect in the Atlanta Braves organization by *Baseball America*.

Limited to 89 games with Single A Rome in **2014** due to injury.

- Named to the South Atlantic League midseason All-Star Team.
- Batted .326/.365/.382 with 10 runs scored, five doubles and nine RBI in 25 games during April.
- Hit safely in 17 consecutive games from April 26-May 17...hit .476/.515/.540 with seven runs scored, four doubles and 12 RBI.
- Sideline from July 22-September 22 with a right knee contusion.
- Ranked as the 14th-best prospect in the Braves organization by *Baseball America*.

Split the **2013** season between the GCL Braves and Rookie-level Danville.

- Drove in a season-high four runs on June 24 vs. the GCL Yankees2.
- Played in 22 games with the GCL Braves in July, hitting .329/.384/.382 with 14 runs scored, four doubles and 10 RBI.
- Hit safely in 15-of-18 games with Danville.
- Rated as the 14th-best prospect in the Gulf Coast League by *Baseball America*.

Made his professional debut in **2012** with the DSL Braves, playing in 52 games.

- Drove in a season-high four runs on August 10 at the DSL Tigers.
- Hit .306/.422/.327 with 14 runs scored, one double and 13 RBI in 16 games during August.

#### TRANSACTIONS

- Signed by Atlanta as an international free agent on July 2, 2011
- On injured list, July 22-September 22, 2014 (right knee contusion)
- Acquired by Arizona from Atlanta in exchange for a supplemental second round draft pick on April 6, 2015
- Selected by the Tigers from Arizona in the Major League phase of the Rule 5 Draft on December 14, 2017
- On injured list, June 3-July 8, 2021 (left intercostal strain)
- On injured list, September 26-October 4, 2021 (right groin strain)



## 2022 TIGERS

### VICTOR JOSE REYES' CAREER RECORD


Year	Club	AVG	G	AB	R	H	TB	2B	3B	HR	RBI	SH	SF	HB	BB	SO	SB	CS	OBP	SLG	E
2012	DSL Braves	.296	52	162	40	48	51	3	0	0	33	1	3	5	31	39	12	6	.418	.315	0
2013	GCL Braves	.357	31	112	22	40	50	8	1	0	21	1	3	1	12	20	5	1	.414	.446	1
	Danville	.321	18	81	12	26	29	3	0	0	4	0	0	0	3	9	0	0	.345	.358	0
2014	Rome	.259	89	332	32	86	99	13	0	0	34	2	2	1	24	58	12	7	.309	.298	4
2015	Kane County	.311	121	424	57	132	165	17	5	2	59	6	5	2	58	13	4	3	.343	.389	5
2016	Visalia	.303	124	469	62	142	195	11	12	6	54	5	1	1	33	78	20	8	.349	.416	6
2017	Jackson	.292	126	479	59	140	191	29	5	4	51	4	3	3	27	80	18	9	.332	.399	1
2018	<b>DETROIT</b>	<b>.222</b>	<b>100</b>	<b>212</b>	<b>35</b>	<b>47</b>	<b>61</b>	<b>5</b>	<b>3</b>	<b>1</b>	<b>12</b>	<b>1</b>	<b>1</b>	<b>0</b>	<b>5</b>	<b>46</b>	<b>9</b>	<b>1</b>	<b>.239</b>	<b>.288</b>	<b>0</b>
2019	Toledo	.304	74	289	50	88	139	19	1	10	58	0	4	1	14	50	10	6	.334	.481	0
	<b>DETROIT</b>	<b>.304</b>	<b>69</b>	<b>276</b>	<b>29</b>	<b>84</b>	<b>119</b>	<b>16</b>	<b>5</b>	<b>3</b>	<b>25</b>	<b>0</b>	<b>2</b>	<b>0</b>	<b>14</b>	<b>64</b>	<b>9</b>	<b>3</b>	<b>.336</b>	<b>.431</b>	<b>1</b>
2020	<b>DETROIT</b>	<b>.277</b>	<b>57</b>	<b>202</b>	<b>30</b>	<b>56</b>	<b>79</b>	<b>7</b>	<b>2</b>	<b>4</b>	<b>14</b>	<b>0</b>	<b>0</b>	<b>2</b>	<b>9</b>	<b>45</b>	<b>8</b>	<b>2</b>	<b>.315</b>	<b>.391</b>	<b>1</b>
2021	Lakeland#	.273	5	11	3	3	4	1	0	0	1	0	1	1	5	3	0	0	.500	.364	0
	Toledo	.385	20	78	13	30	44	7	2	1	10	0	1	2	10	17	5	2	.462	.564	0
	<b>DETROIT</b>	<b>.258</b>	<b>76</b>	<b>209</b>	<b>26</b>	<b>54</b>	<b>87</b>	<b>10</b>	<b>4</b>	<b>5</b>	<b>22</b>	<b>2</b>	<b>1</b>	<b>0</b>	<b>8</b>	<b>55</b>	<b>5</b>	<b>1</b>	<b>.284</b>	<b>.416</b>	<b>1</b>
MINOR LEAGUE TOTALS		.302	660	2437	350	735	967	111	26	23	325	19	23	16	181	412	95	43	.351	.397	17
MAJOR LEAGUE TOTALS		.268	302	899	120	241	346	38	14	13	73	3	4	2	36	210	31	7	.296	.385	3

### MAJOR LEAGUE CAREER FIELDING

	G	TC	PO	A	E	DP	PCT
Outfield	248	506	490	13	3	2	.994

### MAJOR LEAGUE CAREER HIGHS

**Hits:** 4 (six times) - last, September 21, 2021 vs. Chicago (AL)  
**Home Runs:** 1 (13 times) - last, September 10, 2021 vs. Tampa Bay  
**RBI:** 5 - September 1, 2020 at Milwaukee  
**Stolen Bases:** 1 (31 times) - last, September 21, 2021 vs. Chicago (AL)  
**Hitting Streak:** 13 - August 28-September 12, 2019 (Game 1)



**NON-ROSTER  
INVITEE**

# 74 JACOB ROBSON

**HT: 5-10 WT: 182 BT: L TH: R BORN: 11/20/1994 IN LONDON, ON, CANADA**

**OUTFIELDER**

**Opening Day Age:** 27 **Residence:** Davenport, FL  
**Major League Service:** 0.007 **Signed Through:** 2022  
**How Obtained:** Selected by the Tigers in the eighth round of the 2016 MLB Draft

### SEASON HIGHLIGHTS

Saw his first Major League action in **2021**, playing in four games with Detroit...combined to play in 96 games between Double A Erie and Triple A Toledo.

- Named a Tigers Organization All-Star by MiLB.com.
- Earned Double A Northeast Offensive Player of the Week for the week ending May 9 after hitting .455/.586/.773 with four doubles, one home run and eight RBI.
- Went 4x5 with three runs scored and three doubles on May 20 vs. Binghamton.
- Selected the Double A Northeast Player of the Month and Tigers Player of the Month for May after hitting .424/.531/.712 with nine doubles, two triples, two home runs and 10 RBI in 18 games...led the league in batting average, on-base percentage and OPS (1.243), while he ranked second in slugging percentage, total bases (47) and triples (three), third in hits (28) and fourth in doubles.
- Finished a triple shy of the cycle for Toledo on June 9 vs. Louisville, going 4x5 with a double, a home run and three RBI.
- Made his Major League debut on August 12 at Baltimore, entering as a pinch hitter in the sixth inning and going 0x2.

Worked out remotely during the **2020** season as a result of the COVID-19 Pandemic.

Spent the entire **2019** season with Triple A Toledo, playing in 112 games.

- Named a Tigers organization All-Star by MiLB.com.
- Led the International League with 25 stolen bases.
- Posted a 10-game hitting streak from April 13-26, hitting .310/.326/.500 with two doubles, two home runs and seven RBI.





- Hit safely in 15 consecutive games from June 8-24, batting .448/.467/.638 with four doubles, two triples, one home run and seven RBI...had nine multi-hit efforts during the streak.
- Finished the month of June hitting .376/.404/.548 with six doubles, two triples, two home runs and 10 RBI.
- Appeared in 18 games with Aguilas Cibaenas in the Dominican Winter League, hitting .221/.284/.382 with three doubles, one triple, two home runs and four RBI in 18 games.
- Ranked as the No. 24 prospect in the Tigers Minor League system by *Baseball America*.

Appeared in a career-high 124 games in **2018** between Double A Erie and Triple A Toledo.

- Named to the Eastern League midseason All-Star Team.
- Ranked sixth among Tigers Minor Leaguers with a .295 (142x482) batting average.
- Turned in a four-hit performance on May 12 at Akron, going 4x5 with a double...added a second four-hit game on July 14 at Indianapolis.
- Belted a pair of home runs on May 31 vs. Binghamton.
- Had a 10-game hitting streak from May 26-June 7, batting .415/.467/.585 with nine runs scored, one double, two home runs and seven RBI.
- Played for Estrellas de Oriente in the Dominican Winter League, hitting .240/.345/.320 with six runs scored, one triple and one RBI in seven games.

Split the **2017** season between Single A West Michigan and Single A Lakeland.

- Selected to the Midwest League midseason All-Star Team.
- Ranked third in the Tigers Minor League system with a .303 (137x452) batting average, while he was fourth with 21 stolen bases.
- Hit .300-or-better in each of the first four months of the season, batting .330/.379/.409 in April, .337/.429/.396 in May, .300/.390/.371 in June and .309/.375/.447 in July.
- Had a four-hit game on May 4 vs. Clinton...also added four-hit performances on May 26 at Dayton, June 11 vs. Dayton, July 9 at Daytona and September 2 vs. Tampa.
- Rated as the 25th-best prospect in the Tigers organization by *Baseball America*.

Made his professional debut in **2016**, playing in 49 games between the GCL Tigers West and Single A Connecticut.

- Ranked seventh in the Gulf Coast League with 14 stolen bases.
- Had a 10-game hitting streak from July 20-August 3, hitting .357/.449/.548 with nine runs scored, four doubles, two triples and two RBI.
- Went 4x5 with two runs scored on September 4 vs. Tri-City.

**TRANSACTIONS**

- Selected by the Padres in the 30th round of the 2012 MLB Draft, but did not sign
- Selected by the Tigers in the eighth round of the 2016 MLB Draft out of Mississippi State University (signing scout: Justin Henry)
- On suspended list, June 13-19, 2017
- On temporarily inactive list, May 24-June 8, 2021

**JACOB CHARLES ROBSON'S CAREER RECORD**

Year	Club	AVG	G	AB	R	H	TB	2B	3B	HR	RBI	SH	SF	HB	BB	SO	SB	CS	OBP	SLG	E
2016	GCL Tigers West	.267	28	101	16	27	35	4	2	0	5	1	0	0	16	22	14	4	.368	.347	1
	Connecticut	.329	21	76	14	25	35	5	1	1	6	0	0	0	15	20	1	2	.440	.461	1
2017	West Michigan	.329	60	228	38	75	90	10	1	1	27	5	2	1	31	59	5	9	.408	.395	1
	Lakeland	.277	58	224	27	62	87	11	4	2	18	4	1	3	23	59	16	9	.351	.388	0
2018	Erie	.286	67	262	46	75	118	16	3	7	32	7	1	2	39	78	11	4	.382	.450	1
	Toledo	.305	57	220	36	67	94	13	1	4	15	1	1	0	23	62	7	6	.369	.427	1
2019	Toledo	.267	112	409	61	109	163	21	3	9	52	4	4	3	53	132	25	10	.352	.399	3
2020	Did Not Play																				
2021	Erie	.424	18	66	17	28	47	9	2	2	10	1	0	1	14	21	4	1	.531	.712	1
	Toledo	.259	78	239	37	62	93	10	3	5	28	0	0	3	46	104	15	9	.385	.389	2
	<b>DETROIT</b>	<b>.000</b>	<b>4</b>	<b>7</b>	<b>1</b>	<b>0</b>	<b>0</b>	<b>0</b>	<b>0</b>	<b>0</b>	<b>0</b>	<b>0</b>	<b>0</b>	<b>0</b>	<b>4</b>	<b>0</b>	<b>0</b>	<b>0</b>	<b>.000</b>	<b>.000</b>	<b>0</b>
	MINOR LEAGUE TOTALS	.290	499	1825	292	530	762	99	20	31	193	23	9	13	260	557	98	54	.381	.418	11
	MAJOR LEAGUE TOTALS	.000	4	7	1	0	0	0	0	0	0	0	0	0	4	0	0	0	.000	.000	0

**MAJOR LEAGUE CAREER FIELDING**

	G	TC	PO	A	E	DP	PCT
Outfield	4	2	2	0	0	0	1.000

**MAJOR LEAGUE CAREER HIGHS**

- Hits:** No Major League Hits
- Home Runs:** No Major League Home Runs
- RBI:** No Major League RBI
- Stolen Bases:** No Major League Stolen Bases
- Hitting Streak:** No Major League Hitting Streak



# 57 EDUARDO RODRIGUEZ

HT: 6-2 WT: 231 BT: L TH: L BORN: 4/7/1993 IN VALENCIA, VZ

## LEFTHANDED PITCHER

Opening Day Age: 29 Residence: Miami, FL  
 Major League Service: 6.130 Signed Through: 2022  
 How Obtained: Signed by the Tigers as a free agent on November 16, 2021

### CAREER HIGHLIGHTS

The 2022 season will mark Rodriguez's 12th professional season and first with the Tigers...also marks the first year of a five-year contract he signed on November 16, 2021.

- Has started at least 20 games every year that's he played in the Majors...since 2018, he has a .703 winning percentage, which ranks fourth among all Major League pitchers over that span, trailing only Walker Buehler (.750), Charlie Morton (.734) and Gerrit Cole (.734).
- Selected to participate in the MLB Futures Game prior to the All-Star Game in 2013 at Citi Field in New York.

### SEASON HIGHLIGHTS

After missing the entire 2020 season, returned to the mound in 2021 to make 32 appearances, including 31 starts.

- Led Red Sox pitchers in wins (13) and ranked second in starts (31), innings pitched (157.2) and strikeouts (185).
- Established career bests in strikeouts per 9.0 innings (10.56), strikeout/walk ratio (3.94) and FIP (3.32)...ranked third among American League pitchers in FIP (3.32), while he was fourth (min. 150.0 IP) in strikeouts per 9.0 innings and 10th in fWAR (3.8).
- On the injured list from March 29-April 8 with left elbow inflammation.
- Went a perfect 4-0 with a 3.52 ERA (23.0IP/9ER) and 26 strikeouts in four starts during April...was the first Red Sox pitcher to win his first four starts of a season since Rick Porcello (5 in 2018).
- Threw 4.0 innings on May 23 at Philadelphia, snapping a streak of 36 consecutive starts of 5.0-or-more innings...at the time, it was the longest active streak in MLB.
- Tossed a perfect inning of relief in the final regular season game on October 3 at Washington, helping the club clinch a postseason berth.
- Tossed three games during the postseason, compiling a 1-1 record with a 4.97 ERA (12.2IP/7ER) and 14 strikeouts.

Missed the entire 2020 season due to myocarditis.

Established career bests in starts (34), wins (19), innings pitched (203.1) and strikeouts (213) in 2019.

- Tied for the Major League lead in starts, while he ranked third in the Majors in wins and ninth in the American League in ERA (3.81) and strikeouts.
- Threw 7.0-or-more scoreless innings five times, which was tied with Chicago (AL)'s Lucas Giolito for the second most in the American League...had 13 starts with 6.0-or-more innings and one or zero runs allowed, which was third in the AL, trailing only Houston's Gerrit Cole and Justin Verlander, who each had 15 starts.
- Finished sixth in voting for the AL Cy Young Award.
- Was one of 15 pitchers to throw 200.0-or-more innings and one of only five southpaws to do so...was one of 24 pitchers to strike out 200+ batters and one of only seven lefthanders to do so.
- The Red Sox went 26-8 (.765) in his starts...the only other pitcher to start as many as 25 team wins in 2019 was Houston's Gerrit Cole (Astros went 26-7 in his starts).
- Made the 100th start of his big league career on June 4 at Kansas City.
- Went a perfect 5-0 with a 2.03 ERA (31.0IP/7ER) and 29 strikeouts in five starts during July.
- Had 10-or-more strikeouts in consecutive starts for the first time in his career on September 14 at Philadelphia (12) and September 19 vs. San Francisco (10).
- Posted a 1.20 ERA (45.0IP/6ER) over seven starts from August 17-September 19...allowed zero or one earned run in six of the seven outings.
- Recorded his 200th strikeout of the season in the bottom of the first inning on September 24 at Texas, striking out Delino DeShields.

Made 27 appearances, including 23 starts, with Boston in **2018**.

- Began the season on the injured list from March 26-April 8 with a right knee ligament injury.
- Recorded his second career double-digit strikeout performance on May 5 vs. Texas, fanning 10...also had 10-or-more strikeouts on September 1 at Chicago (AL), striking out 12.
- Allowed three earned runs or less in eight straight starts from May 10-June 17, compiling a 2.38 ERA (45.1IP/12ER)...gave up two earned runs or fewer in the last six outings of that stretch.
- Won six consecutive starts from May 20-June 17, tied for the second-longest streak in the American League during the season, being only Blake Snell (9, August 10-September 23).
- Made three consecutive scoreless starts from July 4-14 (17.0 IP), the longest streak of his career.
- Sideline from July 15-September 1 with a right ankle sprain.
- Made seven appearances, including one start, during the postseason...made multiple outings in each round.
- Started Game 4 of the World Series at Dodger Stadium, throwing 5.0 scoreless frames before allowing four runs in the sixth...became only the fourth pitcher born in Venezuela to start a World Series game, joining Les Straker (Minnesota, 1987), Freddy Garcia (Chicago (AL), 2005), and Anibal Sanchez (Detroit, 2012).

Appeared in 25 games, including 24 starts, with the Red Sox in **2017**.

- Had four scoreless starts of at least 6.0 innings, the most by a Red Sox pitcher 24 or younger since Jon Lester had seven in 2008.
- Prior to the season, was named to Venezuela's roster as a designated pool pitcher in the World Baseball Classic.
- Made an Opening Day roster at the Major League level for the first time in his career.
- On the paternity list from April 17-19.
- Made his first career relief appearance on April 19 at Toronto, retiring all three batters he faced in the eighth inning.
- Tied a career high with 8.0 innings on May 21 at Oakland.
- Went 4-1 with a 2.77 ERA (55.1IP/17ER) and 59 strikeouts in his first 10 starts of the season from April 8-May 26.
- Sideline from June 2-July 17 with a right knee dislocation.
- Made his first career postseason appearance in Game 2 of the American League Division Series vs. Houston, but did not record an out in his relief appearance.

Limited to 20 starts in **2016** after spending the first two months of the season on the injured list.

- Sideline from April 2-May 31 with a right patella subluxation.
- Among American League pitchers after the All-Star break (min. 75.0 IP), he ranked third with a .210 opponent batting average and eighth with 9.15 strikeouts per 9.0 innings.
- Carried a no-hitter into at least the fifth inning on three different occasions during the season, on August 16 at Baltimore (5th), September 4 at Oakland (8th) and September 20 at Baltimore (5th).
- Earned the win at Yankee Stadium on July 16, allowing just one earned run over 7.0 innings and improving to 4-1 in five career starts vs. New York (AL)...became the first Red Sox pitcher since 1913 to give up two-or-fewer earned runs in each of his first five career starts against the Yankees...extended that streak on August 11 vs. New York (AL), allowing one earned run in 7.0 innings, becoming the first Major League starter to limit the Yankees to two-or-fewer earned runs in each of his first six career starts since Mike Garcia did so in his first six from 1949-51.
- Allowed three runs-or-less in seven consecutive starts from July 16-August 16, posting a 2.52 ERA (39.1IP/11ER) and a 1.14 WHIP while striking out 39 and walking just 12.
- On September 4 at Oakland, carried a no-hitter until two outs in the eighth inning when Marcus Semien hit an infield single...finished the outing with one hit allowed over 8.0 scoreless innings, tying a career-long outing (also, August 18, 2015 vs. Cleveland)...was the first Red Sox starter to throw 8.0-or-more innings and allow one or zero hits since Jon Lester on May 3, 2014, also vs. Oakland.
- Struck out a career-high 13 hitters on September 25 at Tampa Bay...tied the highest strikeout total by any pitcher since 1913 in an outing of 5.1 innings or shorter (also, Alex Cobb on May 10, 2013 vs. San Diego and Zack Greinke on September 25, 2012 vs. Seattle)...his final 12 outs were strikeouts, from the second out of the second inning to the first out of the sixth...struck out his final six batters faced, combining with Heath Hembree (five straight strikeouts) to set a Major League team record by fanning 11 consecutive batters.
- Was named to the Red Sox American League Division Series roster, but did not appear in a game.
- Made four starts for Magallanes in the Venezuelan Winter League, posting a 1-1 record with a 3.38 ERA (10.2IP/4ER) and 12 strikeouts.

Saw the first Major League action of his career in **2015**, making 21 starts with Boston.

- Named Boston's BBWAA Red Sox Pitcher of the Year and Red Sox Rookie of the Year...was also selected to *Baseball America's* Major League All-Rookie Team.
- Threw at least 5.0 innings and allowed one or zero earned runs in 12 of his 21 starts, tying for the most such starts through any player's first 21 career Major League games since at least 1914 (also

Stephen Strasburg, Matt Harvey, Dwight Gooden, Cal Eldred), the most by a lefthanded pitcher...matched Gooden (1984) as the only pitchers with 12 such starts within their first 21 games, all in the same season.

- Among Red Sox pitchers with at least 100.0 innings, he ranked first with .255 (120x471) opponent batting average, while he was second in ERA (3.85) and WHIP (1.29)...led American League rookies with 10 wins and was second among lefthanded AL rookies with 98 strikeouts and 13 quality starts.
- According to the Elias Sports Bureau, became the first Red Sox pitcher to win at least 10 games and post a sub-4.00 ERA before turning 23 since Mike Nagy in 1969...was the first Red Sox southpaw to do that since Babe Ruth in three straight years from 1915-17.
- Threw a 7.0-inning complete game with Triple A Pawtucket on April 25 at Scranton/Wilkes-Barre, allowing a run on three hits with seven strikeouts.
- Made his Major League debut on May 28 at Texas, throwing 7.2 shutout innings with three hits allowed, two walks and seven strikeouts...became the first pitcher in Red Sox history to throw at least 7.2 innings, allow no runs, give up three hits-or-less and strike out as many as seven batters in his big league debut... was the longest scoreless outing for a Boston pitcher in his Major League debut since Billy Rohr on April 14, 1967 at New York (AL) (9.0 IP).
- Was 22 years, 51 days old on May 28, the youngest Red Sox left hander to start and win his big league debut since Billy Rohr at 21 years old in 1967...was the youngest pitcher to make his Major League debut as a starter for the Red Sox since Michael Bowden at 21 years old on August 30, 2008 vs. Chicago (AL), the youngest Red Sox left hander to do it since Abe Alvarez at 21 years old on July 22, 2004 vs. Baltimore.
- Began his career with a 0.44 ERA (20.2IP/1ER) through his first three starts, allowing eight hits while striking out 21...according to the Elias Sports Bureau, he was the first pitcher in baseball history to go at least 6.0 innings while allowing no more than one run or three hits in each of his first three Major League games...he also was the first pitcher to begin a career with three straight starts of 6.0-or-more innings, 7-or-more strikeouts and one earned run or fewer since earned runs became an official stat (1912 in NL, 1913 in AL).
- Finished the season by allowing 10 earned runs over his last seven starts...his 2.08 ERA (43.1IP/10ER) in that stretch ranked second in the AL, trailing only Cleveland's Cody Anderson (1.66) and was third in the Majors among left handers, trailing only Pittsburgh's J.A. Happ (1.34) and Los Angeles (NL)'s Clayton Kershaw (1.53).
- Ranked as the No. 4 prospect in the Red Sox organization, the No. 59 prospect in all of baseball and the fifth-best prospect in the International League by *Baseball America*.

Began the **2014** season in the Orioles organization before being traded to the Red Sox on July 31.

- Ranked third among Eastern League pitchers with 8.1 strikeouts per 9.0 innings and was 10th with a 3.60 ERA (120.0IP/48ER).
- On the injured list from April 18-May 22 with a left knee sprain.
- Made six starts with Double A Portland following the trade and had a 0.96 ERA (37.1IP/4ER), allowing one or no runs in all six starts.
- Allowed three runs, two earned, with six strikeouts in 6.2 innings in a playoff start for Portland in Game 3 of the Eastern League Division Series vs. Binghamton.
- Made his Triple A debut in Game 4 of the Governors' Cup Finals at Durham and gave up two earned runs in 7.0 innings.
- Ranked as the No. 3 prospect in the Orioles system, the No. 65 prospect in all of baseball and the seventh-best prospect in the Eastern League by *Baseball America*.

Combined to make 25 starts between Single A Frederick and Double A Bowie in **2013**.

- Pitched a scoreless inning in the MLB Futures Game, striking out one.
- Named to the Carolina League midseason All-Star Team and was tabbed an organization All-Star by MiLB.com.
- Selected the Orioles Minor League Pitcher of the Month for May after posting a 5-0 record with a 2.23 ERA (40.1IP/10ER) and 27 strikeouts in six starts.
- Threw a 6.0-inning complete game on July 7 at Harrisburg, allowing a run on two hits with three walks and seven strikeouts.
- Named the Eastern League Pitcher of the Week on September 3 after making two starts and throwing 14.0 shutout innings with seven hits allowed, one walk and 11 strikeouts.
- Pitched for Surprise in the Arizona Fall League and went 0-1 with a 5.52 ERA (14.2IP/9ER) and 16 strikeouts...selected to pitch in the AFL Rising Stars Game.
- Rated as the fifth-best prospect in the Orioles organization, the No. 8 prospect in the Carolina League and the No. 9 prospect in the Eastern League by *Baseball America*.

Started 22 games with Single A Delmarva in **2012**.

- Allowed two-or-fewer earned runs in 16 of 22 starts during the season.
- Led Delmarva pitchers (min. nine games) in ERA (3.70) and WHIP (1.24), while he was tied for the team lead in starts.
- Rated as the No. 30 prospect in the Orioles player development system by *Baseball America*.



Spent most of the **2011** season with the GCL Orioles, appearing in 11 games, including 10 starts.

- Allowed two runs-or-less in his first seven starts of the season, posting a 1-1 record with a 0.84 ERA (32.0IP/3ER) and 34 strikeouts.
- Ranked as the No. 18 prospect in the Gulf Coast League by *Baseball America*.

Began his professional career in **2010** with the DSL Orioles, making 12 starts.

- Led the team with a 2.33 ERA (min. five starts) and 62 strikeouts.
- Struck out a season-high 11 on June 12 vs. the DSL Cubs...also had a double-digit strikeout performance on August 17 vs. the DSL Padres, fanning 10.
- Threw a 5.0-inning shutout on July 9 vs. the DSL Rockies, allowing one hit with three walks and two strikeouts.

#### IN THE COMMUNITY

- Joined a number of big leaguers on a goodwill trip to Colombia in December **2019**, helping to hold clinics for Colombian and Venezuelan kids, as well as donating baseball equipment.

#### TRANSACTIONS

- Signed by Baltimore as an international free agent on January 28, 2010
- On temporarily inactive list, May 31-June 6, 2012
- On injured list, April 18-May 22, 2014 (left knee sprain)
- Acquired by Boston from Baltimore in exchange for Andrew Miller on July 31, 2014
- On injured list, April 2-May 31, 2016 (right patella subluxation)
- On paternity list, April 17-19, 2017
- On injured list, June 2-July 17, 2017 (right knee dislocation)
- On injured list, March 26-April 8, 2018 (right knee ligament injury)
- On bereavement list, May 2-5, 2018
- On injured list, July 15-September 1, 2018 (right ankle sprain)
- On injured list, July 14-October 31, 2020
- On injured list, March 29-April 8, 2021 (left elbow inflammation)
- Signed by the Tigers as a free agent on November 16, 2021

#### EDUARDO JOSE RODRIGUEZ'S CAREER RECORD

Year	Club	W-L	ERA	G	GS	CG	SHO	SV	IP	H	TBF	R	ER	HR	HB	BB	SO	WP	BK	AVG
2010	DSL Orioles	3-4	2.33	12	12	1	1	0	65.2	49	263	26	17	0	0	28	62	7	1	.213
2011	GCL Orioles	1-1	1.81	11	10	0	0	1	44.2	28	178	17	9	0	2	17	46	1	1	.177
	Aberdeen	0-0	6.75	1	1	0	0	0	4.0	6	19	3	3	1	0	1	4	1	0	.333
2012	Delmarva	5-7	3.70	22	22	1	0	0	107.0	103	454	56	44	4	5	30	73	2	2	.251
2013	Frederick	6-4	2.85	14	14	0	0	0	85.1	78	351	36	27	4	2	25	66	2	0	.245
	Bowie	4-3	4.22	11	11	1	0	0	59.2	53	252	28	28	5	2	24	59	1	1	.237
2014	Bowie	3-7	4.79	16	16	1	0	0	82.2	90	362	50	44	5	0	29	69	4	5	.274
	Portland	3-1	0.96	6	6	0	0	0	37.1	30	147	4	4	1	2	8	39	2	0	.222
2015	Pawtucket	4-3	2.98	8	8	1	0	0	48.1	46	190	22	16	2	0	7	44	1	0	.256
	<b>Boston</b>	<b>10-6</b>	<b>3.85</b>	<b>21</b>	<b>21</b>	<b>0</b>	<b>0</b>	<b>0</b>	<b>121.2</b>	<b>120</b>	<b>522</b>	<b>55</b>	<b>52</b>	<b>13</b>	<b>4</b>	<b>37</b>	<b>98</b>	<b>4</b>	<b>1</b>	<b>.255</b>
2016	Pawtucket	0-4	3.08	7	7	0	0	0	38.0	33	154	15	13	6	1	7	24	0	0	.231
	<b>Boston</b>	<b>3-7</b>	<b>4.71</b>	<b>20</b>	<b>20</b>	<b>0</b>	<b>0</b>	<b>0</b>	<b>107.0</b>	<b>99</b>	<b>458</b>	<b>58</b>	<b>56</b>	<b>16</b>	<b>3</b>	<b>40</b>	<b>100</b>	<b>0</b>	<b>0</b>	<b>.241</b>
2017	Portland#	0-1	15.00	1	1	0	0	0	3.0	9	18	6	5	1	0	0	3	0	0	.529
	Pawtucket#	0-1	4.35	2	2	0	0	0	10.1	10	44	5	5	0	1	5	12	2	0	.263
	<b>Boston</b>	<b>6-7</b>	<b>4.19</b>	<b>25</b>	<b>24</b>	<b>0</b>	<b>0</b>	<b>0</b>	<b>137.1</b>	<b>126</b>	<b>582</b>	<b>66</b>	<b>64</b>	<b>19</b>	<b>5</b>	<b>50</b>	<b>150</b>	<b>1</b>	<b>1</b>	<b>.241</b>
2018	Portland#	0-0	0.00	2	2	0	0	0	8.0	3	31	0	0	0	0	4	14	0	0	.111
	<b>Boston</b>	<b>13-5</b>	<b>3.82</b>	<b>27</b>	<b>23</b>	<b>0</b>	<b>0</b>	<b>0</b>	<b>129.2</b>	<b>119</b>	<b>553</b>	<b>56</b>	<b>55</b>	<b>16</b>	<b>4</b>	<b>45</b>	<b>146</b>	<b>1</b>	<b>0</b>	<b>.238</b>
2019	<b>Boston</b>	<b>19-6</b>	<b>3.81</b>	<b>34</b>	<b>34</b>	<b>0</b>	<b>0</b>	<b>0</b>	<b>203.1</b>	<b>195</b>	<b>859</b>	<b>88</b>	<b>86</b>	<b>24</b>	<b>7</b>	<b>75</b>	<b>213</b>	<b>3</b>	<b>0</b>	<b>.253</b>
2020	Did not play																			
2021	<b>Boston</b>	<b>13-8</b>	<b>4.74</b>	<b>32</b>	<b>31</b>	<b>0</b>	<b>0</b>	<b>0</b>	<b>157.2</b>	<b>172</b>	<b>675</b>	<b>87</b>	<b>83</b>	<b>19</b>	<b>2</b>	<b>47</b>	<b>185</b>	<b>0</b>	<b>1</b>	<b>.277</b>
	MINOR LEAGUE TOTALS	29-36	3.26	113	112	5	1	1	594.0	538	2463	268	215	29	15	185	515	23	10	.241
	MAJOR LEAGUE TOTALS	64-39	4.16	159	153	0	0	0	856.2	831	3649	410	396	107	25	294	892	9	3	.252

#### MAJOR LEAGUE CAREER FIELDING

	G	TC	PO	A	E	DP	PCT
Pitcher	159	109	18	87	4	4	.963

#### MAJOR LEAGUE CAREER HIGHS

**Longest Winning Streak in Games with Decision:** 7 (twice) - last, September 19, 2019-May 7, 2021

**Longest Losing Streak in Games with Decision:** 4 (three times) - last, May 12-31, 2021

**Strikeouts:** 13 - September 25, 2016 at Tampa Bay

**Walks:** 7 - September 20, 2018 at New York (AL)

**Innings (starter):** 8.0 (three times) - last, May 21, 2017 at Oakland

**Innings (reliever):** 2.0 - September 29, 2018 vs. New York (AL)



# 45 ELVIN RODRIGUEZ

HT: 6-3 WT: 197 BT: R TH: R BORN: 3/31/1998 IN SAN CRISTOBAL, DR

## RIGHTHANDED PITCHER

Opening Day Age: 24

Residence: Bani, DR

Major League Service: 0.000

Signed Through: 2022

How Obtained: Acquired by the Tigers from Los Angeles (AL) as the player to be named later in the Justin Upton trade on September 15, 2017

### SEASON HIGHLIGHTS

Spent most of the **2021** season with Double A Erie, making 18 starts.

- Did not allow a run in his first three starts of the season, throwing 14.1 scoreless innings with two hits allowed, four walks and 19 strikeouts...had back-to-back hitless outings on May 12 vs. Akron (5.0 IP) and May 18 vs. Binghamton (5.1 IP).
- Sidelined from August 22-September 13 with a concussion.
- Was promoted to Triple A Toledo at the end of the season and made one appearance for the Mud Hens on October 1 vs. St. Paul, tossing 2.0 shutout innings with one hit allowed and three strikeouts.
- Pitched for Tigres del Licey in the Dominican Winter League and had a 3.86 ERA (4.2IP/2ER) and six strikeouts in two appearances, including one start.

Worked out remotely during the **2020** season as a result of the COVID-19 pandemic.

- Ranked as the No. 18 prospect in the Tigers organization by *Baseball America*.

Named the Pitcher of the Year for Single A Lakeland in **2019**, appearing in 24 games, including 23 starts.

- Ranked second in the Florida State League with 133.2 innings pitched and a .228 opponents batting average, while he was tied for second with 11 wins, fifth in games started, sixth with a 1.17 WHIP, tied for sixth with 112 strikeouts and eighth with a 3.77 ERA (133.2IP/56ER).
- Did not allow a run in three consecutive starts from April 11-24, throwing 16.0 innings and giving up nine hits and 13 strikeouts.
- On the injured list from June 12-21 with a right shoulder spasm.
- Turned in his longest outing of the season on June 28 vs. Jupiter, throwing 8.1 innings and giving up a run on three hits with two walks and seven strikeouts.

Completed his first season in the Tigers organization in **2018**, starting 21 games with Single A West Michigan.

- Earned West Michigan Pitcher of the Year honors after ranking fourth in the Midwest League with a 3.34 ERA and 1.24 WHIP and tied for seventh with a .255 opponents batting average.
- Had a season-high 12 strikeouts on May 29 at Dayton.
- Allowed two earned runs-or-less in six consecutive starts from May 15-June 22, posting a 3-1 record with a 1.24 ERA (36.1IP/5ER) and 42 strikeouts.
- Finished the season by giving up three runs-or-less in nine straight starts from July 4-September 2, compiling a 3-3 record with a 2.25 ERA (52.0IP/13ER) and 44 strikeouts.

Earned Pioneer League Pitcher of the Year honors in **2017** with Orem, leading the league with a 2.50 ERA and 1.04 WHIP (min. 50.0 innings pitched).

- Selected to the Pioneer League midseason and postseason All-Star Teams.
- Allowed one run-or-less in five consecutive starts from July 27-August 23, posting a 3-0 record with a 0.90 ERA (20.0IP/2ER) and 17 strikeouts.

Split the **2016** season between the DSL Angels and the AZL Angels, combining to appear in 14 games, including 11 starts.

- Named the Angels Minor League Pitcher of the Month for July, compiling a 3-0 record with a 0.78 ERA (23.0IP/2ER) and 23 strikeouts.

Completed his first professional season in **2015**, pitching in 12 games, including 11 starts, with the DSL Angels.

## TRANSACTIONS

- Signed by Los Angeles (AL) as an international free agent on July 4, 2014
- Acquired by the Tigers from Los Angeles (AL) as the player to be named later in the Justin Upton trade on September 15, 2017
- On injured list, June 12-21, 2019 (right shoulder spasm)
- On injured list, August 22-September 13, 2021 (concussion)

## ELVIN MIGUEL RODRIGUEZ'S CAREER RECORD

Year	Club	W-L	ERA	G	GS	CG	SHO	SV	IP	H	TBF	R	ER	HR	HB	BB	SO	WP	BK	AVG
2015	DSL Angels	0-6	4.59	12	11	0	0	0	51.0	48	221	29	26	4	9	19	36	2	1	.250
2016	DSL Angels	2-0	1.50	7	6	0	0	0	30.0	14	109	5	5	2	0	8	34	0	0	.139
	AZL Angels	2-2	1.57	7	5	0	0	2	28.2	18	110	6	5	1	1	6	23	2	0	.176
2017	Orem	5-1	2.50	11	11	0	0	0	54.0	45	218	18	15	5	6	11	49	1	0	.224
	Burlington	0-2	4.50	3	3	0	0	0	14.0	20	63	9	7	2	1	3	12	4	0	.345
2018	West Michigan	8-7	3.34	21	21	0	0	0	113.1	108	465	49	42	9	6	32	109	3	4	.255
2019	Lakeland	11-9	3.77	24	23	1	0	0	133.2	113	558	60	56	12	12	44	112	9	1	.228
2020	Did not play																			
2021	Erie	4-6	5.83	18	18	0	0	0	75.2	69	330	52	49	18	8	29	80	5	0	.237
	Toledo	0-0	0.00	1	0	0	0	0	2.0	1	7	0	0	0	0	3	2	0	0	.143
MINOR LEAGUE TOTALS		32-33	3.67	104	98	1	0	2	502.1	436	2081	228	205	53	43	152	458	28	6	.233



# 82

## NIVALDO RODRIGUEZ

HT: 6-1 WT: 223 BT: R TH: R BORN: 4/16/1997 IN CARABOBO, VZ

**RIGHTHANDED PITCHER**

Opening Day Age: 25      Residence: Lara, VZ

Major League Service: 0.085      Signed Through: 2022

How Obtained: Claimed off waivers by the Tigers from Houston on August 2, 2021

NON-ROSTER  
INVITEE

## SEASON HIGHLIGHTS

Began the **2021** season in the Houston Astros organization before being claimed off waivers by the Tigers on August 2.

- Had two separate stints in the Majors with the Astros, appearing in four games...threw a season-high 3.0 innings on April 13 vs. Detroit.
- Appeared in seven games with Triple A Toledo in August, compiling a 2-0 record with a 3.21 ERA (14.0IP/5ER) and eight strikeouts.
- Pitched in five games, including four starts, with Criollos de Caguas in the Puerto Rican Winter League, and went 0-2 with a 1.80 ERA (20.0IP/4ER) and 25 strikeouts...also made one start for Puerto Rico in the Caribbean World Series, tossing 5.0 shutout innings with two hits allowed, one walk and six strikeouts.

Saw the first Major League action of his career in **2020**, appearing in five games with Houston.

- Made his Major League debut on July 28 vs. Los Angeles (NL), tossing 2.0 scoreless innings...struck out Cody Bellinger for his first big league strikeout.
- Threw a career-high 4.0 innings on September 27 at Texas, giving up two runs on five hits with five strikeouts.
- Ranked as the No. 23 prospect in the Astros organization by *Baseball America*.

Saw time at two different Astros affiliates in **2019**, pitching for both Single A Quad Cities and Single A Fayetteville.

- Threw a 7.0 inning shutout on May 2 at Lake County, allowing two hits with one walk and nine strikeouts.
- Did not allow an earned run in four consecutive starts from April 24-May 16, throwing 20.0 innings in that span.
- Made five appearances, including three starts, with Fayetteville in June, compiling a 2-1 record with a 1.96 ERA (23.0IP/5ER) and 21 strikeouts.

Spent the entire **2018** season with Single A Tri-City, pitching in 14 games, including seven starts.

- Allowed two runs-or-less in seven consecutive appearances (four starts) from July 16-August 20, posting a 3-0 record with one save, a 1.39 ERA (32.1IP/5ER) and 26 strikeouts.



Combined to make 15 appearances, including seven starts, between the DSL Astros Blue and GCL Astros in **2017**.

- Began the season in the DSL where he allowed just one run in 26.1 innings before earning a promotion to the GCL.

Made his professional debut in the Dominican Summer League in **2016**, appearing in five games with the DSL Astros.

#### TRANSACTIONS

- Signed by Houston as an international free agent on June 13, 2016
- On restricted list, June 21-July 23, 2016
- On temporarily inactive list, June 26-July 9, 2021
- Claimed off waivers by the Tigers from Houston on August 2, 2021

#### IVALDO APOLINAR RODRIGUEZ'S CAREER RECORD

Year	Club	W-L	ERA	G	GS	CG	SHO	SV	IP	H	TBF	R	ER	HR	HB	BB	SO	WP	BK	AVG
2016	DSL Astros	1-0	1.17	5	0	0	0	0	7.2	6	35	2	1	0	0	4	8	2	0	.194
2017	DSL Astros Blue	3-0	0.35	6	4	0	0	1	26.0	17	102	4	1	0	1	6	29	3	0	.181
	GCL Astros	1-2	3.48	9	3	0	0	0	31.0	32	135	15	12	1	2	11	34	2	1	.267
2018	Tri-City	4-1	2.91	14	7	0	0	1	55.2	45	227	18	18	3	5	13	50	2	0	.218
	Quad Cities	3-1	1.16	6	6	1	1	0	31.0	23	119	6	4	2	0	4	39	3	0	.200
2019	Fayetteville	3-5	2.92	18	9	0	0	2	74.0	46	299	27	24	5	3	31	75	7	0	.175
	<b>Houston</b>	<b>0-1</b>	<b>6.23</b>	<b>5</b>	<b>0</b>	<b>0</b>	<b>0</b>	<b>0</b>	<b>8.2</b>	<b>15</b>	<b>46</b>	<b>7</b>	<b>6</b>	<b>3</b>	<b>0</b>	<b>6</b>	<b>8</b>	<b>1</b>	<b>0</b>	<b>.385</b>
2021	Sugar Land	2-1	5.93	10	6	0	0	0	27.1	33	128	19	18	5	0	16	25	3	0	.295
	Toledo	2-1	4.93	13	5	0	0	0	34.2	40	156	25	19	6	0	12	19	2	0	.280
	<b>Houston</b>	<b>0-0</b>	<b>2.45</b>	<b>4</b>	<b>0</b>	<b>0</b>	<b>0</b>	<b>0</b>	<b>7.1</b>	<b>4</b>	<b>31</b>	<b>2</b>	<b>2</b>	<b>2</b>	<b>3</b>	<b>4</b>	<b>3</b>	<b>0</b>	<b>0</b>	<b>.167</b>
MINOR LEAGUE TOTALS		19-11	3.04	81	40	1	1	4	287.1	242	1201	116	97	22	11	97	279	24	1	.223
MAJOR LEAGUE TOTALS		0-1	4.50	9	0	0	0	0	16.0	19	77	9	8	5	3	10	11	1	0	.302

#### MAJOR LEAGUE CAREER FIELDING

	G	TC	PO	A	E	DP	PCT
Pitcher	9	4	2	2	0	0	1.000

#### MAJOR LEAGUE CAREER HIGHS

**Longest Winning Streak in Games with Decision:** No Major League winning streaks

**Longest Losing Streak in Games with Decision:** No Major League losing streaks

**Strikeouts:** 5 - September 27, 2020 at Texas

**Walks:** 3 - September 27, 2020 at Texas

**Innings (starter):** No Major League Starts

**Innings (relief):** 4.0 - September 27, 2020 at Texas





# 34 JAKE ROGERS

HT: 6-1 WT: 201 BT: R TH: R BORN: 4/18/1995 IN CANYON, TX

## CATCHER

Opening Day Age: 26

Residence: Dallas, TX

Major League Service: 1.040

Signed Through: 2022

How Obtained: Acquired by the Tigers along with Daz Cameron and Franklin Pérez from Houston in exchange for Justin Verlander and a player to be named later (Juan Ramirez) on August 31, 2017

### CAREER HIGHLIGHTS

- Selected to participate in the MLB Futures Game prior to the Major League Baseball All-Star Game in 2019 at Progressive Field in Cleveland.

### SEASON HIGHLIGHTS

Limited to just 38 games in 2021 after suffering a season-ending injury on July 19.

- Swiped his first big league stolen base on June 5 at Chicago (AL), becoming the first Tigers catcher to steal a base since John Hicks on April 17, 2019 vs. Pittsburgh.
- Threw out at least one runner attempting to steal in four straight games from May 31-June 9, which was the longest streak by a Tigers catcher since May 22-27, 2014, when Alex Avila had at least one runner caught stealing in five straight games.
- Hit the longest home run of his career on June 9 vs. Seattle, a solo shot that travelled 423 feet.
- Recorded his first Major League triple and homered on June 10 vs. Seattle...homered in consecutive games for the first time in his career.
- Made his first career pitching appearance on June 12 vs. Chicago (AL), allowing two runs on two hits and a walk in 1.0 inning...also played third base for the first time in his career in the contest.
- Added his second three-bagger of the season on June 22 vs. St. Louis, becoming the first Tigers catcher since James McCann in 2017 to have multiple triples in a season.
- Hit the first grand slam of his Major League career on July 11 at Minnesota, a go-ahead blast in the ninth inning...marked the sixth time since 2000 that a Tigers player has hit a go-ahead grand slam in the ninth inning-or-later (last, John Hicks, September 14, 2019 vs. Baltimore).
- Went on the injured list on July 19 with right arm soreness and missed the rest of the season.

Spent the entire 2020 season at the alternate training site in Toledo.

- Ranked as the No. 10 prospect and as the best defensive catcher in the Tigers organization by *Baseball America*.

Saw the first Major League action of his career in 2019, appearing in 35 games with the Tigers.

- Belted a pair of home runs for Double A Erie on April 16 at Bowie...also had a pair of homers on May 3 vs. Bowie.
- Named the Tigers Minor League Player of the Month for May, hitting .325/.432/.636 with six doubles, six home runs and 22 RBI in 23 games between Erie and Triple A Toledo.
- Made his Major League debut on July 30 at Los Angeles (AL), going 2x4 with a RBI...became the first Tiger to have multiple hits and a RBI in his major league debut since JaCoby Jones on August 30, 2016 vs. Chicago (AL).
- Belted the first home run of his Major League career on July 31 at Los Angeles (AL), hitting a solo shot in the third inning off Jose Suarez...scored three runs in the game, becoming the first Tigers player with three runs scored in one of his first two Major League games since Scott Livingstone on July 19, 1991 at Kansas City and first catcher since Lance Parrish on September 7, 1977 vs. Baltimore.
- Hit his fourth home run on August 13 vs. Seattle, becoming the first Tigers catcher since at least 1908 to hit four homers in his first 11 career games.
- Rated as the 13th-best prospect and as the best defensive catcher in the Tigers organization by *Baseball America*.

Played in a career-high 99 games in 2018 as he spent the entire season with Double A Erie.

- Selected to MLB Pipeline's All-Defense Team for the second straight year as the best defensive catcher in the Minors.
- Ranked fourth in the Eastern League with one home run every 20.71 at-bats.
- Had a three-homer game and drove in a season-high four runs on June 12 at Hartford.
- Played with the Mesa Solar Sox in the Arizona Fall League, hitting .167/.231/.271 with eight runs scored, five doubles and one RBI in 13 games...was selected to play in the AFL's Rising Stars Game.
- Ranked as the fifth-best prospect and as being the best defensive catcher in the Tigers organization by *Baseball America*.



## 2022 TIGERS

Began the **2017** season in the Houston Astros organization, before being traded to the Tigers on August 31.

- Name to MLB Pipeline's All-Defense Team as the best defensive catcher in the Minors.
- Collected a season-high four hits and drove in a season-best four RBI on July 4 at Myrtle Beach.
- Homered in three consecutive games from July 8-10 at Down East.
- Posted a 12-game hitting streak from July 2-16...hit .420/.473/.760 with 11 runs scored, two doubles, five home runs and 17 RBI.
- Ranked as the No. 20 prospect in the Astros organization by *Baseball America*.

Completed his first season of professional baseball in **2016**, playing in 46 games between Single A Tri-City and Single A Quad Cities.

- Had a season-high three hits on July 25 vs. Vermont.

### TRANSACTIONS

- Selected by Houston in the third round of the 2016 MLB Draft out of Tulane University
- Acquired by the Tigers along with Daz Cameron and Franklin Pérez from Houston in exchange for Justin Verlander and a player to be named later (Juan Ramirez) on August 31, 2017
- On temporarily inactive list, July 6-8, 2019 (Participating in Futures Game)
- On injured list, July 19-November 7, 2021 (right forearm strain)

### JACOB RAY ROGERS' CAREER RECORD

Year	Club	AVG	G	AB	R	H	TB	2B	3B	HR	RBI	SH	SF	HB	BB	SO	SB	CS	OBP	SLG	E
2016	Tri-City	.253	25	87	11	22	37	7	1	2	12	1	0	3	13	18	0	2	.369	.425	3
	Quad Cities	.208	21	72	7	15	23	3	1	1	4	0	0	2	8	25	1	0	.305	.319	3
2017	Quad Cities	.255	27	102	17	26	53	7	1	6	15	0	1	4	9	28	1	0	.336	.520	1
	Buies Creek	.265	83	313	43	83	143	18	3	12	55	0	6	4	44	72	13	8	.357	.457	4
	Lakeland	.143	2	7	0	1	1	0	0	0	0	0	0	0	1	2	0	0	.250	.143	0
2018	Erie	.219	99	352	57	77	145	15	1	17	56	2	7	6	41	112	7	1	.305	.412	5
2019	Erie	.302	28	86	17	26	46	3	1	5	21	0	4	3	19	26	0	0	.429	.535	1
	Toledo	.223	48	166	29	37	76	10	1	9	31	1	0	6	18	53	0	0	.321	.458	3
	<b>DETROIT</b>	<b>.125</b>	<b>35</b>	<b>112</b>	<b>11</b>	<b>14</b>	<b>29</b>	<b>3</b>	<b>0</b>	<b>4</b>	<b>8</b>	<b>2</b>	<b>0</b>	<b>1</b>	<b>13</b>	<b>51</b>	<b>0</b>	<b>0</b>	<b>.259</b>	<b>.481</b>	<b>1</b>
2020	Did Not Play																				
2021	Toledo	.000	1	3	1	0	0	0	0	0	0	0	0	0	1	3	0	0	.250	.000	0
	<b>DETROIT</b>	<b>.239</b>	<b>38</b>	<b>113</b>	<b>17</b>	<b>27</b>	<b>56</b>	<b>5</b>	<b>3</b>	<b>6</b>	<b>17</b>	<b>3</b>	<b>0</b>	<b>0</b>	<b>11</b>	<b>46</b>	<b>1</b>	<b>0</b>	<b>.306</b>	<b>.496</b>	<b>1</b>
MINOR LEAGUE TOTALS		.242	334	1188	182	287	524	63	9	52	194	4	18	28	154	339	22	11	.338	.441	20
MAJOR LEAGUE TOTALS		.182	73	225	28	41	85	8	3	10	25	5	0	1	24	97	1	0	.264	.378	2

### MAJOR LEAGUE CAREER FIELDING

	G	TC	PO	A	E	DP	PCT
Pitcher	1	1	0	1	0	0	1.000
Catcher	71	608	576	30	2	3	.997
Third Base	1	0	0	0	0	0	---

### IN-DEPTH MAJOR LEAGUE CATCHING STATISTICS

Year	G	SB	CS	CS%	PB	SLAA	FrmRAA
2019	34	11	7	38.9	9	-21.24	-2.51
2021	37	6	8	57.1	3	-27.38	-3.41
Totals	71	17	15	46.9	12	-48.62	-5.92

### MAJOR LEAGUE CAREER HIGHS

- Hits:** 2 (seven times) - last, July 6, 2021 at Texas
- Home Runs:** 1 (10 times) - last, July 11, 2021 at Minnesota
- RBI:** 4 - July 11, 2021 at Minnesota
- Stolen Bases:** 1 - June 5, 2021 at Chicago (AL)
- Hitting Streak:** 7 - June 27-July 7, 2021



7

# JONATHAN SCHOOP

HT: 6-1 WT: 247 BT: R TH: R BORN: 10/16/1991 IN WILLEMSTAD, CW

## INFIELDER

Opening Day Age: 30

Residence: Willemstad, CW

Major League Service: 8.027

Signed Through: 2022

How Obtained: Signed by the Tigers as a free agent on February 5, 2021

### CAREER HIGHLIGHTS

- Named to the American League All-Star Team in **2017** with Baltimore.
- Selected the American League Player of the Week twice in his career, earning the honor for the week ending July 23, 2017 and July 29, 2018.
- Played for the Netherlands in the **2013** and **2017** World Baseball Classic.
- Selected to participate in the Futures Game prior to the **2011** All-Star Game at Chase Field in Phoenix.

### SEASON HIGHLIGHTS

Was one of the team's most consistent hitters in **2021**, playing in 156 games, his third season with at least 150 games played.

- Finished the season with 22 home runs, his fifth consecutive 162-game season with 20-or-more home runs.
- Had 53 multi-hit games during the season, which ranked second in the American League and tied for fourth in the Majors...ranked tied for fifth in the American League and tied for 10th in the Majors with 173 hits.
- Made his first career start at first base on April 3 vs. Cleveland...finished the season with 103 starts at first.
- Belted a pair of home runs on June 1 at Milwaukee, his first multi-homer game with the Tigers.
- Finished a perfect 4x4 on June 4 at Chicago (AL), hitting a pair of homers and driving in five, tying his career high...also drew a walk, marking the first time in his career reaching base five times in a game... was his 15th career multi-homer game and his fifth career four-hit performance...also had a four-hit game on September 3 at Cincinnati.
- Named Tigers Player of the Month for June, hitting .340/.379/.698 with eight doubles, 10 home runs and 27 RBI...ranked third in the American League in RBI, while he was tied for third in home runs, sixth in hits (36), seventh in slugging percentage and 10th in OPS (1.077)...his 10 homers in June were the most for a Tiger in a single month since Justin Upton hit 11 in August, 2017.
- Posted a career-best, 16-game hitting streak from July 7-26, hitting .354/.377/.446 with three doubles, a home run and 11 RBI...the streak was the longest by a Tigers player since Nick Castellanos hit safely in 17 straight games from September 3-20, 2017.
- Recorded his best stretch of the season from May 22-August 11, hitting .333/.376/.554 with 18 doubles, 15 home runs and 51 RBI in 70 games...led all Major Leaguers with 95 hits in that span, while he was fourth in batting average and tied for sixth in RBI.
- Hit his 20th homer of the season on September 10 vs. Tampa Bay, a go-ahead grand slam in the seventh inning...was his fifth career grand slam (last, August 25, 2020 vs. Chicago (NL)) and gave him 20-or-more homers in a season for the fifth time in his career and for the third consecutive 162-game season.
- Played in the 1,000th game of his big league career on September 30 at Minnesota...became the third player from Curaçao to play in 1,000 games, joining Andruw Jones (2,196) and Andrelton Simmons (1,188).
- Posted a 12-game hitting streak from September 18-October 1, hitting .340/.396/.532 with three doubles, two home runs and seven RBI.

Completed his first season with the Tigers in **2020**, appearing in 44 games.

- Named a finalist for the American League Gold Glove Award for second basemen...led all AL second basemen with a .994 fielding percentage during the season, committing just one error in 174 total chances...among qualified second basemen, he ranked second in the AL with a 2.4 UZR and first in the Majors with a 10.7 UZR/150 (UZR normalized for number of chances in a season).
- Homered in three straight games from July 28-30, marking the fifth time in his career he has done so (last, August 25-28, 2019)...each of the longballs came at home, becoming the first Tiger to homer in three consecutive games at Comerica Park since Ian Kinsler from May 16-18, 2016.



## 2022 TIGERS

- Had his best stretch of the season over 30 games between August 11-September 12, over which he hit .302/.362/.509 with three doubles, two triples, five home runs and 15 RBI.
- Belted his fourth career grand slam on August 25 vs. Chicago (NL)...was the second grand slam of the season for Detroit, following Isaac Paredes' on August 21 at Cleveland.
- Scored the 400th run of his career on August 26 vs. Chicago (NL), going 3x5 with a RBI...was his fifth game of three-or-more hits during the season, which was tied with Jeimer Candelario for the team lead.
- Placed on the injured list on September 13 with a right wrist sprain and missed the rest of the season.

Played in 121 games with Minnesota in **2019**, marking the fourth consecutive year that he has appeared in 120 games-or-more at the Major League level.

- Ranked third among Major League second basemen with a .478 slugging percentage, while he was fourth with 22 home runs.
- Posted five multi-homer games during the season, hitting two home runs on April 9 at New York (NL), April 20 at Baltimore, May 18 at Seattle, May 23 at Los Angeles (AL), and August 28 at Chicago (AL)... his five multi-homer games were tied for the second most by a second baseman in Major League history, trailing only Chase Utley's seven multi-homer games in 2006 with Philadelphia.
- Recorded his fourth career game with five RBI on May 18 at Seattle.
- Hit .311/.340/.689 with two doubles, five home runs and nine RBI in 15 games during August.
- Played in his 800th career game on September 27 at Kansas City.

Began the **2018** season with Baltimore, before being traded to Milwaukee on July 31.

- Sidelined from April 14-May 8 with a right oblique muscle strain.
- Recorded multi-homer games on May 12 vs. Tampa Bay and July 5 at Minnesota.
- Named American League Player of the Week for the week ending July 29, hitting .379/.379/.931 with one double, five home runs and 13 RBI in six games...homered in five consecutive games from July 22-27.
- Finished the month of July batting .360/.356/.700 with seven doubles, nine home runs and 19 RBI in 24 games.
- Hit his third career grand slam on September 9 vs. San Francisco off Madison Bumgarner...also tied a career high with five RBI.
- Played in four games during Milwaukee's postseason run, appearing in two games in both the National League Division Series vs. Colorado and the National League Championship Series vs. Los Angeles (NL).

Named to the American League All-Star Team in **2017** as he set career highs with 92 runs scored, 182 hits, 32 home runs and 105 RBI.

- Voted the winner of the Louis M. Hatter Most Valuable Oriole Award by members of the local media.
- Ranked tied for fourth in the American League with 53 multi-hit games, while he was sixth in hits, RBI and total bases (313).
- Played 3.0 innings at second base in the All-Star Game and went 1x1 with a run scored and a double.
- Appeared in seven games for Team Netherlands in the World Baseball Classic, hitting .222/.300/.333 with a home run and four RBI.
- Established franchise records for a second baseman with 32 home runs and 105 RBI...he was the only AL infielder to finish the season with 30-or-more home runs and at least 100 RBI...ranked fourth among Major League second basemen with 66 extra-base hits.
- Reached base safely in a career-high 26 consecutive games from April 12-May 12, hitting .344/.385/.613 with 10 doubles, five home runs and 17 RBI.
- Selected AL Player of the Week for the week ending July 23 after batting .433/.438/.800 with two doubles, three home runs and 16 RBI.
- Finished the month of July hitting .343/.377/.638 with four doubles, nine home runs and 28 RBI...led the AL in RBI during the month, while he was tied for second in home runs.
- Reached the 100 RBI mark on August 31 and became the fastest Oriole to reach 100 RBI in a season since Chris Davis in 2013.
- Recorded his second career walk-off hit on September 1 vs. Toronto, a RBI double in the bottom of the 13th inning.

Played in all 162 games for the Orioles in **2016**...joined Kansas City's Alcides Escobar and Houston's George Springer as the only players to play in every game during the season.

- Finished the season with 13 game-winning RBI, which was tied with Chris Davis for the team lead.
- Of his 164 hits, 64 of them went for extra bases (38 doubles, one triple, 25 home runs).
- Recorded the first triple of his Major League career on May 12 vs. Detroit.
- Posted his fourth career multi-homer game, hit his second career grand slam and drove in a career-best five runs on May 14 vs. Detroit.
- Had an 11-game hitting streak from June 18-29, batting .489/.520/.830 with seven doubles, three home runs and nine RBI...had eight multi-hit performances during the streak.
- Hit a go-ahead, two-run, two-out double in the 14th inning on July 6 at Los Angeles (NL).
- Tied his career high with five RBI on September 30 at New York (AL).
- Started at second base in the American League Wild Card Game at Toronto, going 0x4.

Appeared in 86 games with Baltimore in **2015**.

- Belted the first grand slam of his career on April 11 vs. Toronto.
- Sidelined from April 18-July 5 with a right knee sprain.
- Hit the first walk-off home run of his career in the bottom of the ninth inning on July 10 vs. Washington.
- Posted a career-best, 12-game hitting streak from September 7-19, batting .327/.353/.531 with one double, three home runs and five RBI.

Completed his first full season with the Orioles in **2014**, seeing time in 137 games.

- Made an Opening Day roster at the Major League level for the first time in his career.
- Ranked fourth among American League second basemen with a .987 fielding percentage, while he was fifth with 16 Total Zone Runs and a 4.84 Range Factor/9.0 innings and eighth with 89 double plays turned.
- Collected his first career multi-homer game on May 26 at Milwaukee.
- Started all seven postseason games, hitting .190/.292/.238 with one double and two RBI.
- Ranked as the No. 5 prospect in the Orioles organization by *Baseball America*...also rated as the best power hitter and as possessing the best infield arm in the Baltimore system.

Limited to 70 games with Triple A Norfolk in **2013** after missing over two months of the season due to injury...also saw his first Major League action, appearing in five games with Baltimore.

- Played for Team Netherlands in the World Baseball Classic, hitting .214/.313/.464 with a double, two home runs and six RBI in eight games.
- Sidelined from May 14-July 26 due to a stress fracture in his lower back.
- Made his Major League debut on September 25 vs. Toronto, going 2x3 with three runs scored and a solo home run...belted his first big league home run in the sixth inning off Kyle Drabek, becoming just the second player in club history to homer in his first Major League game, joining Larry Haney on July 27, 1966 vs. Cleveland.
- Played for Surprise in the Arizona Fall League after the season, hitting .177/.271/.323 with three home runs and six RBI...helped the Saguaros to the AFL title, going 1x3 with a run scored in the championship game.
- Ranked as the No. 3 prospect in the Orioles organization and the 14th-best prospect in the International League by *Baseball America*...also rated as the best power hitter and as possessing the best infield arm in the organization.

Spent the entire **2012** season with Double A Bowie, leading the team with 14 home runs, while he ranked second with 124 games played, 119 hits, 68 runs and 187 total bases.

- Selected to the Eastern League midseason All-Star Team and was named an organization All-Star by MiLB.com.
- Hit a pair of home runs on June 24 vs. Reading.
- Played in 21 games with Mesa in the Arizona Fall League after the season, and hit .270/.446/.429 with four doubles, two home runs and 10 RBI...selected to play in the AFL Rising Stars Game.
- Ranked as the third-best prospect in the Orioles organization, the No. 82 prospect overall, the No. 14 prospect in the Eastern League and the 19th-best prospect in the Arizona Fall League by *Baseball America* following the season.

Named the Orioles Brooks Robinson Minor League Player of the Year in **2011** as he combined to hit .290/.349/.432 with 24 doubles, five triples, 13 home runs and 71 RBI in 128 games between Single A Delmarva and Single A Frederick.

- Selected an Orioles organization All-Star by MiLB.com.
- Began the month of May on a 16-game hitting streak, over which he hit .348/.397/.515 with three doubles, one triple, two home runs and eight RBI.
- Tabbed Carolina League Player of the Week for the week ending August 14 after batting .467/.500/.833 with five doubles, two home runs and eight RBI in seven games.
- Selected the Orioles Minor League Player of the Month for August, hitting .336/.371/.536 with eight doubles, one triple, four home runs and 21 RBI in 28 games.
- Appeared in nine games during the Carolina League playoffs, and hit .314/.368/.457 with two doubles, one home run and four RBI.
- Ranked as the No. 10 prospect in the Orioles organization, the sixth-best prospect in the Carolina League and the No. 9 prospect in the South Atlantic League by *Baseball America*.

Combined to play in 62 games between Rookie-level GCL Orioles, Rookie-level Bluefield and Single A Frederick in **2010**.

- Belted a pair of home runs and drove in four on June 24 at the GCL Red Sox.
- Went 4x4 with two RBI on August 30 at Johnson City.
- Played in 26 games with Bluefield in August, and hit .318/.381/.511 with nine doubles, one triple, two home runs and 12 RBI.

Began his professional career in **2009** with the DSL Orioles.

- Led the team in games played (68) and RBI (35), while he was third in stolen bases (11).
- Had a four-hit game and drove in a run on July 17 at the DSL Rockies.



# 2022 TIGERS

## PERSONAL/MISCELLANEOUS

- Played on the Little League World Series championship team from Willemstad, Curacao in **2004**, and recorded the save in the finale against Thousand Oaks, CA.

## TRANSACTIONS

- Signed by Baltimore as a non-drafted free agent on August 20, 2008
- On temporarily inactive list, July 9-13, 2011 (Participating in Futures Game)
- On injured list, May 14-July 26, 2013 (back strain)
- On injured list, April 18-July 5, 2015 (right knee sprain)
- On injured list, April 14-May 8, 2018 (right oblique muscle strain)
- Acquired by Milwaukee from Baltimore in exchange for Jean Carmona, Luis Ortiz and Jonathan Villar on July 31, 2018
- Signed by Minnesota as a free agent on December 6, 2018
- Signed by the Tigers as a free agent on December 21, 2019
- On injured list, September 13-October 28, 2020 (right wrist sprain)
- Signed by the Tigers as a free agent on February 5, 2021

## JONATHAN RUFINO JEZUS SCHOOP'S CAREER RECORD

Year	Club	AVG	G	AB	R	H	TB	2B	3B	HR	RBI	SH	SF	HB	BB	SO	SB	CS	OBP	SLG	E
2009	DSL Orioles	.239	68	247	28	59	72	7	3	0	35	6	1	6	24	39	11	3	.320	.291	20
2010	GCL Orioles	.250	17	60	11	15	28	4	0	3	16	0	2	1	7	7	0	0	.329	.467	1
	Bluefield	.316	39	133	16	42	61	11	1	2	16	3	0	0	12	14	1	1	.372	.459	17
	Frederick	.238	6	21	5	5	8	3	0	0	3	0	0	0	1	4	0	0	.273	.381	0
2011	Delmarva	.316	51	212	45	67	109	12	3	8	34	1	3	2	20	32	6	4	.376	.514	17
	Frederick	.271	77	299	37	81	112	12	2	5	37	4	0	4	22	44	6	3	.329	.375	11
2012	Bowie	.245	124	485	68	119	187	24	1	14	56	6	5	9	50	103	5	3	.324	.386	21
2013	GCL Orioles#	.360	8	25	9	9	20	2	0	3	9	0	1	0	6	6	0	0	.469	.800	1
	Aberdeen#	.571	3	14	3	8	15	1	0	2	9	0	0	0	1	1	0	1	.600	1.071	0
	Norfolk	.256	70	270	30	69	107	11	0	9	34	0	1	5	13	55	1	2	.301	.396	9
	<b>Baltimore</b>	<b>.286</b>	<b>5</b>	<b>14</b>	<b>5</b>	<b>4</b>	<b>7</b>	<b>0</b>	<b>0</b>	<b>1</b>	<b>1</b>	<b>0</b>	<b>0</b>	<b>0</b>	<b>1</b>	<b>2</b>	<b>0</b>	<b>0</b>	<b>.333</b>	<b>.500</b>	<b>1</b>
2014	<b>Baltimore</b>	<b>.209</b>	<b>137</b>	<b>455</b>	<b>48</b>	<b>95</b>	<b>161</b>	<b>18</b>	<b>0</b>	<b>16</b>	<b>45</b>	<b>5</b>	<b>0</b>	<b>8</b>	<b>13</b>	<b>122</b>	<b>2</b>	<b>0</b>	<b>.244</b>	<b>.354</b>	<b>11</b>
2015	Frederick#	.333	2	9	2	3	6	0	0	1	1	0	0	0	0	3	0	0	.333	.667	0
	Bowie#	.240	7	25	3	6	17	2	0	3	6	0	0	0	1	6	0	0	.269	.680	0
	<b>Baltimore</b>	<b>.279</b>	<b>86</b>	<b>305</b>	<b>34</b>	<b>85</b>	<b>147</b>	<b>17</b>	<b>0</b>	<b>15</b>	<b>39</b>	<b>1</b>	<b>2</b>	<b>4</b>	<b>9</b>	<b>79</b>	<b>2</b>	<b>0</b>	<b>.306</b>	<b>.482</b>	<b>7</b>
2016	<b>Baltimore</b>	<b>.267</b>	<b>162</b>	<b>615</b>	<b>82</b>	<b>164</b>	<b>279</b>	<b>38</b>	<b>1</b>	<b>25</b>	<b>82</b>	<b>0</b>	<b>3</b>	<b>8</b>	<b>21</b>	<b>137</b>	<b>1</b>	<b>2</b>	<b>.298</b>	<b>.454</b>	<b>8</b>
2017	<b>Baltimore</b>	<b>.293</b>	<b>160</b>	<b>622</b>	<b>92</b>	<b>182</b>	<b>313</b>	<b>35</b>	<b>0</b>	<b>32</b>	<b>105</b>	<b>0</b>	<b>7</b>	<b>11</b>	<b>35</b>	<b>142</b>	<b>1</b>	<b>0</b>	<b>.338</b>	<b>.503</b>	<b>15</b>
2018	Frederick#	.333	1	3	0	1	1	0	0	0	2	0	0	0	1	0	0	0	.500	.333	0
	Bowie#	.000	1	2	0	0	0	0	0	0	0	0	0	0	0	1	0	0	.000	.000	0
	Norfolk#	.125	2	8	0	1	1	0	0	0	0	0	0	0	0	5	0	0	.125	.125	0
	<b>Baltimore</b>	<b>.244</b>	<b>85</b>	<b>349</b>	<b>45</b>	<b>85</b>	<b>156</b>	<b>18</b>	<b>1</b>	<b>17</b>	<b>40</b>	<b>1</b>	<b>2</b>	<b>3</b>	<b>12</b>	<b>74</b>	<b>0</b>	<b>1</b>	<b>.273</b>	<b>.447</b>	<b>8</b>
	<b>Milwaukee</b>	<b>.202</b>	<b>46</b>	<b>124</b>	<b>16</b>	<b>25</b>	<b>41</b>	<b>4</b>	<b>0</b>	<b>4</b>	<b>21</b>	<b>0</b>	<b>2</b>	<b>1</b>	<b>7</b>	<b>41</b>	<b>1</b>	<b>0</b>	<b>.246</b>	<b>.331</b>	<b>8</b>
2019	<b>Minnesota</b>	<b>.256</b>	<b>121</b>	<b>433</b>	<b>61</b>	<b>111</b>	<b>205</b>	<b>23</b>	<b>1</b>	<b>23</b>	<b>59</b>	<b>0</b>	<b>1</b>	<b>10</b>	<b>20</b>	<b>116</b>	<b>1</b>	<b>1</b>	<b>.304</b>	<b>.473</b>	<b>14</b>
2020	<b>DETROIT</b>	<b>.278</b>	<b>44</b>	<b>162</b>	<b>26</b>	<b>45</b>	<b>77</b>	<b>4</b>	<b>2</b>	<b>8</b>	<b>23</b>	<b>0</b>	<b>2</b>	<b>4</b>	<b>8</b>	<b>39</b>	<b>0</b>	<b>0</b>	<b>.324</b>	<b>.475</b>	<b>1</b>
2021	<b>DETROIT</b>	<b>.278</b>	<b>156</b>	<b>623</b>	<b>85</b>	<b>173</b>	<b>271</b>	<b>30</b>	<b>1</b>	<b>22</b>	<b>84</b>	<b>0</b>	<b>8</b>	<b>6</b>	<b>37</b>	<b>133</b>	<b>2</b>	<b>0</b>	<b>.320</b>	<b>.435</b>	<b>10</b>
MINOR LEAGUE TOTALS		.268	476	1813	257	485	744	89	10	50	258	20	13	27	158	320	30	17	.333	.410	97
DETROIT TOTALS		.278	200	785	111	218	348	34	3	30	107	0	10	10	45	172	2	0	.321	.443	11
AL TOTALS		.264	956	3578	478	944	1616	183	6	159	478	7	25	54	156	844	9	4	.303	.452	75
NL TOTALS		.202	46	124	16	25	41	4	0	4	21	0	2	1	7	41	1	0	.246	.331	8
MAJOR LEAGUE TOTALS		.262	1002	3702	494	969	1657	187	6	163	499	7	27	55	163	885	10	4	.301	.448	83

## CAREER FIELDING

	G	TC	PO	A	E	DP	PCT
Second Base	843	3793	1461	2261	71	597	.981
Third Base	18	42	13	25	4	1	.905
Shortstop	22	55	15	39	1	8	.982

## CAREER HIGHS

- Hits:** 4 (six times) - last, September 3, 2021 at Cincinnati
- Home Runs:** 2 (15 times) - last, June 4, 2021 at Chicago (AL)
- RBI:** 5 (five times) - last, June 4, 2021 at Chicago (AL)
- Stolen Bases:** 1 (10 times) - last, October 1, 2021 at Chicago (AL)
- Hitting Streak:** 16 - July 7-26, 2021



# 85 LOGAN SHORE

NON-ROSTER  
INVITEE

HT: 6-2 WT: 215 BT: R TH: R BORN: 12/28/1994 IN ST. PAUL, MN

**RIGHTHANDED PITCHER**

Opening Day Age: 27

Residence: Scottsdale, AZ

Major League Service: 0.000

Signed Through: 2022

How Obtained: Acquired by the Tigers from Oakland as a player to be named later in the Mike Fiers trade on September 19, 2018

### SEASON HIGHLIGHTS

Limited to 16 appearances, including 15 starts, with Triple A Toledo in **2021**.

- Sideline from June 10-August 5 with a right forearm strain.
- Won five straight decisions from August 13-September 12, compiling a 5-0 record with a 3.13 ERA (31.2IP/11ER) and 28 strikeouts.

Worked out remotely during the **2020** season as a result of the COVID-19 pandemic.

Spent the entire **2019** season with Double A Erie, pitching in 23 games, including 16 starts.

- On the injured list from May 2-12 with right biceps tendinitis.
- Had his best month in July, posting a 2-0 record with a 0.70 ERA (25.2IP/2ER) and 13 strikeouts.
- Sideline from August 29-September 6 with esophagitis.
- Ranked as the Tigers No. 18 prospect according to *Baseball America*.

Began the **2018** season in the Oakland Athletics organization, before being acquired by the Tigers on September 19.

- On the injured list from April 5-29 with an abdominal muscle strain.
- Allowed two runs or less in each of his first five starts of the season from April 29-May 24, posting a 2-0 record with a 1.00 ERA (27.0IP/3ER) and 28 strikeouts.
- Sideline from July 14-22 with a lumbar spine strain.
- On the injured list from August 12-September 17 with a right forearm strain.
- Rated as the 10th-best prospect in the Oakland player development system by *Baseball America*...also rated as having the best changeup and best control in the Athletics organization.

Completed his first full professional season in **2017**, making 17 appearances, including 14 starts with Single A Stockton.

- Picked up his first professional win on April 29 at San Jose, throwing 3.1 scoreless innings with two hits allowed and five strikeouts.
- Sideline from May 15-July 17 with a right oblique muscle strain.
- Pitched for Mesa in the Arizona Fall League following the season and went 1-1 with a 6.00 ERA (24.0IP/16ER) and 18 strikeouts in six starts.
- Had a strong finish to the season, starting six games in August and going 1-0 with a 3.24 ERA (33.1IP/12ER) and 38 strikeouts.
- Ranked as the No. 13 prospect in the Athletics organization by *Baseball America*.

Began his professional career in **2016**, starting seven games with Single A Stockton.

- Allowed two earned runs or less in each of his first six starts from August 4-30, compiling a 1.69 ERA (16.0IP/3ER) and 16 strikeouts.

### AMATEUR HIGHLIGHTS

- Played collegiately at the University of Florida where he was named the **2016** SEC Pitcher of the Year and was a finalist for the Golden Spikes Award...was named to numerous All-America teams in 2016 after finishing 12-1 with a 2.31 ERA.



## 2022 TIGERS

### TRANSACTIONS

- Selected by Minnesota in the 29th round of the 2013 MLB Draft, but did not sign
- Selected by Oakland in the second round of the 2016 MLB Draft
- On injured list, May 15-July 17, 2017 (right oblique muscle strain)
- On injured list, April 5-29, 2018 (abdominal muscle strain)
- On injured list, July 14-22, 2018 (lumbar spine strain)
- On injured list, August 12-September 17, 2018 (right forearm strain)
- Acquired by the Tigers from Oakland as a player to be named later in the Mike Fiers trade on September 19, 2018
- On injured list, May 2-12, 2019 (right biceps tendinitis)
- On injured list, August 29-September 6, 2019 (esophagitis)
- On injured list, June 10-August 5, 2021 (right forearm strain)

### LOGAN MICHAEL SHORE'S CAREER RECORD

Year	Club	W-L	ERA	G	GS	CG	SHO	SV	IP	H	TBF	R	ER	HR	HB	BB	SO	WP	BK	AVG
2016	Vermont	0-2	2.57	7	7	0	0	0	21.0	17	90	10	6	1	0	7	21	2	0	.207
2017	AZL Athletics#	0-0	0.00	3	3	0	0	0	8.0	2	26	0	0	0	0	13	0	0	0	.077
	Stockton	2-5	4.09	17	14	0	0	1	72.2	81	312	38	33	5	0	16	74	0	0	.276
2018	Stockton	2-0	1.21	4	4	0	0	0	22.1	18	87	3	3	0	3	2	25	0	0	.220
	Midland	1-6	5.50	13	13	0	0	0	68.2	85	305	44	42	7	2	19	49	2	0	.306
2019	Erie	4-7	3.43	23	16	1	0	0	97.0	91	408	41	37	8	5	39	58	6	0	.254
2020	Did not play																			
2021	GCL Tigers East#	0-0	6.75	1	1	0	0	0	2.2	5	13	3	2	1	0	0	4	0	0	.385
	Lakeland#	0-0	2.84	2	2	0	0	0	6.1	5	25	2	2	0	0	1	9	0	0	.208
	Toledo	7-3	3.95	16	15	0	0	0	73.0	65	302	32	32	6	2	30	64	5	0	.243
MINOR LEAGUE TOTALS		16-23	3.80	86	75	1	0	1	371.2	369	1568	173	157	28	12	114	317	15	0	.259



# 59 ZACK SHORT

HT: 5-10 WT: 180 BT: R TH: R BORN: 5/29/1995 IN KINGSTON, NY

**INFIELDER**

Opening Day Age: 26 Residence: Hurley, NY  
 Major League Service: 0.088 Signed Through: 2022  
 How Obtained: Acquired by the Tigers from Chicago (NL) in exchange for Cameron Maybin on August 31, 2020

### SEASON HIGHLIGHTS

Saw his first Major League action in **2021**, appearing in 61 games with the Tigers...also played in 46 games with Triple A Toledo.

- Made his Major League debut in the first game of the doubleheader on April 21 vs. Pittsburgh, starting at third base and going 0x1 with two walks...became the ninth player in franchise history to walk twice in his first big league game, and first since Travis Demeritte on August 2, 2019 at Texas.
- Picked up his first big league hit on April 23 vs. Kansas City with a single off Mike Minor.
- On the injured list from May 16-23 with a concussion.
- Recorded the first stolen base of his Major League career on June 1 at Milwaukee.
- Hit the first home run of his Major League career in the first game of the doubleheader on June 26 vs. Houston, a two-run shot off Framber Valdez...also added a double later in the game for his first big league multi-hit performance.
- Drove in a career-high three runs on July 5 at Texas, hitting a two-run homer and a sacrifice fly.
- Homered in consecutive games for the first time in his career on July 21-22 vs. Texas.

Began the **2020** season in the Chicago Cubs organization, before being traded to the Tigers on August 31.

- After being acquired by Detroit, spent the month of September at the Alternate Training Site in Toledo.
- Ranked as the No. 28 prospect in the Cubs organization by *Baseball America*.

Limited to 63 games between the AZL Cubs1, Double A Tennessee and Triple A Iowa in **2019** after spending the first half of the season on the injured list.

- Sideline from April 10-June 28 with a broken left ring finger.
- Rated as the 19th-best prospect and the best defensive infielder in the Cubs organization by *Baseball America*.





Spent the entire **2018** season with Double A Tennessee.

- Named to the Southern League postseason All-Star Team and was named a Cubs organization All-Star by MiLB.com.
- Ranked second in the Southern League with 82 walks, while his 28 doubles were fifth-most in the league.
- Led Tennessee with 68 runs, 28 doubles, 17 home runs and 59 RBI.
- Recorded his second career two-homer game on May 3 vs. Birmingham.
- Hit safely in 12 consecutive games from May 3-14, hitting .341/.473/.727 with five doubles, four home runs and 11 RBI.

Split the **2017** season between Single A South Bend and Single A Myrtle Beach, combining to appear in a career-high 131 games.

- Selected as a Cubs organization All-Star by MiLB.com.
- Belted a pair of home runs and drove in six runs on April 25 at Lansing.
- Had an 11-game hitting streak from July 30-August 10, batting .395/.467/.737 with two triples, three home runs and six RBI.

Made his professional debut in **2016**, combining to appear in 53 games between the AZL Cubs and Single A Eugene.

- Drew 47 walks and struck out only 33 times, finishing the season with a .427 on-base percentage.

### AMATEUR HIGHLIGHTS

- Attended Sacred Heart University, where he first team All-Northeast Conference as a sophomore in **2015** and was named a Louisville Slugger Freshman All-American and second team All-NEC in **2014**.
- Graduated from Kingston High School in Kingston, NY, where he collected All-League, All-Section and All-State honors in a high school career that saw him bat .410 with 32 RBI as a junior.

### TRANSACTIONS

- Selected by Chicago (NL) in the 17th round of the 2016 MLB Draft out of Sacred Heart University
- On injured list, April 10-June 28, 2019 (broken left ring finger)
- Acquired by the Tigers from Chicago (NL) in exchange for Cameron Maybin on August 31, 2020
- On injured list, September 1-3, 2020
- On injured list, May 16-23, 2021 (concussion)

### ZACHARY RYAN SHORT'S CAREER RECORD

Year	Club	AVG	G	AB	R	H	TB	2B	3B	HR	RBI	SH	SF	HB	BB	SO	SB	CS	OBP	SLG	E
2016	AZL Cubs	.318	14	44	12	14	17	3	0	0	8	0	0	2	14	9	5	1	.500	.386	1
	Eugene	.236	39	127	22	30	41	6	1	1	23	1	3	4	33	24	10	5	.401	.323	10
2017	South Bend	.237	66	236	50	56	100	17	3	7	26	2	1	7	54	54	15	5	.393	.424	17
	Myrtle Beach	.263	65	232	34	61	96	11	3	6	21	0	3	2	40	50	3	5	.372	.414	7
2018	Tennessee	.227	124	436	68	99	182	28	2	17	59	1	0	5	82	136	8	3	.356	.417	19
2019	AZL Cubs 1#	.375	6	16	5	6	8	2	0	0	3	0	0	1	8	4	0	0	.600	.500	1
	Tennessee	.250	16	64	7	16	23	3	2	0	5	0	1	0	9	18	0	1	.338	.359	3
	Iowa	.211	41	133	22	28	55	9	0	6	17	0	1	5	21	50	2	1	.338	.414	11
2020	Did Not Play																				
2021	Toledo	.236	46	157	30	37	71	7	0	9	29	0	1	7	33	47	2	1	.389	.452	7
	<b>DETROIT</b>	<b>.141</b>	<b>61</b>	<b>156</b>	<b>21</b>	<b>22</b>	<b>44</b>	<b>4</b>	<b>0</b>	<b>6</b>	<b>20</b>	<b>0</b>	<b>6</b>	<b>0</b>	<b>22</b>	<b>59</b>	<b>2</b>	<b>0</b>	<b>.239</b>	<b>.282</b>	<b>5</b>
MINOR LEAGUE TOTALS		.240	417	1445	250	347	593	86	11	46	191	4	10	33	294	392	45	22	.378	.410	76
MAJOR LEAGUE TOTALS		.141	61	156	21	22	44	4	0	6	20	0	6	0	22	59	2	0	.239	.282	5

### MAJOR LEAGUE CAREER FIELDING

	G	TC	PO	A	E	DP	PCT
Second Base	2	12	3	8	1	2	.917
Third Base	3	4	1	3	0	0	1.000
Shortstop	52	219	56	159	4	30	.982

### MAJOR LEAGUE CAREER HITS

- Hits:** 2 (three times) - last, July 10, 2021 at Minnesota  
**Home Runs:** 1 (six times) -last, August 19, 2021 vs. Los Angeles (AL)  
**RBI:** 3 - July 5, 2021 at Texas  
**Stolen Bases:** 1 (twice) - last, August 20, 2021 at Toronto  
**Hitting Streak:** 3 (twice) - last, August 14-20, 2021




# 29 TARIK SKUBAL

HT: 6-3 WT: 240 BT: L TH: L BORN: 11/20/1996 IN HAYWARD, CA

**LEFTHANDED PITCHER**

Opening Day Age: 25      Residence: Chandler, AZ  
 Major League Service: 1.114      Signed Through: 2022  
 How Obtained: Selected by the Tigers in the ninth round of the 2018 MLB Draft

**SEASON HIGHLIGHTS**

Completed his first full big league season in **2021**, appearing in 31 games, including 29 starts.

- Set a Tigers single-season rookie record for strikeouts with 164, besting Spencer Turnbull, who struck out 146 in 2019.
- Made an Opening Day roster at the Major League level for the first time in his career.
- Pitched out of the bullpen in the first game of the doubleheader on April 21 vs. Pittsburgh, throwing 3.0 scoreless innings with three hits allowed, three walks and two strikeouts...marked his second career relief outing (other, September 27, 2020 at Kansas City).
- Earned his first win of the season on May 19 at Seattle, allowing two runs on four hits and two walks, while striking out nine.
- After finishing the month of April with a 0-4 record and a 6.14 ERA (22.0IP/15ER), had an impressive turnaround in May, posting a 2-3 record with a 3.33 ERA (27.0IP/10ER) in five starts.
- Recorded a career-high 11 strikeouts on June 5 at Chicago (AL), which was tied for the most in a game by a Tigers rookie since 1974 (accomplished four times, most recently by Michael Fulmer in 2016)...struck out eight-or-more batters in four consecutive games from May 19-June 5...according to the Elias Sports Bureau, he became the first Tigers rookie pitcher to strike out eight-or-more batters in four consecutive starts and was the fifth big league rookie since 2010 to do so (most recently, Noah Syndergaard in 2015).
- Turned in his longest start of the season on June 27 vs. Houston, throwing 7.0 innings and allowing one run on one hit with three walks and nine strikeouts.
- Allowed three runs-or-less in eight consecutive starts from May 19-June 27, during which he had a 4-1 record with a 2.82 ERA (44.2IP/15ER) and 63 strikeouts.
- Finished with 105 strikeouts prior to the All-Star break, the most by a Tigers rookie since 1947.
- Had back-to-back scoreless starts on August 5 vs. Boston and August 11 at Baltimore, throwing 11.0 shutout frames over the two games.
- Posted his second double-digit strikeout performance on August 25 at St. Louis, fanning 10 in 5.0 innings.
- Named Tigers Pitcher of the Month for August, compiling a 2-2 record with a 3.25 ERA (27.2IP/10ER) and 33 strikeouts...finished the month with a 1.16 WHIP and .243 (26x107) opponent batting average...his 33 strikeouts ranked tied for 10th in the American League.
- Struck out four-or-more batters in 22 consecutive appearances from May 7-September 12...according to the Elias Sports Bureau, it was the longest streak by a Major League rookie since 1893...was also the longest for any Tigers pitcher since Justin Verlander had a 28-game streak from July 29, 2015-April 5, 2016.
- Posted the 200th strikeout of his career on September 25 vs. Kansas City, punching out Salvador Perez to end the first inning...became the fastest pitcher (by appearances) to reach 200 strikeouts in Tigers history, besting Michael Fulmer, who struck out his 200th batter in his 40th appearance.

Made the first eight appearances of his career in **2020**, including seven starts...posted a 1-4 record and 5.63 ERA (32.0IP/20ER), allowing 28 hits and 11 walks, while striking out 37.

- Allowed more than two earned runs in just two of his appearances this season, and struck out six-or-more batters in four of his last five outings to close out his rookie campaign.
- Made his Major League debut on August 18 at Chicago (AL), allowing four runs on seven hits with one walk and one strikeout in 2.0 innings...punched out Eloy Jiménez to end the second inning for his first big league strikeout.
- Turned in one of his best starts of the season on September 5 at Minnesota, throwing a career-best 6.0 innings and allowing one run on two hits with two walks and six strikeouts...became the ninth starting pitcher in franchise history to throw 6.0-or-more innings while allowing one run-or-fewer on two-or-fewer hits in one of his first four career starts, and the first to do so since Drew Smyly on April 28, 2012 at New York (AL).



- Posted his second quality start of his rookie season on September 16 vs. Kansas City, allowing three runs, two earned, on four hits with eight strikeouts in 6.0 innings, while taking the loss...became the second pitcher in Tigers history to strike out eight-or-more batters while not issuing a walk in one of his first six career appearances, joining Schoolboy Rowe, who had nine strikeouts without giving up a walk on April 21, 1933 at Cleveland.
- Rated as the No. 3 prospect in the Tigers organization and the No. 34 prospect overall by *Baseball America*.

Combined to make 24 starts between Single A Lakeland and Double A Erie in **2019**.

- Named to the Florida State League midseason All-Star Team and was selected an organization All-Star by MiLB.com.
- Ranked third among all full-season Minor League pitchers with 179 strikeouts...had nine double-digit strikeout games during the season, highlighted by a 13 strikeout performance on July 19 at Richmond.
- Earned Tigers Minor League Pitcher of the Month honors in both June and July...started four games with Lakeland in June, and had a 2-0 record with a 0.39 ERA (23.0IP/1ER) and 35 strikeouts...went 0-2 with a 2.03 ERA (31.0IP/7ER) and 56 strikeouts in six starts between Lakeland and Erie in July.
- Allowed two earned runs-or-less in each of his final five starts of the season from July 31-August 28, compiling a 2-2 record with a 1.57 ERA (23.0IP/4ER) and 42 strikeouts.
- Ranked as the fourth-best prospect in the Florida State League by *Baseball America*.

Made nine appearances, including one start, between GCL Tigers West, Single A Connecticut and Single A West Michigan in **2018**.

- Allowed just one earned run in 22.1 innings, while striking out 33.
- Closed the season by not allowing a run in his final six appearances, throwing 16.1 consecutive scoreless innings.

#### AMATEUR HIGHLIGHTS

- Played collegiately at Seattle University, where he holds the school record for wins (21), strikeouts (224) and lowest opponent batting average (.221)...was named a freshman All-American by *Collegiate Baseball* and earned second team All-WAC honors in **2015**.

#### TRANSACTIONS

- Selected by the Diamondbacks in the 29th round of the 2017 MLB Draft out of Seattle University, but did not sign
- Selected by the Tigers in the ninth round of the 2018 MLB Draft out of Seattle University (signing scout: Dave Dangler)
- On injured list, July 9-August 11, 2020

#### TARIK DANIEL SKUBAL'S CAREER RECORD

Year	Club	W-L	ERA	G	GS	CG	SHO	SV	IP	H	TBF	R	ER	HR	HB	BB	SO	WP	BK	AVG
2018	GCL Tigers West	1-0	0.00	2	1	0	0	0	3.0	2	13	2	0	0	0	1	5	1	1	.167
	Connecticut	0-0	0.75	4	0	0	0	1	12.0	8	43	1	1	0	0	2	17	0	0	.195
	West Michigan	2-0	0.00	3	0	0	0	1	7.1	5	26	0	0	0	0	1	11	0	0	.200
2019	Lakeland	4-5	2.58	15	15	0	0	0	80.1	62	320	29	23	5	4	19	97	4	0	.209
	Erie	2-3	2.13	9	9	0	0	0	42.1	25	170	13	10	2	1	18	82	1	0	.168
2020	<b>DETROIT</b>	1-4	5.63	8	7	0	0	0	32.0	28	134	21	20	9	2	11	37	0	0	.235
2021	<b>DETROIT</b>	8-12	4.34	31	29	0	0	0	149.1	141	634	76	72	35	6	47	164	4	0	.245
MINOR LEAGUE TOTALS		9-8	2.11	33	25	0	0	2	145.0	102	572	45	34	7	5	41	212	6	1	.195
MAJOR LEAGUE TOTALS		9-16	4.57	39	36	0	0	0	181.1	169	768	97	92	44	8	58	201	4	0	.243

#### MAJOR LEAGUE CAREER FIELDING

	G	TC	PO	A	E	DP	PCT
Pitcher	39	25	4	18	3	1	.880

#### MAJOR LEAGUE CAREER HIGHS

**Longest Winning Streak in Games with Decision:** 4 - May 30-July 3, 2021

**Longest Losing Streak in Games with Decision:** 9 - September 10, 2020-May 14, 2021

**Strikeouts:** 11 - June 5, 2021 at Chicago (AL)

**Walks:** 4 (twice) - last, April 15, 2021 at Oakland

**Innings (starter):** 7.0 - June 27, 2021 vs. Houston

**Innings (relief):** 5.0 - September 27, 2020 at Kansas City

**81 DYLAN SMITH****NON-ROSTER  
INVITEE****HT: 6-2 WT: 175 BT: R TH: R BORN: 5/28/2000 IN HUNTSVILLE, AL****RIGHTHANDED PITCHER****Opening Day Age:** 21**Residence:** Stafford, TX**Major League Service:** 0.000**Signed Through:** 2022**How Obtained:** Selected by the Tigers in the third round of the 2021 MLB Draft**SEASON HIGHLIGHTS**

Was selected by the Tigers in the third round of the **2021** MLB Draft, but did not pitch in a professional game.

**AMATEUR HIGHLIGHTS**

- Played collegiately at the University of Alabama, while he had his best season as a junior in **2021**, finishing the year with a 3.84 ERA (98.1IP/42ER) and 113 strikeouts, which were the third most in a season in school history...was named to the Ruston All-Regional Team after throwing a complete game vs. Rider.

**TRANSACTIONS**

- Selected by San Diego in the 18th round of the 2018 MLB Draft, but did not sign
- Selected by the Tigers in the third round of the 2021 MLB Draft out of the University of Alabama (signing scout: Mike Smith)

**DYLAN MIGUEL SMITH'S CAREER RECORD**

Year	Club	W-L	ERA	G	GS	CG	SHO	SV	IP	H	TBF	R	ER	HR	HB	BB	SO	WP	BK	AVG
2021	Did not play																			

**65 GREGORY SOTO****HT: 6-1 WT: 234 BT: L TH: L BORN: 2/11/1995 IN HAINA, DR****LEFTHANDED PITCHER****Opening Day Age:** 27**Residence:** Nigua, DR**Major League Service:** 2.102**Signed Through:** 2022**How Obtained:** Signed by the Tigers as a non-drafted free agent on December 26, 2012**CAREER HIGHLIGHTS**

- Named the Tigers Minor League Pitcher of the Year in **2017**.
- Named to the American League All-Star Team in **2021**.

**SEASON HIGHLIGHTS**

Became one of the top high-leverage relievers in baseball in **2021**, appearing in 62 games.

- Limited opponents to a .198 (46x232) batting average, the lowest by a Tigers reliever (min. 60.0 innings pitched) since Joaquin Benoit had a .197 opponent batting average in 2013.
- Successfully converted 18-of-19 save opportunities on the season, including 11 straight to end the season, the longest streak of saves converted by a Tigers pitcher since Shane Greene was successful in 19 straight save opportunities from September 14, 2018-May 12, 2019...ranked ninth in the American League in saves.
- Was selected to the American League All-Star Team, earning his first career All-Star selection...threw an inning in the game, allowing a solo home run.
- Earned the first win of his Major League career on April 6 vs. Minnesota, working 2.0 scoreless innings with one hit allowed and two strikeouts.

- Had three wins and four saves through the first 36 games of the season, becoming the sixth Tigers pitcher since 1969 to do so...prior to Soto, it was most recently accomplished by Mike Henneman in 1991.
- Allowed just one run over a 17-game stretch from May 17-June 30, compiling a 1-0 record with two saves, a 0.53 ERA (17.0IP/1ER) and 20 strikeouts.
- Earned his first multi-inning save on July 7 at Texas, working 2.0 shutout innings with one hit allowed, one walk and three strikeouts...was the first six-out save by a Tiger since Warwick Saupold on April 21, 2018 vs. Kansas City...also had a multi-inning save on September 5 at Cincinnati.
- Needed just six pitches to pick up the save in the first game of the doubleheader on July 17 vs. Minnesota, becoming the first Tiger to record a 1.0-inning save with six pitches-or-less since Joe Nathan threw six pitches on May 12, 2014 at Baltimore.
- Saved three straight games from July 20-22 vs. Texas, the first Tigers pitcher to save three-or-more consecutive games since Shane Greene had saves in five straight from April 2-7, 2019.
- Threw his fastest pitch of the season on August 3 vs. Boston, a 101.2 MPH fastball that was fouled off by Christian Vazquez...was the highest velocity on a pitch by a Tigers hurler since Bruce Rondon threw a 103.6 MPH fastball on August 7, 2013 at Cleveland...Soto threw 10 pitches at 100+ MPH on August 3, the first Tigers pitcher since Bruce Rondon (10 pitches on August 12, 2015) to have 10-or-more 100+ MPH pitches in a game.
- Placed on the injured list on September 19 with a left finger fracture and missed the rest of the season.

Made 27 appearances for the Tigers in **2020**, posting an 0-1 record with two saves and 4.30 ERA (23.0IP/11ER)...was used almost exclusively in late inning situations, tossing 20.1 of his 23.0 innings in innings seven through nine.

- Started off the season without allowing a run in any of his first 10 outings, over which he allowed four hits and two walks, while striking out 14 batters in 10.1 innings...also closed the season allowing runs in just three of his final 15 appearances.
- Allowed multiple runs in three of his 26 outings in 2020...outside of those three appearances he posted an 0.83 ERA (21.2IP/2ER)...all-in-all, he held opponents scoreless in 22-of-26 outings this season.
- Led the American League among pitchers with at least 23.0 innings pitched with an average velocity of 95.3 MPH...threw the fastest pitch by a Tiger this year at 100.4 miles per hour, on July 31 vs. Cincinnati to strike out Matt Davidson in the seventh.
- Tossed a scoreless inning of relief in game two of the August 29 doubleheader vs. Minnesota, earning his first career save.

Saw the first Major League action of his career in **2019**, appearing in 33 games, including seven starts.

- Made 10 multi-inning relief appearances from the bullpen this season, posting an 0-2 record and 4.22 ERA (21.1IP/10ER), allowing 26 hits and 10 walks, while striking out 21.
- Made his Major League debut on May 11 in the second game of the doubleheader at Minnesota and took the loss, allowing seven runs on nine hits with two walks and one strikeout in 4.0 innings...struck out Ehre Adriaenza for the first punchout of his big league career.
- Picked up his first two hits in the first two plate appearances of his Major League career on May 24 at New York (NL) off Noah Syndergaard...the performance marked just the sixth multi-hit game for Detroit pitchers since interleague play began in 1997 and the first since Justin Verlander on April 12, 2014 at San Diego...he became the first Tigers rookie pitcher with a multi-hit game since Rick Porcello on June 12, 2009 at Pittsburgh.
- Did not allow a run in nine-of-10 outings from August 14-September 8, posting 0.93 ERA (9.2IP/1ER) with six strikeouts.
- Pitched in 12 games with Aguilas Cibaenas in the Dominican Winter League, and had a 1-0 record with three saves, a 0.82 ERA (11.0IP/1ER) and 16 strikeouts.
- Ranked as the No. 15 prospect in the Tigers organization by *Baseball America*.

Spent the entire **2018** season with Single A Lakeland, making 25 appearances, including 23 starts.

- Ranked fourth in the Florida State League with a .235 (101x430) opponent batting average, while he was fifth with 115 strikeouts.
- Threw a season-high 7.0 innings on May 21 vs. Palm Beach, striking out seven and allowing two runs...also pitched 7.0 innings on August 14 vs. Daytona.
- Allowed two earned runs-or-less in six consecutive starts from June 12-July 13, posting a 2-2 record with a 1.98 ERA (27.1IP/6ER) and 31 strikeouts...struck out nine batters in consecutive starts on July 8 vs. Tampa and July 13 vs. Fort Myers.
- Posted a 5-4 record with a 2.96 ERA (70.0IP/23ER) and 77 strikeouts in 13 appearances, including 12 starts, at home, while he was 3-4 with a 6.85 ERA (43.1IP/33ER) and 38 strikeouts in 12 outings, including 11 starts, on the road.
- Made seven starts with the Mesa Solar Sox in the Arizona Fall League, compiling a 1-0 record with a 3.10 ERA (29.0IP/10ER) and 25 strikeouts.
- Ranked as the 10th-best prospect in the Tigers player development system by *Baseball America*.

Selected the Tigers Minor League Pitcher of the Year in **2017**, after compiling a 12-2 record with a 2.25 ERA (124.0IP/31ER) and 144 strikeouts in 23 starts between Single A West Michigan and Single A Lakeland.



# 2022 TIGERS

- Named to the Midwest League midseason and postseason All-Star Teams.
- Ranked tied for seventh in the Midwest League with 10 wins, while he was 10th with 116 strikeouts.
- Did not allow an earned run in his first five starts of the season from April 11-May 7, a stretch that lasted 28.0 innings.
- Struck out a season-high 12 batters on May 20 at Lake County...also had a double-digit strikeout performance on July 14 vs. Cedar Rapids, striking out 11.
- Made four starts with West Michigan in July, going 3-0 with a 1.71 ERA (21.0IP/4ER) and 30 strikeouts.
- Started five games with Lakeland and allowed two runs-or-less in each start.
- Ranked as the No. 30 prospect in the Tigers organization by *Baseball America*.

Started 15 games with Single A Connecticut in **2016**.

- Ranked tied for second in the New York-Penn League with 15 starts, while he was tied for sixth with 62 strikeouts and tied for ninth with 71.1 innings pitched...ranked fifth among New York-Penn League starting pitchers with 7.82 strikeouts per nine innings.
- Finished the month of August with a 3-1 record, a 2.45 ERA (33.0IP/9ER) and 29 strikeouts in six starts.
- Limited lefthanded hitters to a .194 (19x98) batting average, while righties hit .292 (49x168) against him.

Made 11 appearances, including six starts, between the GCL Tigers and Single A Connecticut in **2015**.

- Made five appearances, including one start, with the GCL Tigers in July, going 1-3 with a 2.14 ERA (21.0IP/5ER) and 21 strikeouts.
- Threw a season-long 6.2 innings and tied a season high with eight strikeouts on August 28 vs. the GCL Yankees2.

Spent the entire **2014** season with the DSL Tigers, appearing in 16 games, including 10 as a starter.

- Pitched in five games, including two starts, during August, going 3-0 with a 0.55 ERA (16.1IP/1ER) and 20 strikeouts.

Completed his first season of professional baseball in **2013**, making 16 appearances, including 12 starts, with the DSL Tigers.

- Earned the first win of his professional career and struck out a season-high 10 batters on June 10 vs. the DSL Rojas.
- Allowed one run-or-less in each of his first five starts from June 4-July 4 and posted a 1-0 record with a 0.98 ERA (18.1IP/2ER) and 26 strikeouts during the stretch.

## TRANSACTIONS

- Signed by the Tigers as an international amateur free agent on December 26, 2012 (signing scouts: Carlos Santana and Ramon Perez)
- On restricted list, January 11-April 20, 2019
- On injured list, September 18-October 4, 2021 (left finger fracture)

## GREGORY SOTO'S CAREER RECORD

Year	Club	W-L	ERA	G	GS	CG	SHO	SV	IP	H	TBF	R	ER	HR	HB	BB	SO	WP	BK	AVG
2013	DSL Tigers	1-2	4.82	16	12	0	0	0	37.1	29	173	22	20	1	4	36	51	14	1	.227
2014	DSL Tigers	5-3	3.20	16	10	0	0	0	50.2	41	217	24	18	0	7	25	57	8	2	.224
2015	GCL Tigers	2-4	2.19	9	5	0	0	0	37.0	34	166	20	9	0	2	25	40	10	0	.250
	Connecticut	0-1	22.50	2	1	0	0	0	2.0	1	14	6	5	0	1	6	5	5	0	.143
2016	Connecticut	3-2	3.03	15	15	0	0	0	71.1	68	308	29	24	1	3	34	62	11	1	.256
2017	West Michigan	10-1	2.25	18	18	0	0	0	96.0	70	404	29	24	3	4	54	116	6	0	.204
	Lakeland	2-1	2.25	5	5	0	0	0	28.0	27	114	8	7	1	0	11	28	2	0	.267
2018	Lakeland	8-8	4.45	25	23	0	0	0	113.1	101	517	67	56	4	11	70	115	13	2	.235
2019	Lakeland	0-0	6.75	1	1	0	0	0	4.0	4	18	3	3	0	1	2	5	0	0	.286
	Erie	0-1	2.03	3	3	0	0	0	13.1	10	54	3	3	2	1	4	12	1	1	.204
	Toledo	0-3	6.94	6	5	0	0	0	23.1	25	109	19	18	2	2	13	30	9	0	.266
	<b>DETROIT</b>	<b>0-5</b>	<b>5.77</b>	<b>33</b>	<b>7</b>	<b>0</b>	<b>0</b>	<b>0</b>	<b>57.2</b>	<b>74</b>	<b>276</b>	<b>39</b>	<b>37</b>	<b>9</b>	<b>0</b>	<b>33</b>	<b>45</b>	<b>5</b>	<b>0</b>	<b>.308</b>
2020	<b>DETROIT</b>	<b>0-1</b>	<b>4.30</b>	<b>27</b>	<b>0</b>	<b>0</b>	<b>0</b>	<b>2</b>	<b>23.0</b>	<b>16</b>	<b>98</b>	<b>11</b>	<b>11</b>	<b>2</b>	<b>2</b>	<b>13</b>	<b>29</b>	<b>3</b>	<b>0</b>	<b>.193</b>
2021	<b>DETROIT</b>	<b>6-3</b>	<b>3.39</b>	<b>62</b>	<b>0</b>	<b>0</b>	<b>0</b>	<b>18</b>	<b>63.2</b>	<b>46</b>	<b>276</b>	<b>30</b>	<b>24</b>	<b>7</b>	<b>1</b>	<b>40</b>	<b>76</b>	<b>11</b>	<b>1</b>	<b>.198</b>
MINOR LEAGUE TOTALS		31-26	3.53	116	98	0	0	0	476.1	410	2094	230	187	14	36	280	521	79	7	.234
MAJOR LEAGUE TOTALS		6-9	4.49	122	7	0	0	20	144.1	136	650	80	72	18	3	86	150	19	1	.245

## MAJOR LEAGUE CAREER FIELDING

	G	TC	PO	A	E	DP	PCT
Pitcher	122	20	3	14	3	1	.850

## MAJOR LEAGUE CAREER HIGHS

**Longest Winning Streak in Games with Decision:** 3 - May 5-June 27, 2021

**Longest Losing Streak in Games with Decision:** 6 - May 11, 2019-August 19, 2020

**Strikeouts:** 4 (four times) - last, July 26, 2020 at Cincinnati

**Walks:** 4 (twice) - last, July 26, 2021 at Minnesota

**Innings (starter):** 4.0 (three times) - last, June 15, 2019 vs. Cleveland

**Innings (relief):** 4.0 - August 5, 2019 vs. Chicago (AL)





# 20

# SPENCER TORKELSON

NON-ROSTER  
INVITEE

HT: 6-1 WT: 220 BT: R TH: R BORN: 8/26/1999 IN PETALUMA, CA

INFIELDER

Opening Day Age: 22      Residence: Scottsdale, AZ  
 Major League Service: 0.000      Signed Through: 2021  
 How Obtained: Selected by the Tigers with the first overall pick of the 2020 MLB Draft

### CAREER HIGHLIGHTS

- Selected to play in the **2021** MLB Futures Game at Coors Field in Denver.

### SEASON HIGHLIGHTS

Saw time at three different Minor League affiliates in **2021**, combining to play in 121 games between Single A West Michigan, Double A Erie and Triple A Toledo.

- Named a Tigers Organization All-Star by MiLB.com.
- Ranked tied for seventh among all Minor Leaguers with 91 RBI, while he was tied for ninth with 61 extra-base hits.
- Hit a pair of home runs and drove in six on May 29 vs. Lake County.
- Selected High A Central Offensive Player of the Week for the week ending June 13 after hitting .550/.557/1.050 with five doubles, a triple, a home run and eight RBI.
- Earned Tigers Minor League Player of the Month for June after hitting .352/.441/.692 with 11 doubles, one triple, six home runs and 22 RBI in 25 games between Single A West Michigan and Double A Erie.
- Went a perfect 7x7 with five runs scored, a double, three home runs and six RBI in a doubleheader on August 12 vs. Altoona.
- Played for Salt River in the Arizona Fall League and hit .450/.607/.550 with two doubles and three RBI in seven games.
- Ranked as the top prospect in the Tigers organization, the No. 5 prospect in all of baseball, the top prospect in High A Central, the No. 2 prospect in Double A Northeast and the fifth-best prospect in Triple A East by *Baseball America*...also rated as the best hitter for average and the best power hitter in the Tigers system.

Spent the entire **2020** season at the club's Alternate Training Site in Toledo.

- Ranked as the top prospect in the Tigers organization by *Baseball America*.

### AMATEUR HIGHLIGHTS

- Played collegiately at Arizona State University, where he was a unanimous All-American and was selected to play for the U.S. Collegiate National Team in **2018** and **2019**.
- Finished his college career hitting .337/.463/.729 with 33 doubles 54 home runs and 130 RBI...his home run total was just two shy of tying Bob Horner's school record.
- Hit 25 home runs as a freshman in 2018 and 23 as a sophomore in 2019, becoming just the third player in Pac-12 history with consecutive seasons with 20-or-more longballs.
- Finished his freshman season in 2018 batting .320/.440/.743 with 12 doubles, 25 home runs and 53 RBI...led the country with 25 home runs, which was one shy of the NCAA freshman record and easily surpassed the previous ASU freshman record of 11 home runs, set by Barry Bonds in 1983.
- Was tabbed the National Freshman of the Year by Perfect Game, the National Co-Freshman of the Year by Collegiate Baseball News, the National Freshman Hitter of the Year by the National Collegiate Baseball Writers Association and the Pac-12 Freshman of the Year.
- Graduated from Casa Grande High School, where he hit .430 with 32 doubles, 11 home runs and 99 RBI in 110 games...also maintained a 1.24 ERA in 16 career appearances on the mound, throwing 22.2 innings.

### TRANSACTIONS

- Selected by the Tigers with the first overall pick of the 2020 MLB Draft out of Arizona State University (signing scout: Joey Lothrop)

### SPENCER TORKELSON'S CAREER RECORD

Year	Club	AVG	G	AB	R	H	TB	2B	3B	HR	RBI	SH	SF	HB	BB	SO	SB	CS	OBP	SLG	E
2020	Did Not Play																				
2021	West Michigan	.312	31	109	21	34	62	11	1	5	28	0	4	4	24	28	3	2	.312	.440	3
	Erie	.263	50	175	33	46	98	10	0	14	36	0	4	3	30	50	1	1	.373	.560	7
	Toledo	.238	40	147	35	35	78	8	1	11	27	0	3	4	23	36	1	0	.350	.531	4
MINOR LEAGUE TOTALS		.267	121	431	89	115	238	29	2	30	91	0	11	11	77	114	5	3	.383	.552	14



# 56 SPENCER TURNBULL

HT: 6-3 WT: 210 BT: R TH: R BORN: 9/18/1992 IN DEMOPOLIS, AL

## RIGHTHANDED PITCHER

Opening Day Age: 29

Residence: Madison, MS

Major League Service: 3.020

Signed Through: 2022

How Obtained: Selected by the Tigers in the second round of the 2014 MLB Draft

### CAREER HIGHLIGHTS

- Threw a no-hitter on May 18, 2021 at Seattle...was the eighth no-hitter in franchise history.

### SEASON HIGHLIGHTS

Limited to nine starts in 2021 due to missing the second half of the season with an injury.

- Began the season on the injured list before being reinstated prior to the second game of the doubleheader on April 21 vs. Pittsburgh.
- Threw the eighth no-hitter in franchise history on May 18 at Seattle, striking out nine and walking two... was the fifth no-hitter in the Majors in 2021...joined Justin Verlander (May 7, 2011 at Toronto and June 12, 2007 vs. Milwaukee), Jack Morris (April 7, 1984 at Chicago (AL)), Jim Bunning (July 20, 1958 at Boston), Virgil Trucks (August 25, 1952 vs. Washington and May 15, 1952 at Washington) and George Mullin (July 4, 1912 vs. St. Louis) as the only pitchers in Tigers history to throw a no-hitter.
- Earned AL Co-Player of the Week honors after throwing his no-hitter, becoming the first Tigers player to win a weekly award since Jeimer Candelario for the week ending September 13, 2020, and the first Detroit pitcher to win the award since the week ending June 23, 2013.
- Allowed two earned runs-or-less in each of his final six starts of the season from May 6-June 4, compiling a 3-0 record with a 2.12 ERA (34.0IP/8ER) and 32 strikeouts.
- Was placed on the injured list on June 5 with a right forearm strain and missed the rest of the season.

Was one of the club's best pitchers in 2020, ranking second on the team with 11 starts...finished with a 4-4 record and 3.97 ERA (56.2IP/25ER), allowing 47 hits and 29 walks, while striking out 51.

- Allowed just two homers on the season, which was tied for the fewest by a pitcher in the Major Leagues with at least 55.0 innings pitched.
- Finished the season with a career-high four wins, including the first of his career at Comerica Park on July 31 vs. Cincinnati when he tossed 6.0 innings and allowed two earned runs on three hits and a walk, while punching out six...went 3-1 on the season at home, bouncing back from an 0-12 mark to start his career.
- Had one of baseball's most effective fastballs in 2020, holding opponents to a .198 batting average and posting a 25.3% strikeout rate when using it...those figures ranked seventh and 10th, respectively, among American League pitchers with at least 55.0 innings pitched.
- Allowed three earned runs-or-fewer in nine of his 11 starts in 2020...has 31 such efforts since the beginning of the 2019 season, which ranked as the highest total among Tigers pitchers over that span.
- Punched out five-or-more batters in five of his last six starts to finish the season...only five American League pitchers had more such games over that span.
- Earned his fourth win of the season on September 19 vs. Cleveland, tossing 6.0 innings and allowing two earned runs on five hits and no walks, while striking out seven...his seven strikeouts in that contest were the most he had in a game since striking out eight in his first start of the season on July 26 at Cincinnati.

Completed his first full season in the Majors in 2019, starting 30 games.

- Was one of the most durable rookie pitchers in the Major Leagues this season, ranking fifth in games started and eighth with 148.1 innings pitched...among qualified American League rookie pitchers, he ranked second in strikeouts, fourth in ERA, fifth in opponents batting average (.267) and WHIP (1.44) and seventh in wins.
- Started the home opener on April 4 vs. Kansas City and recorded the first double-digit strikeout performance of his career, fanning 10, which were the most strikeouts by a Tigers pitcher in a home opener since 1914, when Jean Dubuc also struck out 10.
- Didn't allow more than three earned runs in any of his first 10 starts of the season, posting a 2-3 record and 2.68 ERA (53.2IP/16ER)...he ranked sixth in ERA among American League pitchers with at least 50 innings pitched during that span.



- Sideline from June 28-July 12 with right shoulder inflammation.
- Sideline from July 18-August 5 with a back strain.
- Ranked as the No. 21 prospect in the Tigers organization and also rated as possessing the best slider in the organization by *Baseball America*.

Made 21 starts between Double A Erie and Triple A Toledo in **2018**...also saw the first Major League action of his career, appearing in four outings, including three starts with the Tigers.

- Earned Eastern League Pitcher of the Week honors twice during the season...his first award came for the week ending May 13 when he had a 2-0 record and threw 11.0 scoreless innings with 12 strikeouts, while the other came for the week ending June 10 when he tossed 12.2 innings, striking out 14 and giving up three runs.
- Threw a shutout for Erie on June 10 vs. Reading, allowing just four hits and striking out a season-high 11 batters...the shutout was the first of his career, while it was his second complete game (other, May 31, 2015 at Fort Wayne as a member of Single A West Michigan).
- Sideline from June 21-July 21 with a right rotator cuff strain.
- Struck out 11 in his debut for Toledo on August 27 vs. Columbus, allowing three runs in 6.1 innings.
- Made his Major League debut on September 14 at Cleveland, throwing a perfect inning in relief with one strikeout...struck out Yan Gomes for his first Major League strikeout.
- Recorded the first quality start of his Major League career on September 25 at Minnesota, allowing one run on six hits with one walk and five strikeouts in 6.0 innings...became the first Detroit pitcher to throw 6.0-or-more innings and allow one run-or-less in one of his first two Major League starts since Kyle Ryan tossed 6.0 shutout innings in his Major League debut on August 30, 2014 at Chicago (AL).
- Ranked as the 12th-best prospect in the Tigers player development system by *Baseball America*.

Combined to make 21 starts between the GCL Tigers West, Single A Lakeland and Double A Erie in **2017**.

- Sideline from May 23-July 9 with right elbow tendinitis.
- Allowed three runs-or-less in eight consecutive starts with Lakeland from May 16-August 11...compiled a 5-1 record with a 1.50 ERA (48.0IP/8ER) and 41 strikeouts over the eight-start stretch.
- Made six starts with the Mesa Solar Sox in the Arizona Fall League, going 2-2 with a 3.74 ERA (21.2IP/9ER) and 19 strikeouts.
- Ranked as the 19th-best prospect in the Tigers organization by *Baseball America*.

Limited to 12 starts between the GCL Tigers East, GCL Tigers West and Single A Lakeland in **2016** after missing most of the season due to injury.

- Sideline from April 7-August 4 with a right shoulder strain.
- Posted a 1-3 record with a 3.60 ERA (20.0IP/8ER) and 20 strikeouts in six starts with the Salt River Rafters in the Arizona Fall League.
- Ranked as the No. 9 prospect in the Tigers organization by *Baseball America*.

Made a career-high 22 starts and won a career-best 11 games with Single A West Michigan in **2015**.

- Named to the Midwest League midseason All-Star Team and recognized by MiLB.com as an organizational All-Star.
- Ranked tied for seventh in the Midwest League with 11 victories...ranked fourth among Midwest League starting pitchers with a .242 (106x438) opponent batting average, while he was fifth with 8.18 strikeouts per nine innings.
- Began the season with a streak of 12 consecutive starts of three-or-fewer earned runs allowed from April 11-June 28...went 5-2 with a 2.80 ERA (61.0IP/19ER) and 52 strikeouts during the stretch.
- Struck out a season-high 12 batters and threw 6.2 scoreless innings on September 1 at Great Lakes.
- Ranked as the No. 18 prospect in the Tigers organization and the 17th-best prospect in the Midwest League by *Baseball America*.

Completed his first season of professional baseball in **2014**, starting 12 games between the GCL Tigers and Connecticut Tigers.

- Started five games during the month of July with Connecticut, going 0-1 with a 3.86 ERA (11.2IP/5ER) and six strikeouts.

#### TRANSACTIONS

- Selected by the Tigers in the second round of the 2014 MLB Draft out of the University of Alabama (signing scout: Bryson Barber)
- On injured list, April 7-August 4, 2016 (right shoulder strain)
- On injured list, May 23-July 9, 2017 (right elbow tendinitis)
- On injured list, June 21-July 21, 2018 (right rotator cuff strain)
- On bereavement list, May 28-31, 2019
- On injured list, June 28-July 12, 2019 (right shoulder inflammation)
- On injured list, July 18-August 5, 2019 (back strain)
- On injured list, March 19-April 21, 2021
- On injured list, June 5-November 7, 2021 (right forearm strain)



## SPENCER KETCHAM TURNBULL'S CAREER RECORD

Year	Club	W-L	ERA	G	GS	CG	SHO	SV	IP	H	TBF	R	ER	HR	HB	BB	SO	WP	BK	AVG
2014	GCL Tigers	0-0	3.00	1	1	0	0	0	3.0	2	11	1	1	1	0	1	4	0	0	.200
	Connecticut	0-2	4.45	11	11	0	0	0	28.1	31	131	16	14	1	1	14	19	4	1	.270
2015	West Michigan	11-3	3.01	22	22	1	0	0	116.2	106	503	45	39	0	7	52	106	9	2	.242
2016	GCL Tigers East#	0-0	7.36	2	2	0	0	0	3.2	4	16	3	3	2	0	1	5	1	0	.267
	GCL Tigers West#	0-1	3.38	4	4	0	0	0	10.2	3	38	4	4	0	0	5	7	0	0	.091
	Lakeland	1-1	3.00	6	6	0	0	0	30.0	24	123	12	10	1	1	10	27	6	0	.216
2017	GCL Tigers West#	0-0	4.00	2	2	0	0	0	9.0	8	35	5	4	0	0	2	16	3	0	.242
	Lakeland	1-3	3.05	15	15	0	0	0	82.2	68	330	30	28	3	6	25	64	3	1	.230
	Erie	0-3	6.20	4	4	0	0	0	20.1	22	93	16	14	1	3	8	22	0	0	.272
2018	GCL Tigers West#	0-0	0.00	1	1	0	0	0	2.2	1	12	0	0	0	0	0	3	3	0	1.111
	Lakeland#	0-0	0.00	1	1	0	0	0	4.2	2	16	0	0	0	0	0	6	0	0	.125
	Erie	4-7	4.47	19	19	1	1	0	98.2	92	421	50	49	4	7	40	105	10	1	.248
	Toledo	1-1	2.03	2	2	0	0	0	13.1	8	53	3	3	0	1	3	19	0	0	.178
2019	<b>DETROIT</b>	<b>0-2</b>	<b>6.06</b>	<b>4</b>	<b>3</b>	<b>0</b>	<b>0</b>	<b>0</b>	<b>16.1</b>	<b>17</b>	<b>69</b>	<b>11</b>	<b>11</b>	<b>1</b>	<b>0</b>	<b>4</b>	<b>15</b>	<b>1</b>	<b>1</b>	<b>.262</b>
	Toledo#	0-0	0.00	1	1	0	0	0	3.2	1	13	0	0	0	1	0	7	0	0	.083
2020	<b>DETROIT</b>	<b>4-4</b>	<b>3.97</b>	<b>11</b>	<b>11</b>	<b>0</b>	<b>0</b>	<b>0</b>	<b>56.2</b>	<b>47</b>	<b>242</b>	<b>25</b>	<b>25</b>	<b>2</b>	<b>2</b>	<b>29</b>	<b>51</b>	<b>0</b>	<b>0</b>	<b>.226</b>
2021	<b>DETROIT</b>	<b>4-2</b>	<b>2.88</b>	<b>9</b>	<b>9</b>	<b>1</b>	<b>1</b>	<b>0</b>	<b>50.0</b>	<b>37</b>	<b>201</b>	<b>18</b>	<b>16</b>	<b>2</b>	<b>5</b>	<b>12</b>	<b>44</b>	<b>0</b>	<b>0</b>	<b>.203</b>
MINOR LEAGUE TOTALS		24-21	3.56	91	91	2	1	0	427.1	372	1795	185	169	13	27	164	410	36	6	.235
MAJOR LEAGUE TOTALS		11-25	4.25	54	53	1	1	0	271.1	255	1168	140	128	19	23	104	256	10	1	.247

## MAJOR LEAGUE CAREER FIELDING

Pitcher	G	TC	PO	A	E	DP	PCT
Pitcher	54	49	20	27	2	4	.959

## MAJOR LEAGUE CAREER HIGHS

Longest Winning Streak in Games with Decision: 3 - May 13-29, 2021

Longest Losing Streak in Games with Decision: 13 - June 5-September 29, 2019

Strikeouts: 10 - April 4, 2019 vs. Kansas City

Walks: 5 - September 2, 2020 at Milwaukee

Innings (starter): 9.0 - May 18, 2021 at Seattle

Innings (relief): 1.0 - September 14, 2018 at Cleveland

Low-Hit Game (CG): 0 - May 18, 2021 at Seattle



**78 WILL VEST**

NON-ROSTER  
INVITEE

HT: 6-0 WT: 180 BT: R TH: R BORN: 6/6/1995 IN HOUSTON, TX

**RIGHTHANDED PITCHER**

Opening Day Age: 26

Residence: McKinney, TX

Major League Service: 0.108

Signed Through: 2022

How Obtained: Returned to the Tigers by Seattle on July 17, 2021 after being selected by the Mariners in the MLB Rule 5 Draft

## SEASON HIGHLIGHTS

Saw the first Major League action of his career in 2021, pitching in 32 games with Seattle before being returned to Detroit on July 17.

- Made his Major League debut on April 1 vs. San Francisco, working an inning and allowing an unearned run on a hit with a walk and a strikeout...struck out Evan Longoria for his first big league punchout.
- Picked up his first big league win on April 7 vs. Chicago (AL), giving up a run on three hits with a strikeout in 1.1 innings.
- Did not allow a run in 10-of-11 outings from April 11-May 3, posting a 0.82 ERA (11.0IP/1ER) and seven strikeouts.
- On the injured list from May 21-29.
- Pitched in nine games with Triple A Toledo in August and went 1-1 with a 2.61 ERA (10.1IP/3ER) and 10 strikeouts.

Worked out remotely during the 2020 season as a result of the COVID-19 pandemic.

Spent time at three different affiliates in the Tigers organization in 2019, combining to appear in 37 games.

- Sidelined from August 18-25 with right biceps tendinitis.



- Finished the season by not allowing a run over his final nine appearances from July 17-September 1, throwing 16.1 scoreless innings with five hits allowed and 23 strikeouts.
- Pitched for Mesa in the Arizona Fall League and had a 0-2 record with two saves, a 8.74 ERA (11.1IP/11ER) and 10 strikeouts in nine appearances.

Split the **2018** season between Single A West Michigan and Single A Lakeland.

Began his professional career in **2017**, spending the entire season with Single A Connecticut.

- Ranked tied for sixth in the New York-Penn League with 21 appearances.
- Started his career by not allowing a run in 10-of-11 appearances from June 25-July 30, compiling a 2-0 record with one save, a 1.80 ERA (15.0IP/2ER) and 18 strikeouts.

#### TRANSACTIONS

- Selected by the Tigers in the 12th round of the 2017 MLB Draft
- On injured list, August 18-25, 2019 (right biceps tendinitis)
- Selected by Seattle from the Tigers in the Major League phase of the Rule 5 Draft on December 10, 2020
- On injured list, May 21-29, 2021
- Returned to the Tigers by Seattle on July 17, 2021 after being selected by the Mariners in the MLB Rule 5 Draft

#### WILLIAM (WILL) VEST'S CAREER RECORD

Year	Club	W-L	ERA	G	GS	CG	SHO	SV	IP	H	TBF	R	ER	HR	HB	BB	SO	WP	BK	AVG
2017	Connecticut	3-1	2.83	21	0	0	0	2	28.2	15	108	9	9	1	2	9	28	3	0	.156
2018	West Michigan	3-4	4.84	20	0	0	0	5	35.1	43	161	28	19	0	3	12	44	4	1	.297
	Lakeland	1-0	6.08	10	0	0	0	0	13.1	16	60	9	9	1	1	2	12	1	0	.286
2019	Lakeland	1-1	0.84	14	0	0	0	3	21.1	9	81	2	2	1	2	7	30	1	0	.129
	Erie	2-4	5.33	20	0	0	0	4	27.0	31	118	20	16	4	1	9	25	1	0	.287
	Toledo	0-0	2.70	3	0	0	0	1	6.2	9	27	3	2	1	0	2	3	1	0	.360
2020	Did not play																			
2021	Toledo	1-3	4.91	23	0	0	0	2	25.2	27	109	14	14	3	0	8	25	0	0	.270
	Seattle	1-0	6.17	32	0	0	0	0	35.0	38	156	25	24	2	3	18	27	3	0	.288
MINOR LEAGUE TOTALS		11-13	4.04	111	0	0	0	17	158.0	150	664	85	71	11	9	49	167	11	1	.250
MAJOR LEAGUE TOTALS		1-0	6.17	32	0	0	0	0	35.0	38	156	25	24	2	3	18	27	3	0	.288

#### MAJOR LEAGUE CAREER FIELDING

	G	TC	PO	A	E	DP	PCT
Pitcher	32	11	4	6	1	2	.909

#### MAJOR LEAGUE CAREER HIGHS

**Longest Winning Streak in Games with Decision:** No Major League winning streak

**Longest Losing Streak in Games with Decision:** No Major League losing streak

**Strikeouts:** 3 - July 6, 2021 vs. New York (AL)

**Walks:** 2 (twice) - last, June 27, 2021 at Chicago (AL)

**Innings (starter):** No Major League starts

**Innings (relief):** 2.0 (four times) - last, July 6, 2021 vs. New York (AL)



# 43 JOEY WENTZ

HT: 6-5 WT: 220 BT: L TH: L BORN: 10/6/1997 IN LAWRENCE, KS

## LEFTHANDED PITCHER

**Opening Day Age:** 24 **Residence:** Leewood, KS  
**Major League Service:** 0.000 **Signed Through:** 2022  
**How Obtained:** Acquired by the Tigers along with Travis Demeritte from Atlanta in exchange for Shane Greene on July 31, 2019

### SEASON HIGHLIGHTS

- Returned to the mound in **2021**, combining to make 18 starts between Single A Lakeland and Double A Erie.
- On the injured list from May 4-June 23 while completing his rehab from an ulnar collateral ligament injury.
- Allowed three runs-or-less in 10 consecutive starts from July 11-September 7, posting a 3.19 ERA (42.1IP/15ER) and 51 strikeouts in that span.
- Rated as the No. 12 prospect in the Tigers organization by *Baseball America*.

- Missed the entire **2020** season after undergoing surgery for a left elbow ulnar collateral ligament injury.
- Ranked as the No. 11 prospect in the Tigers organization by *Baseball America*.

- Began the **2019** season in the Atlanta Braves organization, before being acquired by the Tigers on July 31.
- Had a season-high 10 strikeouts on July 6 vs. Biloxi...equaled that total on August 31 at Akron.
- Allowed one run-or-less in four consecutive starts from June 26-July 14, compiling a 1-1 record with a 1.11 ERA (24.1IP/3ER) and 35 strikeouts.
- Started five games for Double A Erie in August, and went 2-0 with a 2.10 ERA (25.2IP/6ER) and 37 strikeouts.
- Rated as the No. 12 prospect in the Braves organization by *Baseball America*.

Started 16 games with Single A Florida in **2018**.

- Led all Braves Minor Leaguers (min. 15 starts) with a 2.28 ERA (67.0IP/17ER).
- Went 2-2 with a 1.17 ERA (38.1IP/5ER) and 30 strikeouts over his final nine starts from June 13-September 1.
- Rated as the 11th-best prospect in the Braves system by *Baseball America*.

Named the South Atlantic League Most Outstanding Pitcher in **2017** after making 26 starts with Single A Rome and posting an 8-3 record with a 2.60 ERA (131.2IP/38ER) and 152 strikeouts.

- Named a South Atlantic League postseason All-Star and a low Class A All-Star by *Baseball America*.
- Selected an organization All-Star by MiLB.com.
- Ranked second in the South Atlantic League in strikeouts, while he was third in opponent batting average (.209, 99x473), tied for third in games started, fourth in ERA and seventh in WHIP (1.10).
- Sidelined from May 20-29 with a left knee contusion.
- Started 12 games from June 13-August 16, compiling a 6-0 record with a 1.27 ERA (71.0IP/10ER) and 83 strikeouts.
- Ranked as the No. 15 prospect in the Braves system and the No. 14 prospect in the South Atlantic League by *Baseball America*.

Started his professional career in **2016**, pitching for the GCL Braves and Rookie-level Danville.

- Made four starts with the GCL Braves and did not allow a run in 12.0 innings, giving up three hits and striking out 18.
- Ranked as the 10th-best prospect in the Appalachian League by *Baseball America*.

### TRANSACTIONS

- Selected by Atlanta in the first round (40th overall) of the 2016 MLB Draft out of Shawnee Mission East High School (KS)
- On injured list, May 20-29, 2017 (left knee contusion)
- Acquired by the Tigers along with Travis Demeritte from Atlanta in exchange for Shane Greene on July 31, 2019
- On injured list, May 4-June 23, 2021 (left elbow UCL injury)

### JOSEPH [JOEY] BARRETT WENTZ'S CAREER RECORD

Year	Club	W-L	ERA	G	GS	CG	SHO	SV	IP	H	TBF	R	ER	HR	HB	BB	SO	WP	BK	AVG
2016	GCL Braves	0-0	0.00	4	4	0	0	0	12.0	3	42	0	0	0	1	5	18	0	1	.083
	Danville	1-4	5.06	8	8	0	0	0	32.0	31	143	18	18	0	3	20	35	6	1	.265
2017	Rome	8-3	2.60	26	26	0	0	0	131.2	99	527	44	38	4	1	46	152	18	1	.209
2018	Florida	3-4	2.28	16	16	0	0	0	67.0	49	266	17	17	3	2	24	53	3	0	.206
2019	Mississippi	5-8	4.72	20	20	0	0	0	103.0	90	436	57	54	13	3	45	100	7	0	.239
	Erie	2-0	2.10	5	5	0	0	0	25.2	20	98	6	6	3	0	4	37	1	0	.213
2020	Did not play																			
2021	Lakeland	0-3	6.75	5	5	0	0	0	18.2	23	84	17	14	5	0	8	24	1	0	.311
	Erie	0-4	3.71	13	13	0	0	0	53.1	41	233	25	22	7	1	33	58	2	1	.209
MINOR LEAGUE TOTALS		19-26	3.43	97	97	0	0	0	443.1	356	1829	184	169	35	11	185	477	38	4	.222



## FIRST-YEAR PLAYER DRAFT (10)

PLAYER	YEAR DRAFTED	ROUND
Tyler Alexander	2015	Second
Kody Clemens	2018	Third
Alex Faedo	2017	First (18th overall)
Kyle Funkhouser	2016	Fourth
Bryan Garcia	2016	Sixth
Derek Hill	2014	First (23rd overall)
Matt Manning	2016	First (ninth overall)
Casey Mize	2018	First (first overall)
Tarik Skubal	2018	Ninth
Spencer Turnbull	2014	Second

## SIGNED AS A MAJOR LEAGUE FREE AGENT (4)

PLAYER	PREVIOUS ORGANIZATION	DATE SIGNED
Javier Baez	New York (NL)	December 1, 2021
Robbie Grossman	Oakland	January 5, 2021
Eduardo Rodriguez	Boston	November 16, 2021
Jonathan Schoop	Baltimore	February 5, 2021

## SIGNED AS A MINOR LEAGUE FREE AGENT (2)

PLAYER	PREVIOUS ORGANIZATION	DATE SIGNED
José Cisnero	Arizona	November 8, 2018
Miguel Del Pozo	Pittsburgh	January 9, 2021

## SIGNED AS A NON-DRAFTED FREE AGENT (5)

PLAYER	COUNTRY	DATE SIGNED
Harold Castro	Venezuela	March 15, 2011
Angel De Jesus	Dominican Republic	May 10, 2016
Jason Foley	United States	August 2, 2016
Joe Jiménez	Puerto Rico	June 24, 2013
Gregory Soto	Dominican Republic	December 26, 2012

## ACQUIRED BY TRADE (14)

PLAYER	ACQUIRED FROM	DATE ACQUIRED	ACQUIRED FOR
Tucker Barnhart	Cincinnati	November 3, 2021	Nick Quintana
Miguel Cabrera	Florida	December 5, 2007	Burke Badenhop, Eulogio De La Cruz, Cameron Maybin, Andrew Miller, Mike Rabelo, Dallas Trahern
Daz Cameron	Houston	August 31, 2017	Justin Verlander, PTBNL (Juan Ramirez)
Jeimer Candelario	Chicago (NL)	July 31, 2017	Alex Avila, Justin Wilson
Willi Castro	Cleveland	July 31, 2018	Kyle Dowdy, Leonys Martin
Michael Fulmer	New York (NL)	July 31, 2015	Yoenis Céspedes
Dustin Garneau	Colorado	August 18, 2021	Cash Considerations
Eric Haase	Cleveland	January 8, 2020	Cash Considerations
Alex Lange	Chicago (NL)	July 31, 2019	Nicholas Castellanos
Isaac Paredes	Chicago (NL)	July 31, 2017	Alex Avila, Justin Wilson
Elvin Rodriguez	Los Angeles (AL)	September 15, 2017	Justin Upton
Jake Rogers	Houston	August 31, 2017	Justin Verlander, PTBNL (Juan Ramirez)
Zack Short	Chicago (NL)	August 31, 2020	Cameron Maybin
Joey Wentz	Atlanta	July 31, 2019	Shane Greene

## ACQUIRED IN RULE 5 DRAFT (3)

PLAYER	ACQUIRED FROM	DATE ACQUIRED	ACQUIRED FOR
Akil Baddoo	Minnesota	December 10, 2020	Rule 5 Draft
Rony García	New York (AL)	December 12, 2019	Rule 5 Draft
Victor Reyes	Arizona	December 14, 2017	Rule 5 Draft



# TIGERS 40-MAN ROSTER

## 2021 DETROIT TIGERS 40-MAN ROSTER

Manager: AJ, Hinch (14)

Coaches: Scott Coolbaugh (53), Chris Feiter (52), Mike Hessesman (27), Gary Jones (20), George Lombard (26), Juan Nieves (61), Josh Paul (88), Ramon Santiago (39)

Head Athletic Trainer: Doug Tejer

Assistant Trainers: Chris McDonald, Matt Rankin

As of 3/13/2022

NO.	PITCHERS (20)	B	T	HT.	WT.	BORN	BIRTHPLACE	RESIDENCE	2021 CLUB	W-L	ERA	G	GS	CG	SHO	SV	IP	H	TBF	R	ER	BB	SO	AVG	MLSER.
70	Alexander, Tyler	R	L	6-2	203	7/14/1994	Chicago, IL	Southlake, TX	Detroit	2-3	3.81	41	15	0	0	0	106.1	106	451	47	45	28	87	.255	2,058
67	Cisnero, José	R	R	6-3	258	4/11/1989	Bajos de Haina, DR	Safricacou de Maimé, DR	Detroit	4-4	3.65	67	0	0	0	4	61.2	51	265	34	25	31	62	.226	4,020
62	De Jesus, Angel	R	R	6-4	185	2/13/1997	Samana, DR	Samana, DR	Erie	1-0	0.00	9	1	0	0	1	13.1	6	51	1	0	5	18	.130	
		R	R	4-4	2.21	35	2	0	0	5	5.1	32	224	27	24	32	62	176							
71	Del Pozo, Miguel	L	L	6-1	180	10/14/1992	Santo Domingo, DR	Santo Domingo, DR	Toledo	1-3	2.82	34	0	0	0	4	38.1	22	156	12	12	16	54	.161	
		R	R	6-5	225	11/12/1995	Tampa, FL	Tampa, FL	Detroit	0-0	3.38	5	0	0	0	0	5.1	8	25	2	2	2	4	.348	0,124
38	Faceto, Alex	R	R	6-5	225	11/12/1995	Tampa, FL	Tampa, FL	Detroit	0-0	3.38	5	0	0	0	0	5.1	8	25	2	2	2	4	.348	0,124
66	Foley, Jason	R	R	6-4	215	11/1/1995	Manhasset, NY	Bellmore, NY	Toledo	1-1	4.41	32	0	0	0	2	34.2	34	153	18	17	19	36	.264	
		R	R	6-4	215	11/1/1995	Manhasset, NY	Bellmore, NY	Detroit	0-0	2.61	11	0	0	0	0	10.1	8	45	3	3	5	6	.216	0,033
32	Fulmer, Michael	R	R	6-3	224	3/15/1993	Oklahoma City, OK	Guthrie, OK	Toledo	0-0	0.00	2	1	0	0	0	2.0	1	8	0	0	2	2	.167	
		R	R	6-3	224	3/15/1993	Oklahoma City, OK	Guthrie, OK	Detroit	5-6	2.97	52	4	0	0	14	69.2	69	297	27	23	20	73	.256	5,157
36	Funkhouser, Kyle	R	R	6-3	229	3/16/1994	Palos Heights, IL	Charlestown, IN	Detroit	7-4	3.42	57	2	0	0	1	68.1	58	298	32	26	38	63	.229	1,133
33	Garcia, Bryan	R	R	6-1	215	4/19/1995	Miami, FL	Miami, FL	Toledo	0-1	5.40	19	0	0	0	1	23.1	25	104	15	14	8	19	.266	
		R	R	6-1	215	4/19/1995	Miami, FL	Miami, FL	Detroit	3-2	7.55	39	0	0	0	2	39.1	48	192	38	33	25	32	.294	1,148
51	Garcia, Rony	R	R	6-3	248	12/19/1997	Mao, DR	Santo Domingo, DR	Toledo	0-1	3.20	4	4	0	0	0	19.2	13	84	7	7	10	24	.183	
		R	R	6-3	248	12/19/1997	Mao, DR	Santo Domingo, DR	Detroit	0-0	2.45	2	0	0	0	0	3.2	1	12	1	1	2	2	.100	1,142
77	Jiménez, Joe	R	R	6-3	277	1/17/1995	San Juan, PR	Davenport, FL	Toledo	0-0	9.00	1	0	0	0	1	1.0	1	4	1	1	0	1	.250	
		R	R	6-3	277	1/17/1995	San Juan, PR	Davenport, FL	Detroit	6-1	5.96	52	0	0	0	1	45.1	34	210	33	30	35	57	.206	4,061
55	Lange, Alex	R	R	6-3	197	10/2/1995	Riverside, CA	Lee's Summit, MO	Toledo	2-1	4.57	19	0	0	0	1	21.2	22	100	12	11	17	27	.265	
		R	R	6-3	197	10/2/1995	Riverside, CA	Lee's Summit, MO	Detroit	1-3	4.04	36	0	0	0	0	35.2	37	162	18	16	16	39	.259	0,112
25	Manning, Matt	R	R	6-6	212	1/28/1998	Sacramento, CA	Elk Grove, CA	Toledo	1-3	8.07	7	7	0	0	1	32.1	40	144	29	29	10	36	.303	
		R	R	6-6	212	1/28/1998	Sacramento, CA	Elk Grove, CA	Detroit	4-7	5.80	18	18	0	0	0	85.1	96	385	59	55	33	57	.279	0,098
12	Mize, Gasey	R	R	6-3	212	5/1/1997	Springville, AL	St. Petersburg, FL	Detroit	7-9	3.71	30	30	1	0	0	150.1	130	612	64	62	41	118	.234	1,111
57	Rodriguez, Eduardo	L	L	6-2	231	2/7/1993	Valencia, VZ	Miami, FL	Boston	13-8	4.74	32	31	0	0	0	157.2	172	675	87	83	47	185	.277	6,130
45	Rodriguez, Elvin	R	R	6-3	151	3/31/1998	San Cristobal, DR	Bani, DR	Erie	4-6	5.83	18	18	0	0	0	75.2	69	330	52	49	29	80	.237	
		R	R	6-3	151	3/31/1998	San Cristobal, DR	Bani, DR	Toledo	0-0	0.00	1	0	0	0	0	2.0	1	7	0	0	0	3	.143	
29	Skaub, Tarik	L	L	6-3	240	11/20/1996	Hayward, CA	Chandler, AZ	Detroit	8-12	4.34	31	29	0	0	0	149.1	141	634	76	72	47	164	.245	1,114
65	Soto, Gregory	L	L	6-1	234	2/11/1995	Haina, DR	Nigua, DR	Detroit	6-3	3.39	62	0	0	0	18	63.2	46	276	30	24	40	76	.198	2,102
56	Turnbull, Spencer	R	R	6-3	210	9/18/1992	Demopolis, AL	Madison, MS	Detroit	4-2	2.88	9	9	1	1	0	50.0	37	201	18	16	12	44	.203	3,020
43	Wentz, Joey	L	L	6-5	220	10/6/1997	Lawrence, KS	Leawood, KS	Lakeland	0-3	6.75	5	5	0	0	0	18.2	23	84	17	14	8	24	.311	
		L	L	6-5	220	10/6/1997	Lawrence, KS	Leawood, KS	Erie	0-4	3.71	13	13	0	0	0	53.1	41	233	25	22	33	58	.209	

Did Not Pitch in 2021

# TIGERS 40-MAN ROSTER



NO.	CATCHERS (4)	B	T	HT.	WT.	BORN	BIRTHPLACE	RESIDENCE	2021 CLUB	AVG	G	AB	R	H	TB	2B	3B	HR	RBI	BB	SO	SB	OBP	SLG	ML.SER.
15	Barnhart, Tucker	L	R	5-11	192	1/7/1991	Indianapolis, IN	Zionsville, IN	Cincinnati	.247	116	348	41	86	128	21	0	7	48	29	100	0	.317	.368	7,075
64	Garneau, Dustin	R	R	6-2	205	8/13/1987	San Pedro, CA	Orange, CA	Lakeland	.400	4	10	1	4	8	2	1	0	2	3	2	0	.500	.800	
									Albuquerque	.229	11	35	5	8	14	3	0	4	6	6	9	0	.357	.400	
									Toledo	.176	17	51	8	9	22	1	0	4	9	7	20	0	.283	.431	
13	Haase, Eric	R	R	5-10	210	12/18/1992	Detroit, MI	Livonia, MI	Detroit	.210	20	62	9	13	36	5	0	6	11	3	18	0	.250	.581	3,015
									Toledo	.348	7	23	3	8	14	3	0	1	5	5	10	1	.484	.609	1,072
34	Rogers, Jake	R	R	6-1	201	4/18/1995	Canyon, TX	Dallas, TX	Toledo	.000	1	3	1	0	0	0	0	0	0	1	3	0	.250	.000	1,040
									Detroit	.239	38	113	17	27	56	5	3	6	17	11	46	1	.306	.496	
NO.	INFELDERS (9)	B	T	HT.	WT.	BORN	BIRTHPLACE	RESIDENCE	2021 CLUB	AVG	G	AB	R	H	TB	2B	3B	HR	RBI	BB	SO	SB	OBP	SLG	ML.SER.
28	Baez, Javier	R	R	6-0	190	12/1/1992	Bayamon, PR	Dorado, PR	Chicago (NL)	.248	91	335	48	83	162	9	2	22	65	15	131	13	.292	.484	
									New York (NL)	.299	47	167	32	50	86	9	0	9	22	13	53	5	.371	.515	6,089
24	Cabrera, Miguel	R	R	6-4	267	4/18/1983	Maracay, VZ	N. Miami Beach, FL	Detroit	.256	130	472	42	182	182	16	0	15	75	40	118	0	.316	.386	18,101
46	Candelario, Jeiner	S	R	6-1	216	11/24/1993	New York, NY	Saïr Belén de Moisés, DR	Detroit	.271	149	557	75	151	247	42	3	16	67	65	135	0	.351	.443	4,038
30	Gastro, Harold	L	R	5-10	195	11/20/1993	Caracas, VZ	Kissimmee, FL	Detroit	.283	106	315	35	89	113	13	1	3	37	14	72	1	.310	.359	2,141
9	Gastro, Willi	S	R	6-1	206	4/24/1997	Rio Piedras, PR	Port-St. Lucie, FL	Toledo	.391	5	23	7	9	14	2	0	1	2	2	2	2	.391	.609	
									Detroit	.220	125	413	56	91	145	15	6	9	38	23	109	9	.273	.351	2,017
21	Clemens, Kody	L	R	6-1	170	5/15/1996	Houston, TX	Houston, TX	Lakeland	.182	3	11	0	2	2	0	0	0	2	0	4	0	.182	.182	
									Toledo	.247	97	369	66	91	172	15	6	18	59	36	94	4	.312	.466	
19	Paredes, Isaac	R	R	5-11	226	2/18/1999	Hermosillo, MX	Hermosillo, MEX	Lakeland	.111	3	9	4	1	4	0	0	1	2	3	3	0	.393	.444	
									Toledo	.265	72	253	39	67	114	10	2	11	42	56	47	0	.397	.451	
7	Schoop, Jonathan	R	R	6-1	247	10/16/1991	Willemstad, CW	Willemstad, CW	Detroit	.208	23	72	7	15	23	3	1	1	5	10	11	0	.306	.319	1,009
59	Short, Zack	R	R	5-10	180	5/29/1995	Kingston, NY	Hurley, NY	Detroit	.278	156	623	85	173	271	30	1	22	84	37	133	2	.320	.435	8,027
									Toledo	.236	46	157	30	37	71	7	0	9	29	33	47	2	.389	.452	
									Detroit	.141	61	156	21	22	44	4	0	6	20	22	59	2	.239	.282	0,088
NO.	OUTFIELDERS (8)	B	T	HT.	WT.	BORN	BIRTHPLACE	RESIDENCE	2021 CLUB	AVG	G	AB	R	H	TB	2B	3B	HR	RBI	BB	SO	SB	OBP	SLG	ML.SER.
60	Bardoo, Akil	L	L	6-1	214	8/16/1998	Silver Spring, MD	Conyers, GA	Toledo	.143	4	14	2	2	3	1	0	0	2	0	5	1	.333	.214	
									Detroit	.259	124	413	60	107	180	20	7	13	55	45	122	18	.330	.436	1,000
41	Cameron, Daz	R	R	6-2	204	1/15/1997	McDonough, GA	McDonough, GA	Lakeland	.000	3	10	1	0	0	0	0	0	0	4	4	1	.286	.000	
									Toledo	.296	39	162	33	48	81	11	2	6	23	15	39	7	.365	.500	
									Detroit	.194	35	103	16	20	37	5	0	4	13	10	38	6	.278	.359	0,148
8	Grossman, Robbie	S	L	6-0	209	9/16/1989	San Diego, CA	Cypress, TX	Detroit	.239	156	557	88	133	231	23	3	23	67	98	155	20	.357	.415	7,060
54	Hill, Derek	R	R	6-2	190	12/30/1995	Des Moines, IA	Lakeland, FL	Lakeland	.333	4	18	0	6	7	1	0	0	2	1	6	0	.368	.389	
									Toledo	.320	34	125	21	40	63	5	3	4	15	10	39	4	.377	.504	
									Detroit	.259	49	139	19	36	54	3	3	3	14	10	42	6	.313	.388	1,010
22	Reyes, Victor	S	R	6-5	221	10/5/1994	Barcelona, VZ	Kissimmee, FL	Lakeland	.273	5	11	3	3	4	1	0	0	1	5	3	0	.500	.364	
									Toledo	.385	20	78	13	30	44	7	2	1	10	10	17	5	.462	.564	
									Detroit	.258	76	209	26	54	87	10	4	5	22	8	55	5	.284	.416	3,075



# TIGERS NON-ROSTER INVITEES

## 2022 DETROIT TIGERS NON-ROSTER INVITEES

NO.	PITCHERS (10)	B	T	H.T.	WT.	BORN	BIRTHPLACE	RESIDENCE	2021 CLUB	W-L	ERA	G	GS	CG	SHO	SV	IP	H	TBF	R	ER	BB	SO	AVG	MLSER.
50	Barnes, Jacob	R	R	6-2	220	4/14/1990	St. Petersburg, FL	Franklin, TN	Buffalo	1-0	0.63	14	0	0	0	2	14.1	7	53	1	1	4	10	.146	
									New York (NL)	1-1	6.27	19	0	0	0	2	18.2	19	79	13	13	5	18	.260	
									Toronto	0-1	6.30	10	0	0	0	0	10.0	12	49	7	7	6	15	.286	
83	Brieske, Beau	R	R	6-3	200	4/5/1998	Chandler, AZ	Chandler, AZ	West Michigan	6-3	3.45	13	13	1	1	0	62.2	49	252	28	24	15	76	.213	
									Erie	3-1	2.66	8	8	0	0	4	44.0	36	172	14	13	8	40	.225	
66	Carlton, Drew	R	R	6-1	207	9/8/1995	Lakefield, FL	Winter Haven, FL	Toledo	3-3	2.92	33	2	0	0	4	52.1	46	208	22	17	10	49	.232	
									Detroit	0-0	4.91	4	0	0	0	0	3.2	6	19	2	2	4	1	.429	
84	Hill, Garrett	R	R	6-0	175	1/16/1996	Santa Rosa, CA	Petaluma, CA	West Michigan	3-0	2.57	13	13	0	0	0	56.0	47	232	19	16	18	71	.223	
									Erie	3-1	3.20	4	4	0	0	0	19.2	15	84	7	7	10	28	.208	
80	Maddon, Ty	R	R	6-4	215	2/21/2000	Houston, TX	Oypress, TX	Did not play professionally in 2021															0.030	
63	Pinto, Ricardo	R	R	6-0	165	1/20/1994	Guacara, VZ	San Joaquin, VZ	Erie	3-1	3.18	6	6	0	0	0	28.1	23	112	10	10	7	25	.221	
									Toledo	11-3	4.63	18	17	0	0	0	95.1	100	421	55	49	40	82	.269	
82	Rodriguez, Nivaldo	R	R	6-1	223	4/16/1997	Carabobo, VZ	Lara, VZ	Sugar Land	2-1	5.93	10	6	0	0	0	27.1	33	128	19	18	16	25	.295	
									Toledo	2-1	4.93	13	5	0	0	0	34.2	40	156	25	19	12	19	.280	
									Houston	0-0	2.45	4	0	0	0	0	7.1	4	31	2	2	4	3	.167	
85	Shore, Logan	R	R	6-2	215	12/28/1994	St. Paul, MN	Scottsdale, AZ	FL Tigers East	0-0	6.75	1	1	0	0	0	2.2	5	13	3	2	0	4	.385	
									Lakeland	0-0	2.84	2	2	0	0	0	6.1	5	25	2	2	1	9	.208	
									Toledo	7-3	3.95	16	15	0	0	0	73.0	65	302	32	30	64	.243		
81	Smith, Dylan	R	R	6-2	175	5/28/2000	Huntsville, AL	Stafford, TX	Did not play professionally in 2021																
78	Vest, Will	R	R	6-0	180	6/6/1995	Houston, TX	McKinney, TX	Toledo	1-3	4.91	23	0	0	0	2	25.2	27	109	14	14	8	25	.270	
									Seattle	1-0	6.17	32	0	0	0	0	35.0	38	156	25	24	18	27	.288	

## NO. CATCHERS (1)

NO.	CATCHERS (1)	B	T	H.T.	WT.	BORN	BIRTHPLACE	RESIDENCE	2021 CLUB	AVG	G	AB	R	H	TB	2B	3B	HR	RBI	BB	SO	SB	OBP	SIG	MLSER.
79	Dingler, Dillon	R	R	6-2	215	9/17/1998	Massillon, OH	Columbus, OH	Lakeland	.333	3	12	1	4	5	1	0	0	2	0	3	0	.333	.417	
									West Michigan	.287	32	122	25	35	67	6	1	8	24	13	36	0	.376	.549	
									Erie	.202	50	188	24	38	59	3	3	4	20	9	62	1	.264	.314	

## NO. INFELDERS (4)

NO.	INFELDERS (4)	B	T	H.T.	WT.	BORN	BIRTHPLACE	RESIDENCE	2021 CLUB	AVG	G	AB	R	H	TB	2B	3B	HR	RBI	BB	SO	SB	OBP	SIG	MLSER.
72	Reidler, Ryan	R	R	6-4	208	11/12/1997	Davis, CA	Davis, CA	Erie	.256	88	347	67	89	149	15	0	15	36	32	119	10	.325	.429	
									Toledo	.304	41	135	28	41	70	8	0	22	24	39	5	.407	.519		
									Erie	.277	84	307	65	85	188	18	5	25	65	26	109	3	.338	.612	
76	Lester, Josh	L	R	6-3	225	7/17/1994	Columbus, GA	Columbus, GA	Toledo	.216	25	88	9	19	44	4	0	7	13	7	19	0	.274	.500	
									Portland	.421	5	19	5	8	14	3	0	1	9	2	4	0	.476	.737	
75	Lopez, Jack	R	R	5-10	160	12/16/1992	Rio Piedras, PR	Deland, FL	Worcester	.274	68	223	29	61	86	14	1	3	33	19	54	15	.345	.386	
									Boston	.154	7	13	2	4	2	0	0	0	0	1	6	0	.214	.308	
									West Michigan	.312	31	109	21	34	62	11	1	5	28	24	30	3	.440	.569	
73	Torleson, Spencer	R	R	6-1	220	8/26/1999	Petaluma, CA	Scottsdale, AZ	Erie	.263	50	175	33	46	98	10	0	14	36	30	50	1	.378	.560	
									Toledo	.238	40	147	35	35	78	8	1	11	27	23	36	1	.350	.531	

## NO. OUTFELDERS (2)

NO.	OUTFELDERS (2)	B	T	H.T.	WT.	BORN	BIRTHPLACE	RESIDENCE	2021 CLUB	AVG	G	AB	R	H	TB	2B	3B	HR	RBI	BB	SO	SB	OBP	SIG	MLSER.
31	Greene, Niley	L	L	6-3	200	9/28/2000	Orlando, FL	Oviedo, FL	Erie	.298	84	326	59	97	171	16	5	16	54	41	102	12	.381	.525	
									Toledo	.308	40	159	36	49	88	9	3	8	30	22	51	4	.400	.553	
74	Robson, Jacob	L	R	5-10	182	11/20/1994	London, ON, CA	Davenport, FL	Erie	.424	18	66	17	28	47	9	2	10	14	21	4	.531	.712		
									Toledo	.259	78	239	37	62	93	10	3	5	28	46	104	15	.385	.389	
									Detroit	.000	4	7	1	0	0	0	0	0	0	0	4	0	.000	.000	



---

# ***HISTORY & RECORDS***

---





# TIGERS YEAR-BY-YEAR RESULTS

## IN THE AMERICAN LEAGUE

Year	Pos	W-L	Pct	GA/GB	Manager	Attendance
1901	3	74-61	.548	8.5	George Stallings	259,430
1902	7	52-83	.385	30.5	Frank Dwyer	189,469
1903	5	65-71	.478	25	Ed Barrow	224,523
1904	7	62-90	.408	32	Ed Barrow	177,796
					Bobby Lowe*	
1905	3	79-74	.516	15.5	Bill Armour	193,384
1906	6	71-78	.477	21	Bill Armour	174,043
1907	1	<b>92-58</b>	<b>.613</b>	<b>1.5</b>	<b>Hughie Jennings</b>	<b>297,079</b>
1908	1	<b>90-63</b>	<b>.588</b>	<b>0.5</b>	<b>Hughie Jennings</b>	<b>436,199</b>
1909	1	<b>98-54</b>	<b>.645</b>	<b>3.5</b>	<b>Hughie Jennings</b>	<b>490,490</b>
1910	3	86-68	.558	18	Hughie Jennings	391,288
1911	2	89-65	.578	13.5	Hughie Jennings	484,988
1912	6	69-84	.451	36.5	Hughie Jennings	402,870
1913	6	66-87	.431	30	Hughie Jennings	398,502
1914	4	80-73	.523	19.5	Hughie Jennings	416,225
1915	2	100-54	.649	2.5	Hughie Jennings	476,105
1916	3	87-67	.565	4	Hughie Jennings	616,772
1917	4	78-75	.510	21.5	Hughie Jennings	457,289
1918	7	55-71	.437	20	Hughie Jennings	203,719
1919	4	80-60	.571	8	Hughie Jennings	643,805
1920	7	61-93	.396	37	Hughie Jennings	579,650
1921	6	71-82	.464	27	Ty Cobb	661,527
1922	3	79-75	.513	15	Ty Cobb	861,206
1923	2	83-71	.539	16	Ty Cobb	911,377
1924	3	86-68	.558	6	Ty Cobb	1,015,136
1925	4	81-73	.526	16.5	Ty Cobb	820,766
1926	6	79-75	.513	12	Ty Cobb	711,914
1927	4	82-71	.536	27.5	George Moriarty	773,716
1928	6	68-86	.442	33	George Moriarty	474,323
1929	6	70-84	.455	36	Bucky Harris	869,318
1930	5	75-79	.487	27	Bucky Harris	649,450
1931	7	61-93	.396	47	Bucky Harris	453,056
1932	5	76-75	.503	29.5	Bucky Harris	397,157
1933	5	75-79	.487	25	Bucky Harris	320,972
					Del Baker*	
1934	1	<b>101-53</b>	<b>.656</b>	<b>7</b>	<b>Mickey Cochrane</b>	<b>919,161</b>
1935	1	<b>93-58</b>	<b>.616</b>	<b>3</b>	<b>Mickey Cochrane</b>	<b>1,034,929</b>
1936	2	83-71	.539	19.5	Mickey Cochrane	875,948
1937	2	89-65	.578	13	Mickey Cochrane	1,072,276
1938	4	84-70	.545	16	Mickey Cochrane	799,557
					Del Baker	

Year	Pos	W-L	Pct	GA/GB	Manager	Attendance
1939	5	81-73	.526	26.5	Del Baker	836,279
1940	1	<b>90-64</b>	<b>.584</b>	<b>1</b>	<b>Del Baker</b>	<b>1,112,693</b>
1941	7	75-79	.487	26	Del Baker	684,915
1942	5	73-81	.474	30	Del Baker	580,087
1943	5	78-76	.506	20	Steve O'Neill	606,287
1944	2	88-66	.571	1	Steve O'Neill	923,176
1945	1	<b>88-65</b>	<b>.575</b>	<b>1.5</b>	<b>Steve O'Neill</b>	<b>1,280,341</b>
1946	2	92-62	.597	12	Steve O'Neill	1,722,590
1947	2	85-69	.552	12	Steve O'Neill	1,398,093
1948	5	78-76	.506	18.5	Steve O'Neill	1,743,035
1949	4	87-67	.565	10	Red Rolfe	1,821,204
1950	2	95-59	.617	3	Red Rolfe	1,951,474
1951	5	73-81	.474	25	Red Rolfe	1,132,641
1952	8	50-104	.325	45	Red Rolfe	1,026,846
					Fred Hutchinson	
1953	6	60-94	.390	40.5	Fred Hutchinson	884,658
1954	5	68-86	.442	43	Fred Hutchinson	1,079,847
1955	5	79-75	.513	17	Bucky Harris	1,181,838
1956	5	82-72	.532	15	Bucky Harris	1,051,182
1957	4	78-76	.506	20	Jack Tighe	1,272,346
1958	5	77-77	.500	15	Jack Tighe	1,098,924
					Bill Norman	
1959	4	76-78	.494	18	Bill Norman	1,221,221
					Jimmy Dykes	
1960	6	71-83	.461	26	Jimmy Dykes	1,167,669
					Joe Gordon	
1961	2	101-61	.623	8	Bob Scheffing	1,600,710
1962	4	85-76	.528	10.5	Bob Scheffing	1,207,881
1963	7	79-83	.488	25.5	Bob Scheffing	821,952
					Chuck Dressen	
1964	4	85-77	.525	14	Chuck Dressen	816,139
1965	4	89-73	.549	12	Chuck Dressen	1,029,645
					Bob Swift*	
1966	3	88-74	.543	10	Dressen-Swift	1,124,293
					Frank Skaff*	
1967	T2	91-71	.562	1	Mayo Smith	1,447,143
1968	1	<b>103-59</b>	<b>.636</b>	<b>12</b>	<b>Mayo Smith</b>	<b>2,031,847</b>

\*Interim manager; AL Championships in **bold**; World Championships in **bold italics**

## IN THE AMERICAN LEAGUE EAST

Year	Pos	W-L	Pct	GA/GB	Manager	Attendance
1969	2	90-72	.556	19	Mayo Smith	1,577,481
1970	4	79-83	.488	29	Mayo Smith	1,501,293
1971	2	91-71	.562	12	Billy Martin	1,591,073
1972	1	86-70	.551	0.5	Billy Martin	1,892,386
1973	3	85-77	.525	12	Billy Martin*	1,724,146
					Joe Schultz*	
1974	6	72-90	.444	19	Ralph Houk	1,243,080
1975	6	57-102	.358	37.5	Ralph Houk	1,058,836
1976	5	74-87	.460	24	Ralph Houk	1,467,020
1977	4	74-88	.457	26	Ralph Houk	1,359,856
1978	5	86-76	.531	13.5	Ralph Houk	1,714,893
1979	5	85-76	.528	18	Les Moss	1,630,929
					Sparky Anderson	
1980	5	84-78	.519	19	Sparky Anderson	1,785,293
1981	4	60-49	.550	2	Sparky Anderson	1,149,144
	T2	29-23	.558	1.5	(2nd Half)	
	4	31-26	.544	3.5	(1st Half)	

Year	Pos	W-L	Pct	GA/GB	Manager	Attendance
1982	4	83-79	.512	12	Sparky Anderson	1,636,058
1983	2	92-70	.568	6	Sparky Anderson	1,829,636
1984	1	<b>104-58</b>	<b>.642</b>	<b>15</b>	<b>Sparky Anderson</b>	<b>2,704,794</b>
1985	3	84-77	.522	15	Sparky Anderson	2,286,609
1986	3	87-75	.537	8.5	Sparky Anderson	1,899,437
1987	1	98-64	.605	2	Sparky Anderson	2,061,830
1988	2	88-74	.543	1	Sparky Anderson	2,081,162
1989	7	59-103	.364	30	Sparky Anderson	1,543,656
1990	3	79-83	.488	9	Sparky Anderson	1,495,785
1991	T2	84-78	.519	7	Sparky Anderson	1,641,661
1992	6	75-87	.463	21	Sparky Anderson	1,423,963
1993	T3	85-77	.525	10	Sparky Anderson	1,971,421
1994	5	53-62	.461	18	Sparky Anderson	1,184,783
1995	4	60-84	.417	26	Sparky Anderson	1,180,979
1996	5	53-109	.327	39	Buddy Bell	1,168,610
1997	3	79-83	.488	19	Buddy Bell	1,365,157

\*Interim manager; AL Championships in **bold**; World Championships in **bold italics**

## IN THE AMERICAN LEAGUE CENTRAL

Year	Pos	W-L	Pct	GA/GB	Manager	Attendance
1998	5	65-97	.401	24	Buddy Bell	1,409,391
					Larry Parrish*	
1999	3	69-92	.429	27.5	Larry Parrish	2,026,441
2000	3	79-83	.488	16	Phil Garner	2,533,752
2001	4	66-96	.407	25	Phil Garner	1,921,305
2002	5	55-106	.342	39	Phil Garner	1,503,623
					Luis Pujols	
2003	5	43-119	.265	47	Alan Trammell	1,368,245
2004	4	72-90	.444	20	Alan Trammell	1,917,004
2005	4	71-91	.438	28	Alan Trammell	2,024,485
2006	2	<b>95-67</b>	<b>.586</b>	<b>1</b>	<b>Jim Leyland</b>	<b>2,595,937</b>
2007	2	88-74	.543	8	Jim Leyland	3,047,139
2008	5	74-88	.457	14.5	Jim Leyland	3,202,645
2009	2	86-77	.528	1	Jim Leyland	2,567,185

Year	Pos	W-L	Pct	GA/GB	Manager	Attendance
2010	3	81-81	.500	13	Jim Leyland	2,461,237
2011	1	95-67	.586	15	Jim Leyland	2,642,045
2012	1	<b>88-74</b>	<b>.543</b>	<b>3</b>	<b>Jim Leyland</b>	<b>3,028,033</b>
2013	1	93-69	.574	1	Jim Leyland	3,083,397
2014	1	90-72	.556	1	Brad Ausmus	2,917,209
2015	5	74-87	.460	20.5	Brad Ausmus	2,726,048
2016	2	86-75	.534	8	Brad Ausmus	2,493,859
2017	5	64-98	.395	38	Brad Ausmus	2,321,599
2018	3	64-98	.395	27	Ron Gardenhire	1,856,970
2019	5	47-114	.292	53.5	Ron Gardenhire	1,501,430
2020	5	23-35	.397	12.0	Ron Gardenhire	N/A
2021	3	77-85	.475	16.0	A.J. Hinch	1,102,621
Totals		<b>946-9311</b>	<b>.504</b>		<b>121 Seasons</b>	<b>156,414,942</b>

\*Interim manager; AL Championships in **bold**; World Championships in **bold italics**

Tigers All-Time Best Record, by percentage.....101-53 (.656) - 1934  
Tigers All-Time Worst Record, by percentage.....43-119 (.265) - 2003

# TIGERS YEAR-BY-YEAR RESULTS



## IN THE NATIONAL LEAGUE

The first Major League Detroit franchise, at the time known as the Wolverines, was a member of the National League from 1881 through 1888.

The 1887 Wolverines, led by Hall-of-Famer Dan Brouthers, won the franchise's only National League pennant by three and one-half games over the Philadelphia Phillies. They subsequently engaged the St. Louis Browns, champions of the American Association, in the longest World Series ever. Detroit won 10 of the 15 series games, which were played in 10 different cities over a 16-day period.

Detroit dropped out of the Major Leagues after the 1888 season, returning as a charter member of the American League in 1901.

Year	Pos	W-L	Pct	GA/GB	Manager	Year	Pos	W-L	Pct	GA/GB	Manager
1881	4	41-43	.488	15	Frank Bancroft	1885	6	41-67	.380	44	Charlie Morton/Bill Watkins
1882	6	42-41	.506	12.5	Frank Bancroft	1886	2	87-36	.707	2.5	Bill Watkins
1883	7	40-58	.408	23	Jack Chapman	<b>1887</b>	<b>1</b>	<b>79-45</b>	<b>.637</b>	<b>3.5</b>	<b>Bill Watkins</b>
1884	8	28-84	.250	56	Jack Chapman	1888	5	68-83	.519	16	Bill Watkins/Bob Leadly

## ALL-TIME HOME RECORDS

## (\$120-4269 OVERALL)

Year	W	L	Pct.	Year	W	L	Pct.	Year	W	L	Pct.	Year	W	L	Pct.
1901	42	27	.609	1926	39	41	.488	1951	36	41	.468	1976	36	44	.450
1902	34	33	.507	1927	44	32	.579	1952	32	45	.416	1977	39	42	.481
1903	37	28	.569	1928	36	41	.468	1953	30	47	.390	1978	47	34	.580
1904	34	40	.459	1929	38	39	.494	1954	35	42	.455	1979	46	34	.575
1905	45	30	.600	1930	45	33	.577	1955	46	31	.597	1980	43	38	.531
1906	42	34	.553	1931	36	41	.468	1956	37	40	.481	1981	32	23	.582
1907	50	27	.649	1932	42	34	.553	1957	45	32	.584	1982	47	34	.580
1908	44	33	.571	1933	43	35	.551	1958	43	34	.558	1983	48	33	.593
<b>1909</b>	<b>57</b>	<b>19</b>	<b>.750</b>	1934	54	26	.675	1959	41	36	.532	1984	53	29	.646
1910	46	31	.597	1935	53	25	.679	1960	40	37	.519	1985	44	37	.543
1911	51	25	.671	1936	44	33	.571	1961	50	31	.617	1986	49	32	.605
1912	37	39	.487	1937	49	28	.636	1962	49	33	.598	1987	54	27	.667
1913	34	42	.447	1938	48	31	.608	1963	47	34	.580	1988	50	31	.617
1914	42	35	.545	1939	42	35	.545	1964	46	35	.568	1989	38	43	.469
1915	51	26	.662	1940	50	29	.633	1965	47	34	.580	1990	39	42	.481
1916	49	28	.636	1941	43	34	.558	1966	42	39	.519	1991	49	32	.605
1917	34	41	.453	1942	43	34	.558	1967	52	29	.642	1992	38	42	.475
1918	28	29	.491	1943	45	32	.584	1968	56	25	.691	1993	44	37	.543
1919	46	24	.657	1944	43	34	.558	1969	46	35	.568	1994	34	24	.586
1920	32	46	.410	1945	50	26	.658	1970	42	39	.519	1995	35	37	.486
1921	37	40	.481	1946	48	30	.615	1971	54	27	.667	1996	27	54	.333
1922	43	34	.558	1947	46	31	.597	1972	44	34	.564	1997	42	39	.519
1923	45	32	.584	1948	39	38	.506	1973	47	34	.580	1998	32	49	.395
1924	45	33	.577	1949	50	27	.649	1974	36	45	.444	1999	38	43	.469
1925	43	34	.558	1950	50	30	.625	1975	31	49	.388	2000	43	38	.531

## ALL-TIME ROAD RECORDS

## (4326-5042 OVERALL)

Year	W	L	Pct.	Year	W	L	Pct.	Year	W	L	Pct.	Year	W	L	Pct.
1901	32	34	.485	1926	40	34	.541	1951	37	40	.481	1976	38	43	.469
1902	18	50	.265	1927	38	39	.494	<b>1952</b>	<b>18</b>	<b>59</b>	<b>.234</b>	1977	35	46	.432
1903	28	43	.394	1928	32	45	.416	1953	30	47	.390	1978	39	42	.481
1904	28	50	.359	1929	32	45	.416	1954	33	44	.429	1979	39	42	.481
1905	34	44	.436	1930	30	46	.395	1955	33	44	.429	1980	41	40	.506
1906	29	44	.397	1931	25	52	.325	1956	45	32	.584	1981	28	26	.519
1907	42	31	.575	1932	34	41	.453	1957	33	44	.429	1982	36	45	.444
1908	46	30	.605	1933	32	44	.421	1958	34	43	.442	1983	44	37	.543
1909	41	35	.539	1934	47	27	.635	1959	35	42	.452	<b>1984</b>	<b>51</b>	<b>29</b>	<b>.638</b>
1910	40	37	.519	1935	40	33	.548	1960	31	46	.403	1985	40	40	.500
1911	38	40	.487	1936	39	38	.506	1961	51	30	.630	1986	38	43	.469
1912	32	45	.416	1937	40	37	.519	1962	36	43	.456	1987	44	37	.543
1913	32	45	.416	1938	36	39	.480	1963	32	49	.395	1988	38	43	.469
1914	38	38	.500	1939	39	38	.506	1964	39	42	.481	1989	21	60	.259
1915	49	28	.636	1940	40	35	.533	1965	42	39	.519	1990	40	41	.494
1916	38	39	.494	1941	32	45	.416	1966	46	35	.568	1991	35	46	.432
1917	44	34	.564	1942	30	47	.390	1967	39	42	.481	1992	37	45	.451
1918	27	42	.391	1943	33	44	.429	1968	47	34	.580	1993	41	40	.506
1919	34	36	.486	1944	45	32	.584	1969	44	37	.543	1994	19	38	.333
1920	29	47	.382	1945	38	39	.494	1970	37	44	.457	1995	25	47	.347
1921	34	42	.447	1946	44	32	.579	1971	37	44	.457	1996	26	55	.321
1922	36	41	.468	1947	39	38	.506	1972	42	36	.538	1997	37	44	.457
1923	38	39	.494	1948	39	38	.506	1973	38	43	.469	1998	33	48	.407
1924	41	35	.539	1949	37	40	.481	1974	36	45	.444	1999	31	49	.388
1925	38	39	.494	1950	45	29	.608	1975	26	53	.329	2000	36	45	.444



# TIGERS YEAR-BY-YEAR RESULTS

## BEST TIGERS WON-LOST RECORD BY GAME NUMBER

Gm.	W	L	Year(s)	Gm.	W	L	Year(s)	Gm.	W	L	Year(s)	Gm.	W	L	Year(s)	Gm.	W	L	Year(s)
15	14	1	'84	46	37	9	'84	77	55	22	'84	108	72	36	'84,2006	137	89	48	1909,1915,'35
16	15	1	'84	47	38	9	'84	78	55	23	'84	109	73	36	2006	138	90	48	1915
17	16	1	'84	48	38	10	'84	79	55	24	1911,'84	110	74	36	2006	139	91	48	1915
18	16	2	1911,'84	49	38	11	'84	80	56	24	1911	111	75	36	2006	140	91	49	1915,'34
19	17	2	1911,'84	50	39	11	'84	81	57	24	1911	112	76	36	2006	141	92	49	'34
20	18	2	1911,'84	51	39	12	'84	82	58	24	1911	113	76	37	2006	142	93	49	'34
21	19	2	1911,'84	52	39	13	'84	83	59	24	1911	114	76	38	2006	143	94	49	'34
22	20	2	1911	53	40	13	'84	84	59	25	1911	115	76	39	2006	144	94	50	'34
23	21	2	1911	54	41	13	'84	85	59	26	1911	116	76	40	'34,2006	145	94	51	1909,1915,'34
24	21	3	1911	55	41	14	'84	86	59	27	1911	117	77	40	'34	146	95	51	'34
25	21	4	1911,'84	56	42	14	'84	87	59	28	1911,'84,2006	118	77	41	'34,'84,2006	147	96	51	'34
26	22	4	1911,'84	57	43	14	'84	88	60	28	1911,'84	119	78	41	2006	148	96	52	1909,1915,'34
27	23	4	'84	58	44	14	'84	89	61	28	'84	120	78	42	'34,2006	149	97	52	1909,1915,'34
28	24	4	'84	59	44	15	'84	90	62	28	'84	121	79	42	'34,2006	150	98	52	'34
29	25	4	'84	60	44	16	'84	91	62	29	'84,2006	122	80	42	'34	151	99	52	'34
30	26	4	'84	61	45	16	'84	92	63	29	'84	123	81	42	'34	152	99	53	'34
31	26	5	1911,'84	62	46	16	'84	93	64	29	'84	124	82	42	'34	153	100	53	'34
32	27	5	1911,'84	63	47	16	'84	94	65	29	'84	125	82	43	1915,'34	154	101	53	'34
33	28	5	'84	64	47	17	'84	95	66	29	'84	126	83	43	'34	155	101	54	'68
34	29	5	'84	65	48	17	'84	96	67	29	'84	127	84	43	'34	156	101	55	'68,'84
35	30	5	'84	66	49	17	'84	97	68	29	'84	128	84	44	'34','35	157	102	55	'34
36	31	5	'84	67	49	18	'84	98	68	30	'84	129	85	44	'34','35	158	102	56	'68,'84
37	32	5	'84	68	50	18	'84	99	69	30	'84	130	85	45	1915,'34','35	159	103	56	'68
38	33	5	'84	69	51	18	'84	100	69	31	'84				'61,'84	160	103	57	'68,'84
39	34	5	'84	70	52	18	'84	101	69	32	'84	131	86	45	'35,'84	161	104	57	'84
40	35	5	'84	71	52	19	'84	102	70	32	'84	132	87	45	'84	162	104	58	'84
41	35	6	'84	72	53	19	'84	103	71	32	'84	133	87	46	1909,'84				
42	35	7	'84	73	53	20	'84	104	71	33	'84	134	88	46	1909				
43	35	8	'84	74	53	21	'84	105	71	34	'84	135	88	47	1909,'34','35				
44	36	8	'84	75	54	21	'84	106	72	34	'84	136	88	48	1909,1915				
45	36	9	'84	76	55	21	'84	107	72	35	'84,2006				'34','35				

## WORST TIGERS WON-LOST RECORD BY GAME NUMBER

Gm.	W	L	Year(s)	Gm.	W	L	Year(s)	Gm.	W	L	Year(s)	Gm.	W	L	Year(s)	Gm.	W	L	Year(s)
15	1	14	2003	46	10	36	'53	77	18	59	2003	108	29	79	2003	139	37	102	2003
16	1	15	2003	47	10	37	'53	78	18	60	2003	109	29	80	2003	140	37	103	2003
17	1	16	2003	48	11	37	'53	79	18	61	2003	110	29	81	2003	141	37	104	2003
18	1	17	2003	49	11	38	'53	80	19	61	2003	111	29	82	2003	142	37	105	2003
19	2	17	2003	50	11	39	'53	81	20	61	2003	112	30	82	2003	143	37	106	2003
20	2	18	2003	51	11	40	'53	82	20	62	2003	113	30	83	2003	144	37	107	2003
21	2	19	2003	52	12	40	'53	83	20	63	2003	114	30	84	2003	145	37	108	2003
22	3	19	2003	53	13	40	'53,'96	84	20	64	2003	115	30	85	2003	146	38	108	2003
23	3	20	2003	54	13	41	'53,'96	85	21	64	2003	116	30	86	2003	147	38	109	2003
24	3	21	2003	55	13	42	'96	86	21	65	2003	117	31	86	2003	148	38	110	2003
25	3	22	2003	56	13	43	'96	87	22	65	2003	118	31	87	2003	149	38	111	2003
26	3	23	2003	57	13	44	'96	88	23	65	2003	119	31	88	2003	150	38	112	2003
27	3	24	2003	58	13	45	'96	89	24	65	2003	120	31	89	2003	151	38	113	2003
28	3	25	2003	59	13	46	'96	90	24	66	2003	121	31	90	2003	152	38	114	2003
29	4	25	2003	60	14	46	'96	91	24	67	2003	122	31	91	2003	153	38	115	2003
30	5	25	2003	61	15	46	'96	92	25	67	2003	123	31	92	2003	154	38	116	2003
31	6	25	2003	62	15	47	'96	93	26	67	2003	124	31	93	2003	155	38	117	2003
32	7	25	2003	63	16	47	'96,2003	94	26	68	2003	125	31	94	2003	156	38	118	2003
33	7	26	2003	64	16	48	'96,2003	95	26	69	2003	126	31	95	2003	157	39	118	2003
34	7	27	2003	65	16	49	'96	96	26	70	2003	127	31	96	2003	158	40	118	2003
35	8	27	2003	66	17	49	'96,2003	97	26	71	2003	128	31	97	2003	159	41	118	2003
36	8	28	2003	67	17	50	2003	98	26	72	2003	129	32	97	2003	160	41	119	2003
37	9	28	2003	68	17	51	2003	99	26	73	2003	130	33	97	2003	161	42	119	2003
38	9	29	2003	69	17	52	2003	100	27	73	2003	131	33	98	2003	162	43	119	2003
39	9	30	2003	70	18	52	'96,2003	101	27	74	2003	132	33	99	2003				
40	9	31	2003	71	18	53	'96,2003	102	28	74	2003	133	34	99	2003				
41	9	32	2003	72	18	54	'96,2003	103	28	75	2003	134	34	100	2003				
42	9	33	2003	73	18	55	2003	104	28	76	2003	135	34	101	2003				
43	9	34	2003	74	18	56	2003	105	28	77	2003	136	34	102	2003				
44	9	35	2003	75	18	57	2003	106	28	78	2003	137	35	102	2003				
45	10	35	'53,2003	76	18	58	2003	107	28	79	2003	138	36	102	2003				

# TIGERS YEAR-BY-YEAR STATISTICS



## BATTING

Year	AVG	AB	R	H	2B	3B	HR	RBI	SH	SF	BB	IBB	SO	SB	CS	OBP	SLG
1901	.279	4676	741	1303	180	80	29	611	131	--	380	--	346	204	--	.333	.370
1902	.251	4644	566	1167	141	55	22	488	83	--	359	--	287	130	--	.305	.320
1903	.268	4582	567	1229	162	91	12	451	170	--	292	--	526	128	--	.318	351
1904	.231	5321	505	1231	154	69	11	431	154	--	344	--	635	112	--	.278	292
1905	.243	4971	512	1209	190	54	13	421	181	--	375	--	583	129	--	.296	311
1906	.242	4930	518	1195	154	64	10	409	175	--	333	--	--	206	--	.290	306
1907	.266	5204	694	1383	179	75	11	551	162	--	315	--	--	192	--	.308	335
1908	.263	5115	647	1347	199	86	19	520	189	--	320	--	--	165	--	.307	347
1909	.267	5095	666	1360	209	58	19	521	226	--	397	--	--	280	--	.320	342
1910	.261	5039	679	1317	190	72	28	548	198	--	459	--	--	249	--	.323	344
1911	.292	5294	831	1544	230	96	30	657	181	--	471	--	--	276	--	.350	388
1912	.268	5143	720	1376	189	86	19	569	153	--	530	--	--	270	--	.336	349
1913	.265	5064	624	1344	180	101	24	519	161	--	496	--	501	218	--	.331	355
1914	.258	5102	615	1318	195	84	25	513	208	--	557	--	537	211	154	.331	344
1915	.268	5128	778	1372	207	94	23	647	202	--	681	--	527	241	146	.353	358
1916	.264	5193	760	1371	202	96	17	560	202	--	545	--	529	190	--	.334	350
1917	.259	5093	639	1317	204	77	25	535	193	--	483	--	--	163	--	.323	344
1918	.249	4262	476	1063	141	56	13	389	142	--	452	--	380	123	--	.321	318
1919	.283	4665	618	1319	222	84	23	544	211	--	429	--	427	121	--	.343	381
1920	.270	5215	652	1408	228	72	30	561	216	--	479	--	391	76	68	.331	359
1921	.316	5461	883	1724	268	100	58	795	227	--	576	--	376	95	89	.382	433
1922	.306	5360	828	1641	250	87	54	735	244	--	530	--	378	78	62	.369	415
1923	.300	5266	831	1579	270	69	41	739	257	--	596	--	385	87	62	.371	401
1924	.298	5389	849	1604	315	76	35	759	224	--	607	--	400	100	77	.369	404
1925	.302	5371	903	1621	277	84	50	798	220	--	640	--	386	97	63	.376	413
1926	.291	5315	793	1547	281	90	36	717	237	--	599	--	423	88	71	.363	398
1927	.289	5299	845	1533	282	100	51	755	198	--	587	--	420	139	73	.360	409
1928	.279	5292	744	1476	265	97	62	686	163	--	469	--	438	113	77	.338	401
1929	.299	5592	926	1671	339	97	110	851	124	--	521	--	496	95	72	.359	453
1930	.284	5297	783	1504	298	90	82	728	145	--	461	--	508	98	70	.341	421
1931	.268	5430	651	1456	292	69	43	600	63	--	480	--	468	117	75	.328	371
1932	.273	5409	799	1479	291	80	80	742	84	--	486	--	523	103	49	.333	401
1933	.269	5502	722	1479	283	78	57	676	93	--	475	--	523	68	50	.327	380
1934	.300	5475	958	1644	349	53	74	872	103	--	639	--	528	125	55	.373	424
1935	.290	5423	919	1573	301	83	106	836	112	--	627	--	456	70	45	.364	435
1936	.300	5464	921	1638	326	55	94	848	88	--	640	--	462	73	49	.373	431
1937	.292	5516	935	1611	309	62	150	873	70	--	656	--	711	89	45	.367	452
1938	.272	5270	862	1434	219	52	137	804	75	--	693	--	581	76	41	.357	411
1939	.279	5326	849	1487	277	67	124	802	145	--	620	--	592	88	38	.354	426
1940	.286	5418	888	1549	312	65	134	829	77	--	664	--	556	66	39	.364	424
1941	.263	5370	686	1412	247	55	81	636	82	--	602	--	584	43	28	.337	375
1942	.246	5327	589	1313	217	37	76	547	73	--	509	--	476	39	40	.312	344
1943	.261	5364	632	1401	200	47	77	572	123	--	483	--	553	40	43	.322	359
1944	.263	5344	658	1405	220	44	60	591	111	--	532	--	500	61	55	.330	354
1945	.256	5257	633	1345	227	47	77	588	102	--	517	--	533	60	54	.322	361
1946	.258	5318	704	1373	212	41	108	644	104	--	622	--	616	65	41	.336	374
1947	.258	5276	714	1363	234	42	103	662	97	--	762	--	565	52	60	.352	377
1948	.267	5235	700	1396	219	58	78	661	130	--	671	--	504	22	32	.350	375
1949	.267	5259	751	1405	215	51	88	707	107	--	751	--	502	39	52	.359	378
1950	.282	5381	837	1518	285	50	114	788	110	--	722	--	480	23	40	.367	417
1951	.265	5336	685	1413	231	35	104	636	86	--	568	--	525	37	34	.336	380
1952	.243	5258	557	1278	190	37	103	529	80	--	553	--	605	27	38	.315	352
1953	.266	5553	695	1479	259	44	108	660	63	--	506	--	603	30	35	.328	387
1954	.258	5233	584	1351	215	41	90	552	80	41	492	--	603	48	44	.322	367
1955	.266	5283	775	1407	211	38	130	724	71	57	644	42	583	41	22	.346	394
1956	.279	5364	789	1494	209	50	150	745	58	50	640	30	618	43	26	.356	420
1957	.257	5348	614	1376	224	37	116	574	96	30	504	54	643	36	47	.321	378
1958	.266	5194	659	1384	229	41	109	612	75	51	463	37	678	48	32	.326	389
1959	.258	5211	713	1346	196	30	160	667	73	40	580	31	737	34	17	.333	400
1960	.239	5202	633	1243	188	34	150	601	85	34	636	31	728	66	32	.322	375
1961	.266	5561	841	1481	215	53	180	779	64	42	673	39	867	98	36	.346	421
1962	.248	5456	758	1352	191	36	209	719	56	38	651	40	894	69	21	.328	411
1963	.252	5500	700	1388	195	36	148	649	64	48	592	49	908	73	32	.325	382
1964	.253	5513	699	1394	199	57	157	658	71	42	517	40	912	60	27	.317	395
1965	.238	5368	680	1278	190	27	162	635	69	36	554	50	952	57	41	.309	374
1966	.251	5507	719	1383	224	45	179	682	67	37	551	45	987	41	34	.319	406
1967	.243	5410	683	1315	192	36	152	619	78	35	626	54	994	37	21	.322	376
1968	.235	5490	671	1292	190	39	185	640	73	34	521	53	964	26	32	.302	385
1969	.242	5441	701	1316	188	29	182	649	63	43	578	43	922	35	28	.315	387
1970	.238	5377	666	1282	207	38	148	619	83	49	656	56	825	29	30	.321	374
1971	.254	5502	701	1399	214	38	179	652	62	37	540	70	854	35	43	.321	405
1972	.237	5099	558	1206	179	32	122	531	74	34	483	65	793	17	21	.303	356
1973	.254	5508	642	1400	213	32	157	592	48	31	509	47	722	28	30	.317	390
1974	.247	5568	620	1375	200	35	131	579	41	37	436	33	784	67	38	.302	366
1975	.249	5366	570	1338	171	39	125	546	37	38	383	26	872	63	57	.299	366
1976	.257	5441	609	1401	207	38	101	566	46	50	450	35	730	107	59	.314	365
1977	.264	5604	714	1480	228	45	166	676	45	56	452	20	764	60	46	.319	410
1978	.271	5601	714	1520	218	34	129	666	57	47	563	32	695	90	38	.338	392
1979	.269	5375	770	1446	221	35	164	729	56	52	575	28	814	176	86	.340	415
1980	.273	5648	830	1543	232	53	143	767	63	55	645	35	844	75	68	.348	409
1981	.256	5600	427	1482	248	29	65	403	50	37	404	33	500	61	37	.331	368
1982	.266	5590	729	1480	237	40	177	684	41	39	470	29	807	93	66	.323	418
1983	.274	5592	789	1530	283	56	156	749	48	59	508	37	831	93	53	.334	427
1984	.271	5644	829	1529	254	46	187	788	48	45	602	51	941	106	68	.341	432
1985	.253	5575	729	1413	254	4											



# TIGERS YEAR-BY-YEAR STATISTICS

Year	AVG	AB	R	H	2B	3B	HR	RBI	SH	SF	BB	IBB	SO	SB	CS	OBP	SLG
1987	.272	5649	896	1535	274	32	225	840	39	56	653	44	913	106	50	.347	.451
1988	.250	5433	703	1358	213	28	143	650	66	37	588	38	841	87	42	.323	.378
1989	.242	5432	617	1315	198	24	116	564	35	43	585	25	899	103	50	.316	.351
1990	.259	5479	750	1418	241	32	172	714	36	41	634	44	952	82	57	.336	.409
1991	.247	5547	817	1372	259	26	209	778	38	44	699	40	1185	109	47	.332	.416
1992	.256	5515	791	1411	256	16	182	746	43	53	675	42	1055	66	45	.337	.407
1993	.275	5620	899	1546	282	38	178	853	33	52	765	50	1122	104	63	.362	.434
1994	.265	3955	652	1048	216	25	161	622	17	48	520	28	897	46	33	.350	.454
1995	.247	4865	654	1204	228	29	159	619	35	43	551	30	987	73	36	.324	.404
1996	.256	5530	783	1413	257	21	204	741	48	49	546	26	1268	87	50	.322	.420
1997	.258	5481	784	1415	268	32	176	743	34	47	578	37	1164	161	72	.329	.415
1998	.264	5664	722	1494	306	29	165	691	16	45	455	25	1070	122	62	.319	.415
1999	.261	5481	747	1433	289	34	212	704	35	39	458	19	1049	108	70	.318	.443
2000	.275	5644	823	1553	307	41	177	785	42	49	562	22	982	83	38	.343	.438
2001	.260	5537	724	1439	291	60	139	691	41	49	466	26	972	133	61	.320	.409
2002	.248	5406	575	1340	265	37	124	546	30	57	363	22	1035	65	44	.300	.379
2003	.240	5466	591	1312	201	39	153	553	65	49	443	24	1099	98	63	.300	.375
2004	.272	5623	827	1531	284	54	201	800	50	43	518	32	1144	86	50	.337	.449
2005	.272	5622	723	1521	283	45	168	678	44	52	384	24	1038	66	28	.321	.428
2006	.274	5642	822	1548	294	40	203	785	45	36	430	27	1133	60	40	.329	.449
2007	.287	5757	887	1652	352	50	177	857	45	56	474	45	1054	103	30	.345	.458
2008	.271	5641	821	1529	293	41	200	780	30	44	572	23	1076	63	31	.340	.444
2009	.260	5540	743	1443	245	35	183	718	53	39	540	30	1114	72	33	.331	.416
2010	.268	5643	751	1515	308	32	152	717	41	41	546	50	1147	69	30	.335	.415
2011	.277	5563	787	1540	297	34	169	750	50	58	521	47	1143	49	20	.340	.434
2012	.268	5476	726	1467	279	39	163	698	39	57	511	46	1103	59	23	.335	.422
2013	.283	5735	796	1625	292	23	176	767	32	47	531	40	1073	35	20	.346	.434
2014	.277	5630	757	1557	325	26	155	731	24	61	443	51	1144	106	41	.331	.426
2015	.270	5605	689	1515	289	49	151	660	23	35	455	36	1259	83	51	.328	.420
2016	.267	5526	750	1476	252	30	211	719	17	38	493	32	1303	58	29	.331	.438
2017	.258	5556	735	1435	289	35	187	699	11	27	503	21	1313	65	34	.324	.424
2018	.241	5494	630	1326	284	35	135	597	15	40	428	18	1341	70	30	.300	.380
2019	.240	5549	582	1333	292	41	149	556	9	42	391	14	1595	57	20	.294	.388
2020	.245	1893	249	463	78	12	62	242	1	14	147	1	567	19	6	.303	.397
2021	.242	5376	697	1299	236	37	179	675	17	50	490	8	1514	88	25	.308	.399

## PITCHING

Year	W-L	ERA	G	CG	SHO	SV	IP	H	R	ER	HR	HB	BB	SO
1901	73-61	3.30	135	118	8	2	1188.2	1328	694	436	22	47	313	307
1902	52-83	3.56	135	116	9	3	1190.2	1267	657	471	20	44	370	245
1903	65-71	2.75	136	123	15	2	1196.0	1169	539	366	19	29	336	554
1904	62-90	2.77	152	143	15	2	1430.0	1345	627	440	16	70	433	556
1905	79-74	2.83	153	124	17	1	1348.0	1226	602	424	11	51	474	578
1906	71-78	3.06	149	128	7	4	1334.1	1398	599	454	14	58	389	469
1907	92-58	2.33	150	120	15	7	1370.2	1281	532	355	8	53	380	512
1908	90-63	2.40	153	119	15	5	1374.1	1313	547	367	12	60	318	553
1909	98-54	2.26	152	117	17	12	1420.1	1254	493	357	16	56	359	528
1910	86-68	2.82	154	108	17	5	1380.1	1257	582	433	34	67	460	532
1911	89-65	3.73	154	108	8	3	1387.2	1514	776	575	28	69	460	538
1912	69-84	3.77	153	107	7	5	1367.1	1438	777	573	16	61	521	512
1913	66-87	3.38	153	90	4	7	1360.0	1359	716	511	13	49	504	468
1914	80-73	2.86	153	81	14	12	1412.0	1285	618	448	17	65	498	567
1915	100-54	2.86	154	86	10	19	1413.1	1259	597	449	14	57	492	550
1916	87-67	2.97	154	81	8	13	1410.0	1254	595	465	12	62	578	531
1917	78-75	2.56	153	78	20	15	1396.1	1209	577	397	12	55	504	516
1918	55-71	3.40	126	74	8	7	1160.2	1130	557	439	10	33	437	374
1919	80-60	3.30	140	85	10	4	1256.0	1254	578	461	35	38	436	428
1920	61-93	4.04	154	74	9	7	1385.0	1487	833	622	46	56	561	483
1921	71-82	4.40	153	73	4	16	1386.1	1634	852	678	71	54	495	452
1922	79-75	4.27	154	67	7	15	1391.0	1554	791	660	62	84	473	461
1923	83-71	4.09	154	61	9	12	1373.2	1502	741	624	58	54	449	447
1924	86-68	4.19	154	60	5	20	1394.2	1586	796	650	55	45	467	441
1925	81-73	4.61	154	66	2	18	1383.2	1582	829	708	70	42	556	419
1926	79-75	4.41	154	57	10	18	1394.2	1570	830	683	58	46	555	469
1927	82-71	4.14	153	75	5	17	1387.2	1542	805	638	52	47	577	421
1928	68-86	4.32	154	65	5	16	1372.0	1481	804	658	58	36	567	451
1929	70-84	4.96	154	82	5	9	1390.1	1641	928	766	73	28	646	467
1930	75-79	4.70	154	68	4	17	1351.2	1507	833	706	86	33	570	574
1931	61-93	4.59	154	86	5	6	1384.1	1549	836	706	79	27	597	511
1932	76-75	4.30	151	67	9	17	1362.2	1421	787	651	89	31	592	521
1933	75-79	3.95	154	69	6	17	1398.0	1415	733	613	84	23	561	575
1934	101-53	4.06	154	74	13	14	1370.2	1467	708	618	86	13	488	640
1935	93-58	3.82	151	87	16	11	1364.0	1440	665	579	78	30	522	584
1936	83-71	5.00	154	76	13	13	1360.0	1568	871	755	100	20	562	526
1937	89-65	4.87	154	70	6	11	1378.0	1521	841	746	102	24	635	485
1938	84-70	4.79	154	75	3	11	1348.1	1532	795	717	110	14	608	435
1939	81-73	4.29	154	64	8	16	1367.1	1430	762	652	104	18	574	633
1940	90-64	4.01	154	59	10	23	1375.1	1425	717	613	102	17	570	752
1941	75-79	4.18	154	52	8	16	1381.2	1399	743	641	80	13	645	697
1942	73-81	3.13	154	65	12	14	1399.1	1321	587	487	60	23	598	671
1943	78-76	3.00	154	67	18	20	1411.2	1226	560	471	51	14	549	706
1944	88-66	3.09	154	87	20	8	1400.0	1373	581	480	39	22	452	568
1945	88-65	2.99	153	78	19	16	1393.2	1305	565	463	48	23	538	588
1946	92-62	3.22	154	94	18	15	1402.0	1277	567	501	97	11	497	896
1947	85-69	3.57	154	77	15	18	1398.2	1382	642	555	79	16	531	648
1948	78-76	4.15	154	60	5	22	1377.0	1367	726	635	92	15	589	678
1949	87-67	3.77	154	70	19	12	1393.2	1338	655	584	102	18	628	631

# TIGERS YEAR-BY-YEAR STATISTICS



Year	W-L	ERA	G	CG	SHO	SV	IP	H	R	ER	HR	HB	BB	SO
1950	95-59	4.12	154	72	9	20	1407.1	1444	713	645	141	31	553	576
1951	73-81	4.29	154	51	8	17	1384.0	1385	741	660	102	40	602	597
1952	50-104	4.25	154	51	10	14	1388.1	1394	738	656	111	25	591	702
1953	60-94	5.25	154	50	2	16	1415.0	1633	923	826	154	41	585	645
1954	68-86	3.81	154	58	13	13	1383.0	1375	664	585	138	38	506	603
1955	79-75	3.79	154	66	16	12	1380.1	1381	658	582	126	32	517	629
1956	82-72	4.06	154	62	10	15	1379.0	1389	699	622	140	44	655	788
1957	78-76	3.56	154	52	9	21	1417.2	1330	614	560	147	43	505	756
1958	77-77	3.59	154	59	8	19	1357.1	1294	606	542	133	42	437	797
1959	76-78	4.20	154	53	9	24	1360.0	1327	732	635	177	45	432	829
1960	71-83	3.64	154	40	7	25	1405.2	1336	644	568	141	47	474	824
1961	101-61	3.55	162	62	12	30	1459.1	1404	671	575	170	29	469	836
1962	85-76	3.81	161	46	8	35	1443.2	1452	692	611	169	32	503	873
1963	79-83	3.90	162	42	7	28	1456.1	1407	703	631	195	48	477	930
1964	85-77	3.84	162	35	11	35	1453.0	1343	678	620	164	53	536	993
1965	89-73	3.35	162	45	14	31	1455.0	1283	602	542	137	47	509	1069
1966	88-74	3.85	162	36	11	38	1454.1	1356	698	622	185	42	520	1026
1967	91-71	3.32	162	46	17	40	1443.2	1230	587	532	151	37	472	1038
1968	103-59	2.71	162	59	19	29	1489.2	1180	492	449	129	32	486	1115
1969	90-72	3.31	162	55	20	28	1455.1	1250	601	536	128	34	586	1032
1970	79-83	4.09	162	33	9	39	1447.1	1443	731	658	153	35	623	1045
1971	91-71	3.63	162	53	11	32	1468.1	1355	645	593	126	49	609	1000
1972	86-70	2.96	156	46	11	33	1388.1	1212	514	457	101	47	465	952
1973	85-77	3.90	162	39	11	46	1447.2	1468	674	627	154	30	493	911
1974	72-90	4.16	162	54	7	15	1455.2	1443	768	673	148	36	621	869
1975	57-102	4.27	159	52	10	17	1396.0	1496	786	663	137	30	533	787
1976	74-87	3.87	161	55	12	20	1431.1	1426	709	616	101	30	550	738
1977	74-88	4.13	162	44	3	23	1457.0	1526	751	669	162	23	470	784
1978	86-76	3.64	162	60	12	21	1455.2	1441	653	589	135	36	503	684
1979	84-76	4.27	161	25	5	37	1423.1	1429	738	676	167	48	547	802
1980	84-78	4.25	162	40	9	30	1467.1	1505	757	693	152	27	558	741
1981	60-49	3.53	109	33	13	22	969.1	840	404	380	83	27	373	476
1982	83-79	3.80	162	45	5	27	1451.0	1371	685	613	172	23	554	740
1983	92-70	3.80	162	42	9	28	1451.0	1318	679	613	170	29	522	875
1984	104-58	3.49	162	19	8	51	1464.0	1358	643	568	130	30	489	914
1985	84-77	3.78	161	31	11	40	1456.0	1313	688	612	141	23	556	943
1986	87-75	4.02	162	33	12	38	1443.2	1374	714	645	183	30	571	880
1987	98-64	4.02	162	33	10	31	1456.0	1430	735	651	180	33	563	976
1988	88-74	3.71	162	34	8	36	1445.2	1361	658	596	150	32	497	890
1989	59-103	4.53	162	24	4	26	1427.1	1514	816	719	150	43	652	831
1990	79-83	4.39	162	15	12	45	1430.1	1401	754	697	154	45	661	856
1991	84-78	4.51	162	18	8	38	1450.1	1570	794	726	148	24	593	739
1992	75-87	4.60	162	10	4	36	1435.2	1534	794	736	155	29	564	693
1993	85-77	4.65	162	11	7	36	1436.2	1547	837	742	188	48	542	828
1994	53-62	5.38	115	15	1	20	1018.0	1139	671	609	148	25	449	560
1995	60-84	5.49	144	5	3	38	1275.0	1509	844	778	170	45	536	729
1996	53-109	6.38	162	10	4	22	1432.2	1699	1103	1015	241	80	784	957
1997	79-83	4.56	162	13	8	42	1445.2	1476	790	732	178	43	552	982
1998	65-97	4.93	162	9	4	32	1446.1	1551	863	792	185	40	595	947
1999	69-92	5.17	161	4	6	33	1421.0	1528	882	817	209	70	583	976
2000	79-83	4.71	162	6	6	44	1443.1	1583	827	755	177	47	496	978
2001	66-96	5.01	162	16	2	34	1429.1	1624	876	795	180	73	553	859
2002	55-106	4.92	161	11	7	33	1414.0	1593	864	773	163	62	463	794
2003	43-119	5.30	162	3	5	27	1438.2	1616	928	847	195	56	557	764
2004	72-90	4.93	162	7	9	35	1439.2	1542	844	788	190	54	530	995
2005	71-91	4.51	162	7	2	37	1435.2	1504	787	719	193	51	461	907
2006	95-67	3.84	162	3	16	46	1448.0	1420	675	618	160	53	489	1003
2007	88-74	4.57	162	1	9	44	1447.1	1498	797	735	174	68	566	1047
2008	74-88	4.90	162	1	2	34	1445.0	1541	857	786	172	68	644	991
2009	86-77	4.29	163	4	9	42	1447.0	1449	745	690	182	41	594	1102
2010	81-81	4.30	162	6	5	32	1444.1	1445	743	690	142	65	537	1056
2011	95-67	4.04	162	4	14	52	1440.0	1406	671	647	149	52	492	1115
2012	88-74	3.75	162	9	8	40	1430.2	1409	670	596	151	42	438	1318
2013	93-69	3.61	162	3	12	39	1462.2	1369	624	587	128	42	462	1428
2014	90-72	4.01	162	5	8	41	1454.0	1475	705	648	127	42	462	1244
2015	74-87	4.64	161	7	12	35	1447.0	1491	803	746	193	46	489	1100
2016	86-75	4.24	161	3	8	47	1428.0	1417	721	672	182	51	462	1232
2017	64-98	5.36	162	2	4	32	1420.1	1587	894	846	218	61	538	1202
2018	64-98	4.59	162	0	2	37	1425.1	1423	796	727	216	60	491	1215
2019	47-114	5.24	161	0	3	31	1433.0	1555	915	835	250	69	536	1368
2020	23-35	5.63	58	1	1	11	492.1	511	318	308	91	34	192	444
2021	77-85	4.32	162	2	7	42	1419.2	1370	756	681	199	82	571	1259



# YEARLY TIGERS LEADERS

## BATTING

Year	Batting Average	Runs Scored	Hits	Doubles	Triples	Home Runs
1901	Elberfeld .308	Barrett 110	Barrett 159	Holmes 28	Gleason 12	Barrett 4 Holmes 4 Barrett 4 Crawford 4
1902	Barrett .303	Barrett 93	Barrett 154	Barrett 19	Harley 8	Barrett 4 Crawford 4
1903	Crawford .332	Barrett 95	Crawford 181	Carr 23	Crawford *25	Crawford 4
1904	Barrett .268	Barrett 83	Barrett 167	Crawford 22	Crawford 16	Crawford 2 Hickman 2 McIntyre 2 Crawford 6 Coughlin 2 Crawford 2 O'Leary 2 Schaefer 2 Cobb 5 Crawford *7 Cobb *9
1905	Crawford .297	Crawford 73	Crawford 171	Crawford 38	Crawford 10	Crawford 6 Coughlin 2 Crawford 2 O'Leary 2 Schaefer 2 Cobb 5 Crawford *7 Cobb *9
1906	Crawford .295	Crawford 65	Crawford 166	Crawford 25	Crawford 16	Crawford 2 Coughlin 2 Crawford 2 O'Leary 2 Schaefer 2 Cobb 5 Crawford *7 Cobb *9
1907	Cobb *350	Crawford *102	Cobb *212	Crawford 34	Crawford 17	Cobb 5 Crawford *7 Cobb *9
1908	Cobb *324	McIntyre *105	Cobb *188	Cobb *36	Cobb *20	Crawford 8 Cobb 7 Crawford 2 Coughlin 2 Crawford 2 O'Leary 2 Schaefer 2 Cobb 5 Crawford *7 Cobb *9
1909	Cobb *377	Cobb *116	Cobb *216	Crawford *35	Crawford 14	Cobb 8 Cobb 7 Crawford 2 Coughlin 2 Crawford 2 O'Leary 2 Schaefer 2 Cobb 5 Crawford *7 Cobb *9
1910	Cobb *385	Cobb *106	Cobb 196	Cobb 36	Crawford *19	Cobb 8 Cobb 7 Crawford 2 Coughlin 2 Crawford 2 O'Leary 2 Schaefer 2 Cobb 5 Crawford *7 Cobb *9
1911	Cobb *420	Cobb *147	Cobb *248	Cobb *47	Cobb *24	Cobb 8 Cobb 7 Crawford 2 Coughlin 2 Crawford 2 O'Leary 2 Schaefer 2 Cobb 5 Crawford *7 Cobb *9
1912	Cobb *410	Cobb 119	Cobb *227	Cobb 30	Crawford 23	Cobb 7 Crawford 2 Coughlin 2 Crawford 2 O'Leary 2 Schaefer 2 Cobb 5 Crawford *7 Cobb *9
1913	Cobb *390	Bush 98	Crawford 193	Crawford 32	Crawford *23	Crawford 9
1914	Cobb *368	Bush 97	Crawford 183	Burns 22	Crawford *26	Crawford 8
1915	Cobb *369	Cobb *144	Cobb *208	Veach *40	Crawford *19	Burns 5 Cobb 5 Veach 8 Heilmann 5 Heilmann 8
1916	Cobb .371	Cobb *113	Cobb 201	Veach 33	Veach 15	Cobb 5 Veach 8 Heilmann 5 Heilmann 8
1917	Cobb *383	Bush *112	Cobb *225	Cobb *44	Cobb *23	Veach 8 Heilmann 5 Heilmann 8
1918	Cobb *382	Cobb 83	Cobb 161	Veach 21	Cobb *14	Heilmann 5 Heilmann 8
1919	Cobb *384	Cobb 92	Cobb ^191	Veach *45	Veach *17	Heilmann 5 Heilmann 8
1920	Cobb .334	Veach 92	Veach 188	Veach 39	Veach 15	Veach 11
1921	Heilmann *394	Cobb 124	Heilmann *237	Heilmann 43	Cobb 16	Heilmann 19
1922	Cobb .401	Blue 131	Cobb 211	Cobb 42	Cobb 16	Heilmann 21
1923	Heilmann *403	Heilmann 121	Heilmann 211	Heilmann 44	Heilmann 11	Heilmann 18
1924	Heilmann .346	Cobb 115	Cobb 211	Heilmann ^45	Heilmann 16	Heilmann 10
1925	Heilmann *393	Wingo 104	Heilmann 225	Heilmann 40	Cobb 12	Heilmann 13
1926	Manush *378	Manush 95	Manush 188	Heilmann 41	Gehring 17	Manush 14
1927	Heilmann *398	Gehring 110	Heilmann 201	Heilmann 50	Manush 18	Heilmann 14
1928	Heilmann .328	Gehring 108	Gehring 193	Heilmann 38	Gehring 16	Heilmann 14
1929	Heilmann .344	Gehring *131	Alexander ^215	Gehring ^45	Gehring *19	Alexander 25
1930	Gehring .330	Gehring 144	Gehring 201	Gehring 47	Gehring 15	Alexander 20
1931	Stone .327	Johnson 107	Stone 191	Alexander 47	Johnson *19	Stone 10
1932	Walker .323	Gehring 112	Gehring 184	Gehring 44	Davis 13	Gehring 19
1933	Gehring .325	Gehring 103	Gehring 204	Gehring 42	Fox 13	Gehring 12 Greenberg 12 Greenberg 26 Greenberg ^36 Goslin 24 Greenberg 40 Greenberg *58 Greenberg 33 Greenberg *41 York 27 York *21 York *34 York 18 Cullenbine 18 York 18 Greenberg *44 Cullenbine 24
1934	Gehring .356	Gehring *134	Gehring *214	Greenberg *63	Owen 9	Greenberg 26
1935	Gehring .330	Gehring 123	Greenberg 203	Greenberg 46	Greenberg 16	Greenberg ^36
1936	Gehring .354	Gehring 144	Gehring 227	Gehring *60	Gehring 12	Goslin 24
1937	Gehring *371	Greenberg 137	Walker 213	Greenberg 49	Greenberg 14	Greenberg 40
1938	Greenberg .315	Greenberg *144	Fox 186	Fox 35	Fox 10	Greenberg *58
1939	Gehring *325	McCosky 120	McCosky 190	Greenberg 42	McCosky 14	Greenberg 33
1940	Greenberg .340	Greenberg 129	McCosky ^200	Greenberg *50	McCosky *19	Greenberg *41
1941	McCosky .324	York 91	Higgins 161	York 29	Campbell 10	York 27
1942	McCosky .293	York 81	McCosky 176	Higgins 34	McCosky 11	York *21 York *34
1943	Wakefield .316	Wakefield 91	Wakefield *200	Wakefield *38	York 11	York *21 York *34
1944	Higgins .297	Higgins 79	Cramer 169	Higgins 32	Cramer 9	York 18
1945	Mayo .285	Cullenbine 80	York 157	Cullenbine 27	Cramer 8	Cullenbine 18 York 18 Greenberg *44 Cullenbine 24
1946	Kell .327	Lake 105	Lake 149	Greenberg 29	Kell 9	Greenberg *44
1947	Kell .320	Lake 96	Kell 188	Kell 29	Lake 6	Cullenbine 24
1948	Evers .314	Mullin 91	Evers 169	Evers 33	Mullin 11	Mullin 23
1949	Kell *343	Kell 97	Wertz 185	Kell 38	Kell 9	Wertz 20
1950	Kell .340	Kell 114	Kell *218	Kell *56	Evers ^11	Wertz 27
1951	Kell .319	Kell 92	Kell *191	Kell ^36	Mullin 6	Wertz 27
1952	Groth .284	Dropo 56	Groth 149	Priddy 23	Mullin 5	Dropo 23
1953	Kuenn .308	Kuenn 94	Kuenn *209	Kuenn 33	Kuenn 7	Boone 22
1954	Kuenn .306	Kuenn 81	Kuenn ^201	Kuenn 28	Tuttle 11	Boone 20
1955	Kaline *340	Kaline 121	Kaline *200	Kaline *38	Kaline 8	Kaline 27
1956	Kuenn .332	Kaline 96	Kuenn *196	Kaline 32	Kaline 10	Maxwell 28
1957	Kaline .295	Kaline 83	Kuenn 173	Kuenn 30	Bolling 6	Maxwell 24
1958	Kuenn .319	Bolling 91	Kuenn 179	Kuenn *39	Kuenn 8	Harris 20
1959	Kuenn .353	Yost *115	Kuenn *198	Kuenn *42	Kuenn 7	Maxwell 31
1960	Kaline .278	Yost 78	Kaline 153	Kaline 29	Maxwell 5	Colavito 35
1961	Cash *361	Colavito 129	Cash *193	Kaline *41	Wood *14	Colavito 45
1962	Bruton .278	Cash 94	Colavito 164	Colavito 30	Kaline 6	Cash 39



# YEARLY TIGERS LEADERS



Year	Batting Average	Runs Scored	Hits	Doubles	Triples	Home Runs
1963	Kaline .312	Colavito 91	Kaline 172	Colavito 29	Bruton 8	Kaline 27
1964	Freehan .300	McAuliffe 85	Lumpke 160	Kaline 31	Freehan 8	McAuliffe 24
1965	Horton .273	Wert 81	Wert 159	Cash 23	McAuliffe 6	Cash 30
1966	Kaline .288	Cash 98	Cash 168	Kaline 29	McAuliffe 8	Cash 32
1967	Kaline .308	Kaline 94	Freehan 146	Kaline 28	McAuliffe 7	Kaline 25
1968	Horton .285	McAuliffe *95	Northrup 153	Northrup 29	McAuliffe 10	Horton 36
1969	Northrup .295	Cash 81	Northrup 160	Northrup 31	McAuliffe 5	Horton 28
1970	Kaline .278	Stanley 83	Stanley 143	Kaline 24	Stanley 11	Northrup 24
1971	Kaline .294	Cash 72	Rodriguez 153	Rodriguez 30	Rodriguez 7	Cash 32
1972	Northrup .261	Rodriguez 65	Rodriguez 142	Rodriguez 23	Stanley 6	Cash 22
1973	Stanley .244	Stanley 81	Stanley 147	Rodriguez 27	Northrup 7	Cash 19
1974	Freehan .297	Kaline 71	Sutherland 157	Kaline 28	Freehan 5	Freehan 18
1975	Horton .275	LeFlore 66	Horton 169	Rodriguez 20	LeFlore 6	Horton 25
1976	LeFlore .316	LeFlore 93	Staub 176	Staub 28	LeFlore 8	Thompson 17
1977	LeFlore .325	LeFlore 100	LeFlore 212	Staub 34	Fuentes 10	Thompson 31
1978	LeFlore .297	LeFlore *126	LeFlore 198	LeFlore 30	Whitaker 7	Thompson 26
1979	Kemp .318	LeFlore 110	LeFlore 180	Staub 30	Kemp 10	Kemp 26
1980	Trammell .300	Trammell 107	Trammell 168	Parrish 34	Brookens 9	Parrish 24
1981	Kemp .277	Kemp 52	Kemp 103	Kemp 18	Cowens 4	Parrish 10
1982	Herndon .292	Herndon 92	Herndon 179	Trammell 34	Whitaker 13	Parrish 32
1983	Whitaker .320	Whitaker 94	Whitaker 206	Parrish 42	Gibson 9	Parrish 27
1984	Trammell .314	Gibson 92	Trammell 174	Lemon 34	Gibson 10	Parrish 33
1985	Gibson .287	Whitaker 102	Whitaker 170	Gibson 37	Whitaker 8	Evans *40
1986	Trammell .277	Trammell 107	Trammell 159	Trammell 33	Trammell 7	Evans 29
1987	Trammell .343	Whitaker 110	Trammell 205	Whitaker 38	Whitaker 6	Evans 34
1988	Trammell .311	Trammell 73	Trammell 145	Lemon 29	Brookens 5	Evans 22
1989	Pettis .257	Pettis 77	Whitaker 128	Whitaker 21	Sheridan 5	Whitaker 28
1990	Trammell .304	Whitaker 77	Trammell 104	Trammell 170	Pettis 6	Whitaker 28
1991	Trammell .304	Felder 104	Trammell 170	Trammell 37	Moseby 5	Felder *51
1992	Phillips .284	Felder 102	Felder 163	Fryman 36	Phillips 5	Felder ^44
1993	Whitaker .278	Phillips *114	Fryman 175	Phillips 32	Cuyler 4	Felder 35
1994	Phillips .313	Phillips 113	Fryman 182	Phillips 37	Cuyler 7	Tettleton 32
1995	Whitaker .301	Phillips 91	Phillips 123	Fryman 34	Fryman 5	Felder 28
1996	Fryman .275	Curtis 96	Curtis 157	Curtis 29	Samuel 5	Felder 31
1997	Higginson .320	Fryman 90	Fryman 165	Higginson 35	Fryman 5	Clark 27
1998	Higginson .299	Hunter 112	Hunter 177	Easley 37	Pride 5	Clark 32
1999	Clark .291	Higginson 92	Clark 175	Easley 38	Hunter 5	Clark 34
2000	Cruz, D. .284	Palmer 92	Clark 150	Cruz, D. 35	Gonzalez 5	Palmer 38
2001	Cruz, D. .302	Higginson 104	Higginson 179	Cruz, D. 46	Polonia 8	Palmer 30
2002	Cedeno .293	Higginson 84	Cedeno 153	Halter 32	Encarnacion 6	Higginson 19
2003	Simon .301	Fick 66	Fick 150	Fick 36	Cedeno 11	Fick 30
2004	Young .297	Young 78	Young 167	Young 34	Halter 6	Simon 19
2005	Rodriguez .334	Guillen 97	Rodriguez 176	Guillen 37	Young 7	Young 29
2006	Monroe .277	Inge 75	Inge 161	Rodriguez 33	Guillen 10	Peña 27
2007	Guillen .320	Guillen 100	Ordoñez 177	Guillen 41	Rodriguez 9	Young 21
2008	Ordoñez *363	Granderson 122	Ordoñez 216	Ordoñez *54	Granderson 9	Monroe 28
2009	Ordoñez .317	Granderson 112	Cabrera 180	Cabrera 36	Granderson *23	Ordoñez 28
2010	Cabrera .324	Cabrera 96	Cabrera 198	Cabrera 34	Granderson *13	Cabrera *37
2011	Cabrera .328	Cabrera 111	Jackson 181	Cabrera 45	Granderson 8	Cabrera 34
2012	Cabrera *344	Cabrera 111	Cabrera 197	Cabrera 48	Jackson 10	Cabrera 38
2013	Cabrera *330	Cabrera 109	Cabrera 205	Cabrera 40	Jackson 11	Cabrera 30
2014	Cabrera *348	Cabrera 103	Cabrera 193	Cabrera 37	Jackson *7	Cabrera *44
2015	V. Martinez .335	Cabrera 101	Cabrera 191	Cabrera *52	Jackson 5	Cabrera 44
2016	Cabrera *338	Kinsler 94	Kinsler 185	Kinsler 35	Davis 11	V. Martinez 32
2017	Cabrera .316	Kinsler 117	Cabrera 188	J.D. Martinez 35	Maybin 5	J.D. Martinez 38
2018	Upton .279	Kinsler 90	Castellanos 167	Upton 37	Castellanos *10	Cabrera 38
2019	Castellanos .298	Castellanos 88	Castellanos 185	Castellanos 46	Jones 6	Upton 28
2020	Candelario .282	Goodrum 61	Cabrera 139	Castellanos 37	Goodrum 5	Castellanos 23
2021	Candelario .297	Candelario 30	Reyes 56	Candelario 11	Reyes 5	Dixon 15
2022	Schoop .278	Grossman 88	Schoop 173	Candelario ^42	Baddoo 7	Cabrera 10

Year	RBI	Walks	Strikeouts	Stolen Bases	On-Base %	Slugging %
1901	Elberfeld 76	Barrett 76	---	Holmes 35	Elberfeld .397	Elberfeld .428
1902	Elberfeld 64	Barrett 74	---	Barrett 24	Barrett .397	Barrett .387
1903	Crawford 89	Barrett *74	---	Barrett 27	Barrett *407	Crawford .488
1904	Crawford 73	Barrett *79	---	Crawford 20	Barrett .353	Crawford .352
1905	Crawford 75	Crawford 50	---	Crawford 22	Crawford .357	Crawford .430
1906	Crawford 72	McIntyre 56	---	Coughlin 31	Crawford .341	Crawford .407
1907	Cobb *116	Jones 60	---	Schaefer 31	Cobb .380	Cobb *473

HISTORY & RECORDS



# YEARLY TIGERS LEADERS

Year	RBI	Walks	Strikeouts	Stolen Bases	On-Base %	Slugging %
1908	Cobb *108	McIntyre 83	---	Schaefer 40	MacIntyre .392	Cobb *.475
1909	Cobb *107	Bush *88	---	Cobb *76	Cobb *.431	Cobb *.517
1910	Crawford ^120	Bush *78	---	Cobb 65	Cobb *.458	Cobb *.554
1911	Cobb *144	Bush *98	---	Cobb *83	Cobb .467	Cobb *.621
1912	Crawford 109	Bush *117	---	Cobb 61	Cobb .458	Cobb *.586
1913	Crawford 83	Bush 80	Gainer 45	Cobb 51	Cobb *.467	Cobb .535
1914	Crawford *104	Bush *112	Stange 58	Bush 35	Crawford .388	Crawford .483
				Cobb 35		
1915	Crawford ^112	Bush 118	Burns 51	Cobb *96	Cobb *.486	Cobb .487
	Veach ^112	Cobb 118				
1916	Veach 91	Cobb 78	Stange 48	Cobb *68	Cobb .452	Cobb .493
1917	Veach *103	Bush 80	Heilmann 54	Cobb *55	Cobb *.444	Cobb *.566
1918	Veach *78	Bush 79	Cunningham 34	Cobb 34	Cobb *.440	Cobb *.515
1919	Veach 101	Bush 75	Heilmann 41	Cobb 28	Cobb .429	Veach .519
1920	Veach 113	Young 85	Bush 32	Bush 15	Cobb .416	Veach .474
			Heilmann 32	Cobb 15		
1921	Heilmann 139	Blue 103	Blue 47	Cobb 22	Cobb .452	Heilmann .606
1922	Veach 126	Blue 82	Blue 48	Rigney 17	Cobb .462	Heilmann .598
1923	Heilmann 115	Blue 96	Blue 40	Haney 13	Heilmann .481	Heilmann .632
			Heilmann 40			
1924	Heilmann 114	Rigney 102	Heilmann 41	Cobb 23	Bassler .441	Heilmann .533
1925	Heilmann 134	Blue 83	Tavener 60	Blue 19	Cobb .468	Cobb .598
1926	Heilmann 103	Blue 90	Tavener 53	Blue 13	Heilmann .445	Manush .564
1927	Heilmann 120	Heilmann 72	Warner 45	Neun 22	Heilmann .475	Heilmann .616
1928	Heilmann 107	Gehring 69	Tavener 51	Rice 20	Gehring .395	Heilmann .507
1929	Alexander 137	Johnson 67	Alexander 63	Gehring *27	Heilmann .412	Alexander .580
1930	Alexander 135	Gehring 69	Alexander 56	McManus *23	Gehring .404	Gehring .534
1931	Alexander 87	Johnson 72	Johnson 51	Johnson 33	Alexander .401	Stone .464
1932	Stone 108	Gehring 68	Stone 64	Walker 30	Gehring .370	Gehring .497
1933	Gehring 105	Rogell 79	Greenberg 78	Walker 26	Gehring .393	Gehring .468
1934	Greenberg 139	Gehring 99	Greenberg 93	White 28	Gehring .450	Greenberg .600
1935	Greenberg *170	Cochrane 96	Greenberg 91	White 19	Cochrane .452	Greenberg .628
1936	Greenberg 125	Goslin 85	Goslin 50	Walker 17	Gehring .431	Gehring .555
1937	Greenberg *183	Greenberg 102	Greenberg 101	Walker 23	Gehring .458	Greenberg .668
1938	Greenberg 146	Greenberg ^119	Greenberg 92	Fox 16	Greenberg .438	Greenberg .683
1939	Greenberg 112	Greenberg 91	Greenberg *95	Fox 23	Gehring .423	Greenberg .622
1940	Greenberg *150	Gehring 101	York 88	McCosky 13	Greenberg .433	Greenberg *.670
1941	York 111	Gehring 95	York 88	McCosky 8	McCosky .401	Campbell .457
1942	York 90	York 73	York 71	McCosky 11	McCosky .365	Harris .430
1943	York *118	York 84	Hoover 101	Harris 6	Wakfield .377	York *.527
			Hoover 6			
1944	York 98	Higgins 81	York 73	Mayo 9	Higgins .392	York .439
1945	Cullenbine 93	Cullenbine 101	York 85	Webb 8	Cullenbine .397	Cullenbine .451
1946	Greenberg *127	Lake 103	Greenberg 88	Lake 15	Greenberg .373	Greenberg .604
1947	Kell 93	Cullenbine 137	Mullin 66	Lake 11	Cullenbine .401	Evers .435
			Wertz 66			
1948	Evers 103	Mullin 77	Wertz 70	Lipon 4	Mullin .385	Mullin .504
1949	Wertz 133	Wertz 80	Wertz 61	Kell 7	Kell .424	Kell .467
			Kolloway 7			
1950	Wertz 123	Groth Priddy 95	Priddy 95	Lipon 9	Wertz .408	Evers .551
		Groth Priddy 95				
1951	Wertz 94	Wertz 78	Priddy 73	Kell 10	Kell .386	Wertz .511
1952	Dropo 70	Ginsberg 51	Dropo 63	Mullin 4	Groth .348	Dropo .479
		Groth 51				
1953	Dropo 96	Delsing 66	Dropo 69	Kuenn 6	Delsing .380	Nieman .453
1954	Boone 85	Boone 71	Tuttle 60	Kaline 9	Boone .376	Boone .466
				Kuenn 9		
1955	Boone ^116	Kaline 82	Kaline 57	Torgeson 9	Kaline .421	Kaline .546
1956	Kaline 128	Maxwell 79	Maxwell 74	Kuenn 9	Maxwell .414	Maxwell .534
1957	Kaline 90	Maxwell 76	Maxwell 84	Kaline 11	Maxwell .377	Maxwell .482
1958	Kaline 85	Maxwell 64	Martin 62	Wilson 10	Kaline .374	Kaline .490
1959	Maxwell 95	Yost *135	Maxwell 91	Kaline 10	Yost *.435	Kaline *.530
1960	Colavito 87	Yost *125	Colavito 80	Kaline 19	Yost *.414	Colavito .474
1961	Colavito 140	Cash 124	Wood 141	Wood 30	Cash *.487	Cash .662
1962	Colavito 112	Cash 104	Cash 82	Wood 24	Cash .382	Colavito .514
1963	Kaline 101	Cash 89	Colavito 78	Wood 18	Cash .386	Kaline .514
1964	Cash 83	McAuliffe 77	McAuliffe 96	Wood 14	Kaline .383	Kaline .469
1965	Horton 104	Cash 77	Horton 101	Lumpe 7	Cash .371	Cash .512
1966	Horton 100	Kaline 81	Horton 103	Wert 6	Kaline .392	Kaline .534
1967	Kaline 78	McAuliffe 105	McAuliffe 118	Stanley 9	Kaline .411	Kaline .541
1968	Northrup 90	McAuliffe 82	Horton 110	McAuliffe 8	Freehan .366	Horton .543
1969	Horton 91	Cash 63	Horton 93	Stanley 8	Cash .367	Northrup .508
1970	Northrup 80	McAuliffe 101	Northrup 68	Stanley 10	Kaline .388	Northrup .458
1971	Cash 91	Kaline 82	Rodriguez 93	Northrup 7	Cash .372	Cash .531
1972	Cash 61	McAuliffe 59	Rodriguez 104	Taylor 5	Cash .338	Cash .445
1973	Rodriguez 58	Brown 52	Rodriguez 85	Taylor 9	Stanley .297	Stanley .384
1974	Kaline 64	Kaline 65	Kaline 75	LeFlore 23	Freehan .361	Freehan .479
1975	Horton 92	Sutherland 45	LeFlore 139	LeFlore 28	Sutherland .321	Horton .421
1976	Staub 96	Staub 83	LeFlore 111	LeFlore 58	Staub .386	Staub .433
1977	Thompson 105	Thompson 73	LeFlore 121	LeFlore 39	LeFlore .363	Thompson .487
1978	Staub 121	Kemp 97	LeFlore 104	LeFlore *68	Kemp .379	Thompson .472
1979	Kemp 105	Whitaker 78	Parrish 105	LeFlore 78	Kemp .398	Kemp .543
1980	Kemp 101	Whitaker 73	Parrish 109	Brookens 13	Kemp .376	Parrish .499
			Peters 13			
1981	Kemp 49	Kemp 70	Gibson 64	Gibson 17	Kemp .389	Kemp .419
1982	Herdon 88	Lemon 56	Parrish 96	Trammell 19	Lemon .368	Parrish .529
1983	Parrish 114	Whitaker 67	Parrish 99	Trammell 30	Trammell .385	Parrish .483
1984	Parrish 98	Evans 77	Parrish 120	Gibson 29	Trammell .382	Gibson .516

# YEARLY TIGERS LEADERS



Year	RBI	Walks	Strikeouts	Stolen Bases	On-Base %	Slugging %						
1985	Parrish	98	Evans	85	Gibson	137	Gibson	30	Gibson	.364	Evans	.519
1986	Coles	86	Evans	91	Gibson	107	Gibson	34	Gibson	.371	Gibson	.492
	Gibson	86										
1987	Trammell	105	Evans	100	Gibson	117	Gibson	26	Trammell	.402	Trammell	.551
1988	Trammell	69	Evans	84	Evans	89	Pettis	44	Trammell	.373	Trammell	.464
1989	Whitaker	85	Whitaker	89	Pettis	106	Pettis	43	Pettis	.375	Whitaker	.462
1990	Fielder	*132	Phillips	99	Fielder	*182	Phillips	19	Fielder	.377	Fielder	*.592
1991	Fielder	*133	Tettletton	101	Deer	*175	Cuyler	41	Whitaker	.391	Fielder	.513
1992	Fielder	*124	Tettletton	*122	Fielder	151	Pettis	13	Phillips	.387	Tettletton	.469
1993	Fielder	117	Phillips	*132	Tettletton	139	Phillips	16	Phillips	.443	Tettletton	.492
1994	Fielder	90	Tettletton	97	Fryman	*128	Phillips	13	Tettletton	.419	Gibson	.548
1995	Fielder	82	Fielder	75	Fielder	116	Curtis	27	Curtis	.349	Fielder	.472
1996	Fryman	100	Higginson	65	Nieves	158	Bartee	20	Higginson	.404	Higginson	.577
1997	Clark	117	Clark	93	Nieves	157	Hunter	*74	Higginson	.379	Higginson	.520
1998	Clark	103	Clark	63	Clark	128	Hunter	42	Clark	.358	Clark	.522
			Higginson	63								
1999	Palmer	100	Clark	64	Palmer	153	Encarnacion	33	Ausmus	.365	Palmer	.518
			Higginson	64								
2000	Higginson	102	Higginson	74	Palmer	146	Encarnacion	16	Higginson	.377	Higginson	.538
	Palmer	102										
2001	Clark	75	Higginson	80	Clark	108	Cedeno	55	Higginson	.367	Halter	.467
2002	Simon	82	Fick	46	Inge	101	Lombard	13	Higginson	.345	Simon	.459
2003	Young	85	Higginson	59	Young	130	Sanchez	44	Young	.372	Young	.537
2004	Guillen	97	Higginson	70	Peña	146	Sanchez	19	Rodriguez	.383	Guillen	.542
			Peña	70								
2005	Monroe	89	Inge	63	Inge	140	Logan	23	Inge	.330	Young	.471
2006	Ordoñez	104	Guillen	71	Granderson	*174	Guillen	20	Guillen	.400	Guillen	.519
2007	Ordoñez	139	Sheffield	84	Inge	150	Granderson	26	Ordoñez	.434	Ordoñez	.595
2008	Cabrera	127	Granderson	71	Cabrera	126	Granderson	12	Ordoñez	.376	Cabrera	.537
2009	Cabrera	103	Granderson	72	Inge	170	Granderson	20	Cabrera	.396	Cabrera	.547
2010	Cabrera	*126	Cabrera	89	Jackson	170	Jackson	27	Cabrera	*.420	Cabrera	.622
2011	Cabrera	105	Cabrera	108	Jackson	181	Jackson	22	Cabrera	.448	Cabrera	.586
2012	Cabrera	*139	Fielder	85	Jackson	134	Berry	21	Fielder	.412	Cabrera	.606
2013	Cabrera	137	Cabrera	90	Jackson	129	Jackson	8	Cabrera	*.442	*Cabrera	.636
2014	Cabrera	109	V. Martinez	70	Avila	151	Davis	36	V. Martinez	*.409	V. Martinez	.565
2015	J.D. Martinez	102	Cabrera	77	J.D. Martinez	178	Gose	23	Cabrera	*.440	J.D. Martinez	.535
2016	Cabrera	108	Cabrera	75	Upton	179	Maybin	15	Cabrera	.393	Cabrera	.563
2017	Castellanos	101	Upton	57	Upton	147	Kinsler	14	Upton	.362	Upton	.542
2018	Castellanos	89	Candelario	66	Candelario	160	Iglesias	15	Castellanos	.354	Castellanos	.500
2019	Cabrera	59	Cabrera	48	Goodrum	138	Goodrum	12	Cabrera	.346	Cabrera	.398
2020	Cabrera	35	Cabrera	24	Goodrum	69	Reyes	8	Candelario	.369	Candelario	.503
2021	Schoop	84	Grossman	98	Grossman	155	Grossman	20	Grossman	.357	Candelario	.443

\*Led League; ^Tied for league lead

## PITCHING

Year	Wins	Losses	Winning %	ERA	Appearances	Innings Pitched						
1901	Miller	23	Cronin	15	Miller	.639	Yeager	2.61	Miller	38	Miller	332.0
			Siever	15					Siever	38		
1902	Mercer	15	Mercer	18	Mercer	.455	Siever	*1.91	Mercer	35	Mercer	281.2
									Mullin	35		
1903	Mullin	18	Donovan	16	Mullin	.545	Mullin	2.25	Mullin	41	Mullin	320.2
			Kitson	16								
1904	Donovan	17	Mullin	23	Donovan	.515	Mullin	2.40	Mullin	45	Mullin	382.1
	Mullin	17										
1905	Killian	23	Mullin	21	Killian	.622	Killian	2.27	Mullin	44	Mullin	*347.2
1906	Mullin	21	Mullin	18	Killian	.625	Siever	2.71	Mullin	40	Mullin	330.0
1907	Donovan	25	Mullin	20	Donovan	*.862	Killian	1.78	Mullin	46	Mullin	357.1
	Killian	25										
1908	Summers	24	Mullin	13	Donovan	.720	Summers	1.64	Summers	40	Summers	301.0
1909	Mullin	*29	Willett	10	Mullin	*.784	Killian	1.71	Willett	41	Mullin	303.2
1910	Mullin	21	Mullin	12	Donovan	.708	Willett	2.37	Mullin	38	Mullin	289.0
			Summers	12								
1911	Mullin	18	Willett	14	Works	.688	Mullin	3.07	Willett	38	Mullin	234.1
1912	Dubuc	17	Mullin	17	Dubuc	.630	Dubuc	2.77	Dubuc	37	Willett	284.1
	Willett	17							Willett	37		
1913	Dubuc	15	Dubuc	14	Lake	.533	Dauss	2.48	Dubuc	36	Dubuc	242.2
			Willett	14								
1914	Coveleski	22	Dauss	15	Coveleski	.647	Coveleski	2.49	Dauss	45	Coveleski	303.1
1915	Dauss	24	Coveleski	13	Boland	.650	Coveleski	2.45	Dauss	*50	Coveleski	312.2
			Dauss	13								
1916	Coveleski	21	Dauss	12	Coveleski	.656	Coveleski	1.97	Boland	46	Coveleski	324.1
			James	12								
1917	Dauss	17	Ehmke	15	Mitchell	.600	James	2.09	Cunningham	44	Dauss	270.2
1918	Boland	14	Dauss	16	Boland	.583	Boland	2.65	Dauss	33	Dauss	249.2
1919	Dauss	21	Boland	16	Dauss	.700	Leonard	2.77	Boland	35	Dauss	256.1
1920	Ehmke	15	Dauss	21	Ehmke	.455	Ehmke	3.29	Ayers	46	Dauss	270.1
1921	Ehmke	13	Dauss	15	Ehmke	.481	Leonard	3.75	Oldham	40	Leonard	245.0
1922	Pillette	19	Ehmke	17	Pillette	.613	Pillette	2.85	Ehmke	45	Ehmke	279.2
1923	Dauss	21	Pillette	*19	Cole	.722	Dauss	3.62	Cole	52	Dauss	316.0
1924	Whitehill	17	Dauss	11	Holloway	.700	Collins	3.21	Holloway	49	Whitehill	233.0
			Stoner	11								
1925	Dauss	16	Collins	11	Holloway	.765	Dauss	3.16	Doyle	45	Whitehill	239.1
			Dauss	11								
			Whitehill	11								
1926	Whitehill	16	Whitehill	13	Dauss	.667	Gibson	3.48	Holloway	36	Whitehill	252.1
									Wells	36		
									Whitehill	36		
1927	Whitehill	16	Whitehill	14	Collins	.650	Whitehill	3.36	Whitehill	41	Whitehill	236.0



# YEARLY TIGERS LEADERS

Year	Wins	Losses	Winning %	ERA	Appearances	Innings Pitched						
1928	Carroll	16	Whitehill	16	Carroll	3.27	39	Carroll	231.0			
1929	Uhle	15	Carroll	17	Uhle	4.08	38	Uhle	249.0			
1930	Whitehill	17	Whitehill	13	Sorrell	5.93	Uhlie	36.5	Whitehill	239.0		
1931	Sorrell	13	Bridges	16	Sorrell	4.81	Uhlie	3.50	Bridges	35	Whitehill	271.1
	Whitehill	13	Whitehill	16				Herring	35			
								Sorrell	35			
1932	Whitehill	16	Sorrell	14	Whitehill	.571	Bridges	3.36	Hogsett	47	Whitehill	244.0
1933	Marberry	16	Fischer	15	Marberry	.593	Bridges	3.09	Hogsett	45	Marberry	238.1
								Sorrell	15			
1934	Rowe	24	Bridges	11	Rowe	.750	Auker	3.42	Rowe	45	Bridges	275.0
1935	Bridges	21	Rowe	13	Auker	*.720	Bridges	3.51	Rowe	42	Rowe	275.2
1936	Bridges	*23	Auker	16	Bridges	.676	Bridges	3.60	Lawson	41	Bridges	294.2
								Rowe	41			
1937	Lawson	18	Bridges	12	Gill	.733	Auker	3.88	Rowe	39	Auker	252.2
1938	Bridges	13	Auker	10	Eisenstat	.600	Gill	4.12	Coffman	39	Kennedy	190.1
1939	Bridges	17	Rowe	12	Bridges	.708	Newsom	3.37	Benton	37	Newsom	246.0
1940	Newsom	21	Benton	10	Rowe	*.842	Newsom	2.93	Benton	42	Newsom	264.0
1941	Benton	15	Newsom	*20	Benton	.714	Bridges	3.41	Newsom	43	Newsom	250.1
1942	Trucks	14	Trout	18	Trucks	.636	Newhouser	2.45	Newhouser	38	Benton	226.2
1943	Trout	^20	Newhouser	17	Bridges	.632	Bridges	2.39	Trout	44	Trout	246.2
1944	Newhouser	*29	Gentry	14	Newhouser	.763	Trout	*2.12	Trout	49	Trout	*352.1
								Gorsica	14			
								Trout	14			
								Trout	14			
1945	Newhouser	*25	Trout	15	Newhouser	.735	Newhouser	*1.81	Trout	41	Newhouser	*313.1
1946	Newhouser	^26	Trout	13	Newhouser	.743	Newhouser	*1.94	Trout	38	Newhouser	292.2
1947	Hutchinson	18	Newhouser	*17	Overmire	.688	Newhouser	2.87	Newhouser	40	Newhouser	285.0
1948	Newhouser	*21	Houtteman	16	Newhouser	.636	Newhouser	3.01	Houtteman	43	Newhouser	272.1
								Trucks	43			
								Trucks	41			
1949	Trucks	19	Newhouser	11	Hutchinson	.682	Trucks	2.81	Trucks	41	Newhouser	292.0
								Trucks	11			
1950	Houtteman	19	Newhouser	13	Trout	.722	Houtteman	3.54	White	42	Houtteman	274.2
1951	Trucks	13	Gray	^14	Trucks	.619	Hutchinson	3.68	Trout	42	Gray	197.1
								Trout	^14			
1952	Gray	12	Houtteman	*20	Newhouser	.500	Trucks	3.97	White	41	Gray	224.0
1953	Garver	11	Gray	15	Garver	.500	Garver	4.45	Herbert	43	Garver	198.1
1954	Gromek	18	Gromek	16	Garver	.560	Gromek	2.74	Herbert	42	Gromek	252.2
1955	Hoelt	16	Garver	16	Hoelt	.696	Hoelt	2.99	Aber	39	Lary	235.0
1956	Lary	*21	Hoelt	14	Lary	.618	Lary	3.15	Foytack	43	Lary	*294.0
1957	Bunning	^20	Lary	16	Bunning	.714	Bunning	2.69	Bunning	45	Bunning	*267.1
								Maas	45			
1958	Lary	16	Lary	15	Bunning	.538	Lary	2.90	Aguirre	44	Lary	*260.1
1959	Bunning	17	Foytack	14	Mossi	.654	Mossi	3.36	Morgan	46	Bunning	249.2
	Lary	17										
	Mossi	17										
1960	Lary	15	Lary	15	Mossi	.529	Bunning	2.79	Sisler	41	Lary	*274.1
1961	Lary	23	Bunning	11	Lary	.719	Mossi	2.96	Aguirre	45	Lary	275.1
1962	Bunning	19	Mossi	13	Aguirre	.667	Aguirre	*2.21	Nischwitz	48	Bunning	258.0
1963	Regan	15	Aguirre	15	Regan	.625	Aguirre	3.67	Fox	46	Bunning	248.1
1964	Wickersham	19	Wickersham	12	Lolich	.667	Lolich	3.26	Lolich	44	Wickersham	254.0
1965	McLain	16	Wickersham	14	McLain	.727	McLain	2.61	Gladding	46	Lolich	243.2
1966	McLain	20	Lolich	14	Wilson	.684	Wilson	2.59	Sherry	55	McLain	264.1
1967	Wilson	22	McLain	16	Wilson	.667	Lolich	3.04	Gladding	42	Wilson	264.0
1968	McLain	*31	Wilson	12	McLain	*.838	McLain	1.96	Dobson	47	McLain	*336.0
1969	McLain	*24	Lolich	11	McLain	.727	McLain	2.80	Dobson	49	McLain	*325.0
1970	Lolich	14	Lolich	*19	Cain	.632	Lolich	3.80	Timmerman	61	Lolich	272.2
1971	Lolich	*25	Lolich	14	Coleman	.690	Lolich	2.92	Scherman	69	Lolich	*376.0
1972	Lolich	22	Coleman	14	Lolich	.611	Lolich	2.50	Seelbach	61	Lolich	327.1
1973	Coleman	23	Coleman	15	Hiller	.667	Coleman	3.53	Hiller	65	Lolich	308.2
1974	Hiller	17	Lolich	*21	Coleman	.538	Lolich	4.15	Hiller	59	Lolich	308.0
1975	Lolich	12	Coleman	18	Ruhle	.478	Lolich	3.78	Hiller	36	Lolich	240.2
1976	Fidrych	19	Roberts	17	Fidrych	.679	Fidrych	*2.34	Hiller	36	Roberts	252.0
1977	Rozema	15	Arroyo	18	Rozema	.682	Rozema	3.09	Hiller	45	Rozema	218.1
1978	Slaton	17	Rozema	12	Billingham	.652	Billingham	3.14	Hiller	51	Slaton	233.2
1979	Morris	17	Wilcox	10	Morris	.708	Morris	3.28	Lopez	61	Morris	197.2
1980	Morris	16	Morris	15	Lopez	.684	Petry	3.94	Lopez	67	Morris	250.0
1981	Morris	14	Petry	9	Morris	.667	Petry	3.00	Saucier	38	Morris	198.0
1982	Morris	17	Morris	16	Petry	.625	Petry	3.22	Tobik	51	Morris	266.1
1983	Morris	20	Morris	13	Petry	.633	Morris	3.34	Lopez	57	Morris	*293.2
1984	Morris	19	Morris	11	Petry	.692	Petry	3.24	Hernandez	80	Morris	240.1
1985	Morris	16	Petry	13	Terrell	.600	Morris	3.33	Hernandez	74	Morris	257.0
1986	Morris	21	Terrell	12	King	.733	Morris	3.27	Hernandez	64	Morris	267.0
1987	Morris	18	Morris	11	Terrell	.630	Morris	3.38	Henneman	55	Morris	266.0
1988	Morris	15	Terrell	16	Robinson	.684	Robinson	2.98	Henneman	65	Morris	235.0
1989	Henneman	11	Alexander	*18	Henneman	.733	Tanana	3.58	Henneman	60	Tanana	223.2
1990	Morris	15	Morris	18	Tanana	.529	Morris	4.51	Henneman	69	Morris	249.2
1991	Gullickson	20	Terrell	14	Gullickson	.690	Tanana	3.77	Gibson	68	Gullickson	226.1
1992	Gullickson	14	Gullickson	13	Tanana	.542	Gullickson	4.34	Munoz	65	Gullickson	221.2
1993	Doherty	14	Doherty	11	Gullickson	.591	Wells	4.19	MacDonald	68	Moore	213.2
1994	Moore	11	Belcher	15	Boever	.818	Moore	5.42	Boever	46	Belcher	162.0
1995	Wells	10	Moore	15	Bergman	.412	Lira	4.31	Boever	60	Lira	146.1

# YEARLY TIGERS LEADERS



Year	Wins	Losses	Winning %	ERA	Appearances	Innings Pitched						
1996	Olivares	7	Lira	14	Olivares	.389	Lira	5.22	Myers	83	Lira	194.2
1997	Blair	16	Moehler	12	Blair	.667	Thompson	3.02	Myers	88	Thompson	223.1
1998	Moehler	14	Thompson	15	Moehler	.519	Moehler	3.90	Runyan	88	Thompson	222.0
1999	Mlicki	14	Moehler	*16	Mlicki	.538	Mlicki	4.60	Brocail	70	Moehler	196.1
2000	Moehler	12	Weaver	15	Blair	.625	Weaver	4.32	Anderson	69	Weaver	200.0
2001	Sparks	14	Weaver	16	Sparks	.609	Sparks	3.65	Anderson	62	Sparks	232.0
2002	Redman	8	Sparks	16	Maroth	.375	Redman	4.21	Cedevedo	65	Redman	203.0
	Sparks	8										
2003	Maroth	9	Maroth	21	Maroth	.300	Cornejo	4.67	Walker	78	Cornejo	194.2
2004	Robertson	12	Johnson	15	Robertson	.545	Maroth	4.31	Walker	70	Maroth	217.0
2005	Bonderman	14	Robertson	16	Bonderman	.519	Robertson	4.48	Walker	66	Johnson	210.0
	Maroth	14										
2006	Rogers	17	Robertson	13	Rogers	.680	Verlander	3.63	Rodney	63	Bonderman	214.0
	Verlander	17										
2007	Verlander	18	Robertson	13	Verlander	.750	Verlander	3.66	Jones	63	Verlander	201.2
2008	Galarraga	13	Verlander	17	Galarraga	.650	Galarraga	3.73	Seay	60	Verlander	201.0
2009	Verlander	^19	Galarraga	10	Verlander	.679	Verlander	3.45	Rodney	73	Verlander	*240.0
2010	Verlander	18	Porcello	12	Verlander	.667	Verlander	3.37	Coke	74	Verlander	224.1
2011	Verlander	*24	Penny	11	Verlander	.828	Verlander	*2.40	Valverde	75	Verlander	*251.0
2012	Verlander	17	Porcello	12	Scherzer	.696	Verlander	2.64	Benoit	73	Verlander	*238.1
2013	Scherzer	*21	Verlander	12	Scherzer	*.875	Sanchez	*2.57	Benoit	66	Verlander	218.1
2014	Scherzer	^18	Porcello	13	Scherzer	.783	Scherzer	3.15	Albuquerque	72	Scherzer	220.1
2015	Simon	13	Simon	12	Simon	.520	Simon	5.05	Hardy	70	Simon	187.0
2016	Verlander	16	Sanchez	13	Verlander	.640	Verlander	3.04	J. Wilson	66	Verlander	227.2
2017	Fulmer	10	Zimmermann	13	Verlander	.556	Verlander	3.82	Greene	71	Verlander	172.0
	Verlander	10										
2018	Boyd	9	Boyd	13	Boyd	.409	Boyd	4.39	Jiménez	68	Boyd	170.1
2019	Boyd	9	Turnbull	17	Boyd	.429	Boyd	4.56	Farmer	73	Boyd	185.1
2020	Turnbull	4	Boyd	7	Turnbull	.500	Turnbull	3.97	Cisnero	29	Boyd	60.1
2021	Skubal	8	Skubal	12	Mize	.438	Mize	3.71	Cisnero	67	Mize	150.1

\*Led League; ^Tied for league lead

Year	Saves	Complete Games	Shutouts	HR Allowed	Walks	Strikeouts					
1901	--	Miller	35	Miller	3	Siever	9	Miller	98	Siever	85
1902	--	Mercer	28	Mercer	4	Mercer	5	Mullin	95	Mullin	78
1903	--	Donovan	^34	Mullin	6	Kitson	8	Mullin	*106	Donovan	187
1904	--	Mullin	42	Mullin	7	Kitson	7	Mullin	*131	Mullin	161
1905	--	Mullin	^35	Killian	8	Mullin	4	Mullin	*138	Mullin	168
1906	--	Mullin	35	Donahue	3	Siever	5	Mullin	^108	Mullin	123
1907	--	Mullin	35	Mullin	5	Donovan	3	Mullin	106	Mullin	146
1908	--	Mullin	26	Donovan	6	Summers	3	Mullin	71	Donovan	141
1909	--	Mullin	29	Donovan	4	Willett	5	Mullin	78	Mullin	124
1910	--	Mullin	27	Mullin	5	Stroud	*9	Mullin	102	Donovan	107
1911	--	Mullin	25	Works	3	Mullin	7	Willett	80	Mullin	87
1912	--	Willett	28	Dubuc	2	Lake	3	Dubuc	109	Dubuc	97
1913	--	Dauss	22	Dauss	2	Dauss	4	Dubuc	91	Dauss	107
1914	--	Coveleski	23	Coveleski	5	Coveleski	4	Coveleski	100	Dauss	150
1915	--	Dauss	27	Dubuc	5	Dubuc	5	Dauss	115	Coveleski	150
1916	--	Coveleski	22	Coveleski	3	Coveleski	6	Dauss	90	Coveleski	108
1917	--	Dauss	22	Dauss	6	Dauss	3	James	96	Dauss	102
1918	--	Dauss	21	Boland	4	Dauss	3	Kallio	76	Dauss	73
1919	--	Dauss	22	Leonard	4	Dauss	9	Ehmke	*107	Leonard	102
1920	--	Ehmke	23	Ayers	3	Dauss	11	Ehmke	124	Ayers	103
1921	--	Dauss	16	Leonard	3	Four with	1	Ehmke	15	Leonard	81
1922	--	Pilette	18	Pilette	4	Oldham	14	Ehmke	101	Ehmke	108
1923	--	Dauss	22	Dauss	4	Holloway	12	Pilette	83	Dauss	105
1924	--	Whitehill	16	Whitehill	2	Stoner	13	Whitehill	79	Collins	75
1925	--	Dauss	16	Dauss	1	Whitehill	13	Whitehill	88	Whitehill	83
1926	--	Gibson	16	Wells	4	Stoner	11	Whitehill	79	Whitehill	109
1927	--	Whitehill	17	Whitehill	3	Holloway	10	Whitehill	*105	Whitehill	95
1928	--	Carroll	19	Carroll	2	Stoner	16	Carroll	87	Whitehill	93
1929	--	Uhle	23	Five with	1	Whitehill	16	Sorrell	106	Whitehill	103
1930	--	Uhle	18	Sorrell	2	Uhle	18	Sorrell	106	Uhle	117
1931	--	Whitehill	22	Bridges	2	Whitehill	*22	Whitehill	118	Bridges	105
1932	--	Whitehill	17	Bridges	4	Whitehill	17	Bridges	119	Bridges	108
1933	--	Bridges	17	Bridges	2	Sorrell	18	Bridges	110	Bridges	120
1934	--	Bridges	23	Bridges	3	Bridges	16	Bridges	104	Bridges	151
1935	--	Bridges	23	Rowe	6	Bridges	*22	Bridges	113	Bridges	*163
1936	--	Bridges	26	Bridges	5	Bridges	21	Bridges	115	Bridges	*175
1937	--	Auker	19	Bridges	3	Lawson	17	Lawson	115	Bridges	138
1938	--	Bridges	13	Auker	1	Gill	15	Kennedy	113	Bridges	101
1939	--	Newsom	21	Newsom	3	Rowe	17	Newsom	104	Newsom	164

HISTORY & RECORDS



# YEARLY TIGERS LEADERS

Year	Saves	Complete Games	Shutouts	HR Allowed	Walks	Strikeouts
1940	--	Newsom 20	Newsom 3	Newsom 19	Newsom 100	Newsom 164
1941	--	Newsom 12	Newsom 2	Newsom 15	Newhouser 137	Newsom 175
1942	--	Trout 13	White 4	Trout 15	Newhouser 111	Benton 110
1943	--	Trout 18	Trout 5	Trucks 11	Newhouser *118	Newhouser 144
1944	--	Trout *33	Trout 7	Gentry 9	Gentry *108	Newhouser *187
1945	--	Newhouser *29	Newhouser 8	Mueller 8	Newhouser 110	Newhouser *212
1946	--	Newhouser 29	Newhouser 6	Trucks *23	Newhouser 98	Newhouser 275
1947	--	Newhouser *24	Hutchinson 3	Hutchinson 14	Newhouser 110	Newhouser 176
			Newhouser 3	Trucks 14		
			Overmire 3			
1948	--	Newhouser 19	Newhouser 2	Hutchinson 32	Newhouser 99	Newhouser 143
			Trout 2			
1949	--	Newhouser 22	Trucks 6	Houtteman 19	Trucks 124	Trucks *153
			Newhouser 4	Houtteman *29	Houtteman 99	Gray 102
1950	--	Houtteman 21	Houtteman 4	Houtteman *29	Houtteman 99	Gray 102
1951	--	Gray 9	Hutchinson 2	Gray 17	Gray 95	Gray 131
		Hutchinson 9				
1952	--	Gray 13	Trucks 3	Gray 21	Gray 101	Gray 138
			Wight 3			
1953	--	Garver 13	Gromek 1	Gray *25	Gray 76	Gray 115
			Houtteman 1			
1954	--	Gromek 17	Gromek 4	Gromek *26	Garver 62	Hoelt 114
			Hoelt 4		Zuverink 62	
1955	--	Hoelt 17	Hoelt 7	Gromek *26	Lary 89	Hoelt 133
1956	--	Lary 20	Hoelt 4	Gromek 25	Foytack 142	Foytack 184
1957	--	Bunning 14	Lary 2	Bunning 33	Foytack 104	Bunning 182
			Maas 2			
1958	--	Lary ^19	Bunning 3	Bunning 28	Bunning 79	Bunning 177
			Lary 3			
1959	--	Mossi 15	Lary 3	Bunning *37	Bunning 75	Bunning *201
			Mossi 3			
1960	--	Lary *15	Bunning 3	Lary 25	Bunning 64	Bunning *201
1961	--	Lary *22	Bunning 4	Mossi 29	Bunning 71	Bunning 194
			Lary 4			
1962	--	Bunning 12	Aguirre 2	Bunning 28	Foytack 86	Bunning 184
			Bunning 2			
1963	--	Aguirre 14	Aguirre 3	Bunning *38	Bunning 69	Bunning 196
1964	--	Lolich 12	Lolich 6	Wickersham 28	Wickersham 81	Lolich 192
1965	--	McLain 13	McLain 4	McLain 25	Sparma 75	Lolich 226
1966	--	McLain 14	McLain 4	McLain *42	McLain 104	McLain 192
1967	--	Wilson 12	Lolich 6	McLain *35	Wilson 92	Wilson 184
1968	--	McLain *28	McLain 6	McLain *31	Sparma 77	McLain 280
1969	McMahon 11	McLain 23	McLain 9	McLain 25	Lolich 122	Lolich 271
1970	Timmerman 27	Lolich 13	Lolich 3	Niekro 28	Lolich 109	Lolich 230
1971	Scherman 20	Lolich *29	Lolich 4	Lolich 36	Coleman 96	Lolich *308
1972	Seelbach 14	Lolich 23	Lolich 4	Lolich *29	Coleman 110	Lolich 250
1973	Hiller 38	Lolich 17	Lolich 3	Lolich 35	Coleman 93	Lolich 214
1974	Hiller 13	Lolich 27	Lolich 3	Lolich *38	Coleman 158	Lolich 202
1975	Hiller 14	Lolich 19	Ruhle 3	Coleman 27	Coleman 85	Lolich 139
1976	Hiller 13	Fidrych *24	Fidrych 4	Ruhle 19	Hiller 67	Hiller 117
			Roberts 4			
1977	Foucault 13	Rozema 16	Arroyo 1	Rozema 25	Hiller 61	Hiller 115
			Fidrych 1			
			Rozema 1			
1978	Hiller 15	Wilcox 16	Billingham 4	Slaton 27	Slaton 85	Wilcox 132
1979	Lopez 21	Morris 9	Morris 1	Morris 19	Wilcox 73	Morris 113
			Rozema 1			
1980	Lopez 21	Wilcox 13	Petry 3	Wilcox 24	Morris 87	Morris 112
1981	Saucier 13	Morris 15	Petry 2	Morris 14	Morris *78	Morris 97
			Rozema 2			
1982	Tobik 9	Morris 17	Morris 3	Morris 37	Petry 100	Morris 135
1983	Lopez 18	Morris 20	Petry 2	Petry *37	Petry 99	Morris *232
			Wilcox 2			
1984	Hernandez 32	Morris 9	Petry 2	Petry 21	Morris 87	Morris 148
1985	Hernandez 31	Morris 13	Morris 4	Petry 24	Morris 110	Morris 191
1986	Hernandez 24	Morris 15	Morris 6	Morris 40	Terrell 98	Morris 223
1987	King 9	Morris 13	Alexander 3	Morris 39	Terrell 94	Morris 208
			Tanana 3			
1988	Henneman 22	Terrell 11	Morris 2	Alexander 30	Morris 83	Morris 168
1989	Hernandez 15	Morris 10	Alexander 1	Alexander 28	Alexander 76	Tanana 147
			Robinson 1			
			Tanana 1			
1990	Henneman 22	Morris ^11	Morris 3	Morris 26	Morris 97	Morris 162
1991	Henneman 21	Terrell 8	Tanana 2	Tanana 26	Terrell 79	Tanana 107
			Terrell 2			
1992	Henneman 24	Gullickson 4	Gullickson 1	Gullickson *35	Tanana 90	Tanana 91
			Haas 1			
1993	Henneman 24	Moore 4	Moore 3	Moore *35	Moore 89	Wells 139
1994	Henneman 8	Wells 5	Wells 1	Moore 27	Moore ^89	Belcher 76
1995	Henneman 18	Wells 3	Bergman 1	Moore 24	Moore 68	Lira 89
1996	Olson 8	Olivares 4	Lira 2	Lira 30	Williams 85	Lira 113
1997	Jones 31	Thompson 4	Olivares 2	Moehler 22	Thompson 66	Thompson 151
1998	Jones 28	Thompson 5	Moehler 3	Moehler 30	Thompson 79	Thompson 149
1999	Jones 30	Mlicki 2	Moehler 2	Blair 29	Mlicki 70	Mlicki 119
		Moehler 2				

# YEARLY TIGERS LEADERS



Year	Saves	Complete Games	Shutouts	HR Allowed	Walks	Strikeouts
2000	Jones 42	Moehler 2 Weaver 2	Sparks 1	Nomo 31	Nomo 89	Nomo 181
2001	Anderson 22	Sparks *8	Sparks 1	Lima 23	Weaver 68	Weaver 152
2002	Acevedo 28	Redman 3 Sparks 3 Weaver 3	Weaver 3	Sparks 23	Sparks 67	Redman 109
2003	German 5 Mears 5	Cornejo 2	None	Maroth 34	Bonderman 58 Cornejo 58	Bonderman 108
2004	Urbina 21	Bonderman 2 Johnson 2 Maroth 2	Bonderman ^2	Robertson 30	Bonderman 73	Bonderman 168
2005	Rodney 9 Urbina 9	Bonderman 4	None	Maroth 30	Robertson 65	Bonderman 145
2006	Jones 37	Robertson 1 Verlander 1	Verlander 1	Robertson 29	Robertson 67	Bonderman 202
2007	Jones 38	Verlander 1	Verlander 1	Bonderman 23	Verlander 67	Verlander 183
2008	Rodney 18	Verlander 1	None	Galarrraga 28	Verlander 87	Verlander 163
2009	Rodney 37	Verlander 3	Verlander 1	Jackson 27	Jackson 70	Verlander *269
2010	Valverde 26	Verlander 4	Galarrraga 1	Bonderman 25	Verlander 71	Verlander 219
2011	Valverde *49	Verlander 4	Verlander 2	Scherzer 29	Penny 62	Verlander *250
2012	Valverde 35	Verlander *6	Fister 1 Sanchez 1 Verlander 1	Scherzer 23	Scherzer 60 Verlander 60	Verlander *239
2013	Benoit 24	Fister 1 Porcello 1 Sanchez 1	Sanchez 1	Verlander 19	Verlander 75	Scherzer 240
2014	Nathan 35	Porcello 3	Porcello *3	Porcello 18 Scherzer 18 Verlander 18 Sanchez 29	Verlander 65	Scherzer 252
2015	Soria 23	Price 3	Price 1 Sanchez 1 Simon 1 Verlander 1 Fulmer 1	Sanchez 30 Verlander 30	Simon 68	Price 138 Sanchez 138
2016	Rodríguez 44	Verlander 2	Fulmer 1	Sanchez 29	Verlander 57	Verlander *254
2017	J. Wilson 13	Boyd 1 Fulmer 1	Boyd 1	Zimmermann 29	Verlander 73	Verlander 176
2018	Greene 32	None	None	Zimmermann 28	Liriano 73	Boyd 159
2019	Greene 22	None	None	Boyd 39	Turnbull 59	Boyd 238
2020	Jimenez 5	Boyd 1	None	Boyd 15	Turnbull 29	Boyd 60
2021	Soto 18	Mize 1 Turnbull 1	Turnbull 1	Skubal 35	Skubal 47	Skubal 164

\*Led League; ^Tied for league lead

## TIGERS WITH 100-OR-MORE RUNS SCORED

1901 Jimmy Barrett 110	1924 Ty Cobb 115	Charlie Gehringer 133	1985 Lou Whitaker 102
Doc Casey 105	Harry Heilmann 107	Pete Fox 116	1986 Alan Trammell 107
1907 Sam Crawford 102	1925 Al Wingo 104	Gee Walker 105	1987 Lou Whitaker 110
Davy Jones 101	1927 Charlie Gehringer 110	1938 Hank Greenberg 144	Alan Trammell 109
1908 Matty McIntyre 105	Harry Heilmann 106	Charlie Gehringer 133	1990 Cecil Fielder 104
Sam Crawford 102	Heinie Manush 102	1939 Barney McCosky 120	1991 Cecil Fielder 102
1909 Ty Cobb 116	1928 Charlie Gehringer 108	Hank Greenberg 112	1992 Tony Phillips 114
Donie Bush 114	1929 Charlie Gehringer 131	1940 Hank Greenberg 129	1993 Tony Phillips 113
1910 Ty Cobb 106	Roy Johnson 128	Barney McCosky 123	1997 Brian Hunter 112
1911 Ty Cobb 147	Dale Alexander 110	Charlie Gehringer 108	Tony Clark 105
Donie Bush 126	1930 Charlie Gehringer 144	Rudy York 105	2000 Bobby Higginson 104
Sam Crawford 109	1931 Roy Johnson 107	1946 Eddie Lake 105	2006 Carlos Guillen 100
1912 Ty Cobb 120	1932 Charlie Gehringer 112	1950 George Kell 114	2007 Curtis Granderson 122
Donie Bush 107	John Stone 106	Johnny Lipon 104	Magglio Ordonez 117
1915 Ty Cobb 144	1933 Charlie Gehringer 103	Jerry Priddy 104	Gary Sheffield 107
Ossie Vitt 116	1934 Charlie Gehringer 134	Hoot Evers 100	Placido Polanco 105
1916 Ty Cobb 113	Hank Greenberg 118	1955 Al Kaline 121	2008 Curtis Granderson 112
1917 Donie Bush 112	Billy Rogell 114	Bill Tuttle 102	2010 Miguel Cabrera 111
Ty Cobb 107	Goose Goslin 106	Harvey Kuenn 101	Austin Jackson 103
1921 Ty Cobb 124	Pete Fox 101	1959 Eddie Yost 115	2011 Miguel Cabrera 111
Harry Heilmann 114	1935 Charlie Gehringer 123	1961 Rocky Colavito 129	2012 Miguel Cabrera 109
Bobby Veach 110	Hank Greenberg 121	Norm Cash 119	Austin Jackson 103
Lu Blue 103	Pete Fox 116	Al Kaline 116	2013 Miguel Cabrera 103
1922 Lu Blue 131	1936 Charlie Gehringer 144	1977 Ron LeFlore 100	2014 Miguel Cabrera 101
1923 Harry Heilmann 121	Goose Goslin 122	1978 Ron LeFlore 126	Ian Kinsler 100
Ty Cobb 103	Gee Walker 105	1979 Ron LeFlore 110	2016 Ian Kinsler 117
Lu Blue 100	1937 Hank Greenberg 137	1980 Alan Trammell 107	



# YEARLY TIGERS LEADERS

## TIGERS WITH 200-OR-MORE HITS

1907	Ty Cobb	212	Bobby Veach	202	1953	Hank Greenberg	201	1953	Harvey Kuenn	209	
1909	Ty Cobb	216	1923	Harry Heilmann	211	1954	Hank Greenberg	203	1954	Harvey Kuenn	201
1911	Ty Cobb	248	1924	Ty Cobb	211		Charlie Gehringer	201	1955	Al Kaline	200
	Sam Crawford	217	1925	Harry Heilmann	225	1936	Charlie Gehringer	227	1977	Ron LeFlore	212
1912	Ty Cobb	226	1927	Harry Heilmann	201	1937	Gee Walker	213	1983	Lou Whitaker	206
1915	Ty Cobb	208	1929	Dale Alexander	215		Charlie Gehringer	209	1987	Alan Trammell	205
1916	Ty Cobb	201		Charlie Gehringer	215		Pete Fox	208	2007	Magglio Ordoñez	216
1917	Ty Cobb	225		Roy Johnson	201		Hank Greenberg	200		Picardo Polanco	200
1921	Harry Heilmann	237	1930	Charlie Gehringer	201	1940	Barney McCosky	200	2012	Miguel Cabrera	205
	Bobby Veach	207	1933	Charlie Gehringer	204	1943	Dick Wakefield	200			
1922	Ty Cobb	211	1934	Charlie Gehringer	214	1950	George Kell	218			

## TIGERS WITH 40-OR-MORE DOUBLES

1911	Ty Cobb	47	1927	Harry Heilmann	50	1935	Hank Greenberg	46		Lou Whitaker	40
1915	Bobby Veach	40	1929	Charlie Gehringer	45	1936	Charlie Gehringer	60	2000	Deivi Cruz	46
1917	Ty Cobb	44		Roy Johnson	45		Gee Walker	55		Bobby Higginson	44
1919	Bobby Veach	45		Dale Alexander	43	1937	Hank Greenberg	49	2006	Carlos Guillen	41
1921	Harry Heilmann	43		Harry Heilmann	41		Gee Walker	42	2007	Magglio Ordoñez	54
	Bobby Veach	43	1930	Charlie Gehringer	47		Charlie Gehringer	40	2010	Miguel Cabrera	45
1922	Ty Cobb	42		Marty McManus	40	1939	Hank Greenberg	42	2011	Miguel Cabrera	48
1923	Ty Cobb	40	1931	Dale Alexander	47	1940	Hank Greenberg	50		Victor Martinez	40
	Harry Heilmann	44	1932	Charlie Gehringer	44		Rudy York	46	2012	Miguel Cabrera	40
1924	Harry Heilmann	45	1933	Charlie Gehringer	42	1950	George Kell	56	2014	Miguel Cabrera	52
1925	Harry Heilmann	40		Billy Rogell	42	1959	Harvey Kuenn	42		Ian Kinsler	40
	Frank O'Rourke	40	1934	Hank Greenberg	63	1961	Al Kaline	41	2018	Nicholas Castellanos	46
1926	Harry Heilmann	41		Charlie Gehringer	50	1983	Lance Parrish	42	2021	Jeimer Candelario	42

## TIGERS WITH 20-OR-MORE HOME RUNS

1922	Harry Heilmann	21		Rocky Colavito	22		Lou Whitaker	21		Dean Palmer	29
1929	Dale Alexander	25	1964	Dick McAuliffe	24	1986	Darrell Evans	29		Juan Gonzalez	22
1930	Dale Alexander	20		Norm Cash	23		Kirk Gibson	28	2003	Dmitri Young	29
1934	Hank Greenberg	26		Don Demeter	22		Lance Parrish	22		Craig Monroe	23
1935	Hank Greenberg	36	1965	Norm Cash	30		Alan Trammell	21	2004	Carlos Pena	27
1936	Goose Goslin	24		Willie Horton	29		Darnell Coles	20		Carlos Guillen	20
1937	Hank Greenberg	40	1966	Norm Cash	32		Lou Whitaker	20	2005	Dmitri Young	21
	Rudy York	35		Al Kaline	29	1987	Darrell Evans	34		Craig Monroe	20
1938	Hank Greenberg	58		Willie Horton	27		Matt Nokes	32	2006	Craig Monroe	28
	Rudy York	33		Dick McAuliffe	23		Alan Trammell	28		Brandon Inge	27
	Charlie Gehringer	20	1967	Al Kaline	25		Kirk Gibson	24		Marcus Thames	26
1939	Hank Greenberg	33		Norm Cash	22		Chet Lemon	20		Magglio Ordoñez	24
	Rudy York	20		Dick McAuliffe	22	1988	Darrell Evans	22	2007	Magglio Ordoñez	28
1940	Hank Greenberg	41		Bill Freehan	20	1989	Lou Whitaker	28		Gary Sheffield	25
	Rudy York	33	1968	Willie Horton	36	1990	Cecil Fielder	51		Curtis Granderson	23
1941	Rudy York	27		Norm Cash	25	1991	Cecil Fielder	44		Carlos Guillen	21
1942	Rudy York	21		Bill Freehan	25		Mickey Tettleton	31	2008	Miguel Cabrera	37
1943	Rudy York	34		Jim Northrup	21		Rob Deer	25		Marcus Thames	25
1946	Hank Greenberg	44	1969	Willie Horton	28		Lou Whitaker	23		Curtis Granderson	22
1947	Roy Cullenbine	24		Jim Northrup	25		Travis Fryman	21		Magglio Ordoñez	21
1948	Pat Mullin	23		Norm Cash	22	1992	Cecil Fielder	35	2009	Miguel Cabrera	34
1949	Vic Wertz	20		Al Kaline	21		Mickey Tettleton	32		Curtis Granderson	30
1950	Vic Wertz	27	1970	Jim Northrup	24		Rob Deer	32		Brandon Inge	27
	Hoot Evers	21	1971	Norm Cash	32		Travis Fryman	20	2010	Miguel Cabrera	38
1951	Vic Wertz	27		Willie Horton	22	1993	Mickey Tettleton	32	2011	Miguel Cabrera	30
1952	Walt Dropo*	23		Bill Freehan	21		Cecil Fielder	30		Jhony Peralta	21
1953	Ray Boone**	22	1972	Norm Cash	22		Travis Fryman	22	2012	Miguel Cabrera	44
1954	Ray Boone	20	1975	Willie Horton	25	1994	Cecil Fielder	28		Prince Fielder	30
1955	Al Kaline	27	1977	Jason Thompson	31		Kirk Gibson	23	2013	Miguel Cabrera	44
	Ray Boone	20		Rusty Staub	22	1995	Cecil Fielder	31		Prince Fielder	25
1956	Charlie Maxwell	28		Ben Oglivie	21		Chad Curtis	27	2014	Victor Martinez	32
	Al Kaline	27	1978	Jason Thompson	26	1996	Tony Clark	21		Miguel Cabrera	25
	Ray Boone	25		Rusty Staub	24		Bobby Higginson	26		J.D. Martinez	33
1957	Charlie Maxwell	24	1979	Steve Kemp	26		Cecil Fielder^	26	2015	J.D. Martinez	28
	Al Kaline	23		Champ Summers	20		Melvin Nieves	24	2016	Miguel Cabrera	38
1958	Gail Harris	20		Jason Thompson	20		Travis Fryman	22		Justin Upton	31
1959	Charlie Maxwell	31	1980	Lance Parrish	24	1997	Tony Clark	32		Ian Kinsler	28
	Al Kaline	27		Steve Kemp	21		Bobby Higginson	27		Victor Martinez	27
	Eddie Yost	21	1982	Lance Parrish	32		Damion Easley	22		J.D. Martinez	22
1960	Rocky Colavito	35		Larry Herndon	23		Travis Fryman	22	2017	Justin Upton&	28
	Charlie Maxwell	24	1983	Lance Parrish	27		Melvin Nieves	20		Nicholas Castellanos	26
1961	Rocky Colavito	45		Chet Lemon	24	1998	Tony Clark	34		Ian Kinsler	22
	Norm Cash	41		Larry Herndon	20		Damion Easley	27	2018	Nicholas Castellanos	23
1962	Norm Cash	39	1984	Lance Parrish	33		Bobby Higginson	25	2021	Robbie Grossman	23
	Rocky Colavito	37		Kirk Gibson	27		Luis Gonzalez	23		Eric Haase	22
	Al Kaline	29		Chet Lemon	20	1999	Dean Palmer	38		Jonathan Schoop	22
	Chico Fernandez	20	1985	Darrell Evans	40		Tony Clark	31			
1963	Al Kaline	27		Kirk Gibson	29	2000	Damion Easley	20			
	Norm Cash	26		Lance Parrish	28		Bobby Higginson	30			

\* Also hit 6 HR for BOS; \*\*Also hit 4 HR for CLE; ^ Also hit 13 HR for NYY; & Also hit 7 HR for LAA; (HR with other clubs not included in totals)



# YEARLY TIGERS LEADERS



## TIGERS WITH 100-OR-MORE RBI

1907	Ty Cobb	116	1930	Dale Alexander	135	1950	Vi Wertz	123	1999	Damon Easley	100
1908	Ty Cobb	101	1932	John Stone	108		Hoot Evers	103	2000	Dean Palmer	100
1909	Ty Cobb	107		Charlie Gehringer	107		George Kell	101		Bobby Higginson	102
1910	Sam Crawford	120	1933	Charlie Gehringer	105	1955	Ray Boone	116		Dean Palmer	102
1911	Ty Cobb	144	1934	Hank Greenberg	139		Al Kaline	102	2006	Magglio Ordoñez	104
	Sam Crawford	115		Charlie Gehringer	127	1956	Al Kaline	128	2007	Maglio Ordoñez	139
1912	Sam Crawford	109		Billy Rogell	100	1961	Rocky Colavito	140		Carlos Guillen	102
1914	Sam Crawford	104		Goose Goslin	100		Norm Cash	132	2008	Miguel Cabrera	127
1915	Sam Crawford	112	1935	Hank Greenberg	170	1962	Rocky Colavito	112		Magglio Ordoñez	103
	Bobby Veach	112		Goose Goslin	109	1963	Al Kaline	101	2009	Miguel Cabrera	103
1917	Bobby Veach	103		Charlie Gehringer	108	1965	Willie Horton	104	2010	Miguel Cabrera	126
	Ty Cobb	102	1936	Goose Goslin	125	1966	Willie Horton	100	2011	Miguel Cabrera	105
1919	Bobby Veach	101		Charlie Gehringer	116	1977	Jason Thompson	105		Victor Martinez	103
1920	Bobby Veach	113		Al Simmons	112		Rusty Staub	105	2012	Miguel Cabrera	139
1921	Harry Heilmann	139		Marv Owen	105	1978	Rusty Staub	121		Prince Fielder	108
	Bobby Veach	128	1937	Hank Greenberg	183	1979	Steve Kemp	105	2013	Miguel Cabrera	137
	Ty Cobb	101		Gee Walker	113	1980	Steve Kemp	107		Prince Fielder	106
1922	Bobby Veach	126		Rudy York	103	1983	Lance Parrish	114	2014	Miguel Cabrera	109
1923	Harry Heilmann	115	1938	Hank Greenberg	146	1987	Alan Trammell	105		Victor Martinez	103
1924	Harry Heilmann	113		Rudy York	127	1990	Cecil Fielder	132	2015	J.D. Martinez	102
1925	Harry Heilmann	133		Charlie Gehringer	107	1991	Cecil Fielder	133	2016	Miguel Cabrera	108
	Ty Cobb	102	1939	Hank Greenberg	112	1992	Cecil Fielder	124	2017	Nicholas Castellanos	101
1926	Harry Heilmann	103	1940	Hank Greenberg	150	1993	Cecil Fielder	117			
1927	Harry Heilmann	120		Rudy York	134		Mickey Tettleton	110			
	Bob Fothergill	114	1941	Rudy York	111	1996	Travis Fryman	100			
1928	Harry Heilmann	107	1943	Rudy York	118	1997	Tony Clark	117			
1929	Dale Alexander	137	1946	Hank Greenberg	127		Travis Fryman	102			
	Harry Heilmann	120	1948	Hoot Evers	103		Bobby Higginson	101			
	Charlie Gehringer	106	1949	Vi Wertz	133	1998	Tony Clark	103			

## TIGERS STEALING 20-OR-MORE BASES

1901	Ducky Holmes	35		Tom Jones	22		Bobby Veach	21	1984	Kirk Gibson	29
	Doc Casey	34		Sam Crawford	20	1918	Ty Cobb	34	1985	Kirk Gibson	30
	Kid Gleason	32	1911	Ty Cobb	83		Bobby Veach	21	1986	Kirk Gibson	34
	Jimmy Barrett	26		Donie Bush	40	1919	Ty Cobb	28		Dave Collins	27
	Kid Elberfeld	24		Sam Crawford	37		Donie Bush	22		Alan Trammell	25
1902	Jimmy Barrett	24		George Moriarty	28	1921	Ty Cobb	22	1987	Kirk Gibson	26
	Doc Casey	22		Davy Jones	25	1924	Ty Cobb	23		Alan Trammell	21
	Dick Harley	20		Delos Drake	20	1927	Johnny Neun	22	1988	Gary Pettis	44
1903	Jimmy Barrett	27	1912	Ty Cobb	61		Jack Tavener	20	1989	Gary Pettis	43
1904	Sam Crawford	20		Sam Crawford	41	1928	Harry Rice	20	1991	Milt Cuyler	41
1905	Sam Crawford	22		Donie Bush	35	1929	Charlie Gehringer	27	1995	Chad Curtis	27
1906	Bill Coughlin	31		Baldy Louden	28		Roy Johnson	20	1996	Kimera Barteo	20
	Germany Schaefer	31		George Moriarty	27	1930	Marty McManus	23	1997	Brian Hunter	74
	Matty McIntyre	29	1913	Ty Cobb	52	1931	Roy Johnson	33		Damon Easley	28
	Sam Crawford	24		Donie Bush	44	1932	Gee Walker	30	1998	Brian Hunter	42
	Ty Cobb	23		George Moriarty	33	1933	Gee Walker	26	1999	Juan Encarnacion	33
	Davy Jones	21		Bobby Veach	22	1934	Jo Jo White	28	2001	Roger Cedeno	55
1907	Ty Cobb	49	1914	Ty Cobb	35		Pete Fox	25		Jose Macias	21
	Davy Jones	30		Donie Bush	35		Gee Walker	20		Bobby Higginson	20
	Germany Schaefer	21		George Moriarty	35	1937	Gee Walker	23	2003	Alex Sanchez*	44
	Claude Rossman	20		Sam Crawford	24	1939	Pete Fox	23	2005	Nook Logan	23
1908	Germany Schaefer	40		George Burns	23		Barney McCosky	20	2006	Carlos Guillen	20
	Ty Cobb	39		Bobby Veach	20	1961	Jake Wood	30	2007	Curtis Granderson	26
	Matty McIntyre	20	1915	Ty Cobb	96	1962	Jake Wood	23		Gary Sheffield	22
1909	Ty Cobb	76		Donie Bush	35	1974	Ron LeFlore	23	2009	Curtis Granderson	20
	Donie Bush	53		Oscar Vitt	26	1975	Ron LeFlore	28	2010	Austin Jackson	27
	George Moriarty	34		Sam Crawford	24	1976	Ron LeFlore	58	2011	Austin Jackson	22
	Sam Crawford	30	1916	Ty Cobb	68	1977	Ron LeFlore	39	2012	Quintin Berry	21
1910	Ty Cobb	65		Bobby Veach	24	1978	Ron LeFlore	68	2014	Rajai Davis	36
	Donie Bush	49		Ralph Young	20	1979	Ron LeFlore	78	2015	Anthony Gose	23
	George Moriarty	33	1917	Ty Cobb	55		Lou Whitaker	20	2021	Robbie Grossman	20
	Davy Jones	25		Donie Bush	34	1983	Alan Trammell	30			

\*Also stole 8 bases with MIL (SB with other clubs not included in totals)

## TIGERS PITCHERS WINNING 20-OR-MORE GAMES

1901	Roscoe Miller	23-13	1915	Hooks Daus	24-13	1944	Hal Newhouser	29-9	1969	Denny McLain	24-9
1905	Ed Killian	23-14		Harry Coveleski	22-13		Dizzy Trout	27-14	1971	Mickey Lolich	25-14
	George Mullin	21-21	1916	Harry Coveleski	21-11	1945	Hal Newhouser	25-9		Joe Coleman	20-9
1906	George Mullin	21-18	1919	Hooks Daus	21-9	1946	Hal Newhouser	26-9	1972	Mickey Lolich	22-14
1907	Bill Donovan	25-4	1923	Hooks Daus	21-13	1948	Hal Newhouser	21-12	1973	Joe Coleman	23-15
	Ed Killian	25-13	1934	Schoolboy Rowe	24-8	1956	Frank Lary	21-13	1983	Jack Morris	20-13
	George Mullin	20-20		Tommy Bridges	22-11		Billy Hoft	20-14	1986	Jack Morris	21-8
1908	Ed Summers	24-12	1935	Tommy Bridges	21-10	1957	Jim Bunning	20-8	1991	Bill Gullickson	20-9
1909	George Mullin	29-9	1936	Tommy Bridges	23-11	1961	Frank Lary	23-9	2011	Justin Verlander	24-5
	Ed Willett	21-10	1939	Bobo Newsom	20-11	1966	Denny McLain	20-14	2013	Max Scherzer	21-3
1910	George Mullin	21-12	1940	Bobo Newsom	21-5	1967	Earl Wilson	22-11			
1914	Harry Coveleski	22-12	1943	Dizzy Trout	20-12	1968	Denny McLain	31-6			



# TIGERS STATISTICAL LEADERS

## TIGERS PITCHERS WITH 20-OR-MORE SAVES

1970	Tom Timmerman	27	1988	Mike Henneman	22	2000	Todd Jones	42	2011	Jose Valverde	49
1971	Fred Scherman	20	1990	Mike Henneman	22	2001	Matt Anderson	22	2012	Jose Valverde	35
1973	John Hiller	38	1991	Mike Henneman	21	2002	Juan Acevedo	28	2013	Joaquin Benoit	24
1979	Aurelio Lopez	21	1992	Mike Henneman	24	2004	Ugueth Urbina	21	2014	Joe Nathan	35
1980	Aurelio Lopez	21	1993	Mike Henneman	24	2006	Todd Jones	37	2015	Joakim Soria	23
1984	Guillermo Hernandez	32	1997	Todd Jones	31	2007	Todd Jones	38	2016	Francisco Rodriguez	44
1985	Guillermo Hernandez	31	1998	Todd Jones	28	2009	Fernando Rodney	37	2018	Shane Greene	32
1986	Guillermo Hernandez	24	1999	Todd Jones	30	2010	Jose Valverde	26	2019	Shane Greene	22

## TIGERS PITCHERS WITH 200-OR-MORE STRIKEOUTS

1945	Hal Newhouser	212	1971	Mickey Lolich	308	1986	Jack Morris	223	2013	Max Scherzer	240
1946	Hal Newhouser	275		Joe Coleman	236	1987	Jack Morris	208		Justin Verlander	217
1959	Jim Bunning	201	1972	Mickey Lolich	250	2006	Jeremy Bonderman	202		Anibal Sanchez	202
1960	Jim Bunning	201		Joe Coleman	222	2009	Justin Verlander	269	2014	Max Scherzer	252
1965	Mickey Lolich	226	1973	Mickey Lolich	214	2010	Justin Verlander	219	2016	Justin Verlander	254
1968	Denny McLain	280		Joe Coleman	202	2011	Justin Verlander	250	2019	Matthew Boyd	238
1969	Mickey Lolich	271	1974	Mickey Lolich	202	2012	Justin Verlander	239			
1970	Mickey Lolich	230	1983	Jack Morris	232		Max Scherzer	231			

## TIGERS LEAGUE LEADERS

### AMERICAN LEAGUE BATTING CHAMPIONS

1907	Ty Cobb	.350	1913	Ty Cobb	.390	1921	Harry Heilmann	.394	1949	George Kell	.343	2012	Miguel Cabrera	.330
1908	Ty Cobb	.324	1914	Ty Cobb	.368	1923	Harry Heilmann	.403	1955	Al Kaline	.340	2013	Miguel Cabrera	.348
1909	Ty Cobb	.377	1915	Ty Cobb	.369	1925	Harry Heilmann	.393	1959	Harvey Kuenn	.353	2015	Miguel Cabrera	.338
1910	Ty Cobb	.385	1917	Ty Cobb	.383	1926	Heinie Manush	.378	1961	Norm Cash	.361			
1911	Ty Cobb	.420	1918	Ty Cobb	.382	1927	Harry Heilmann	.398	2007	Magglio Ordonez	.363			
1912	Ty Cobb	.410	1919	Ty Cobb	.384	1937	Charlie Gehringer	.371	2011	Miguel Cabrera	.344			

### AMERICAN LEAGUE HOME RUN CHAMPIONS

1908	Sam Crawford	7	1938	Hank Greenberg	58	1946	Hank Greenberg	44	1990	Cecil Fielder	51	2008	Miguel Cabrera	37
1909	Ty Cobb	9	1940	Hank Greenberg	41	1985	Darrell Evans	40	1991	Cecil Fielder	*44	2012	Miguel Cabrera	44
1935	Hank Greenberg	*36	1943	Rudy York	34									

### AMERICAN LEAGUE RBI CHAMPIONS

1907	Ty Cobb	116	1914	Sam Crawford	104	1935	Hank Greenberg	170	1946	Hank Greenberg	127	1992	Cecil Fielder	124
1908	Ty Cobb	101	1915	Sam Crawford	*112	1937	Hank Greenberg	183	1955	Ray Boone	*116	2010	Miguel Cabrera	126
1909	Ty Cobb	107		Bobby Veach	*112	1940	Hank Greenberg	150	1990	Cecil Fielder	132	2012	Miguel Cabrera	139
1910	Sam Crawford	120	1917	Bobby Veach	103	1943	Rudy York	118	1991	Cecil Fielder	133			
1911	Ty Cobb	144	1918	Bobby Veach	78									

### AMERICAN LEAGUE VICTORY LEADERS

1909	George Mullin	29	1945	Hal Newhouser	25	1957	Jim Bunning	*20	1971	Mickey Lolich	25	2011	Justin Verlander	24
1936	Tommy Bridges	23	1946	Hal Newhouser	*26	1967	Earl Wilson	*22	1981	Jack Morris	*14	2013	Max Scherzer	*21
1943	Dizzy Trout	*20	1948	Hal Newhouser	21	1968	Denny McLain	31	1991	Bill Gullickson	*20	2014	Max Scherzer	*18
1944	Hal Newhouser	29	1956	Frank Lary	21	1969	Denny McLain	24	2009	Justin Verlander	*19			

### AMERICAN LEAGUE ERA CHAMPIONS

1944	Dizzy Trout	2.12	1946	Hal Newhouser	1.94	1976	Mark Fidrych	2.34	2011	Justin Verlander	2.40	2013	Anibal Sanchez	2.57
1945	Hal Newhouser	1.81	1962	Hank Aguirre	2.21									

### AMERICAN LEAGUE STRIKEOUT LEADERS

1935	Tommy Bridges	163	1945	Hal Newhouser	212	1960	Jim Bunning	201	2009	Justin Verlander	269	2012	Justin Verlander	239
1936	Tommy Bridges	175	1949	Virgil Trucks	153	1971	Mickey Lolich	308	2011	Justin Verlander	250	2016	Justin Verlander	254
1944	Hal Newhouser	187	1959	Jim Bunning	201	1983	Jack Morris	232						

\*Tied for league lead

## TRIPLE CROWN WINNERS

### **Ty Cobb • 1909** **.377 BA, 9 HR, 107 RBI**

Batting average, home runs and RBI led the Major Leagues. Also led the Majors with 216 hits, a .517 slugging percentage, 296 total bases and 76 stolen bases. Became the second American League player and fifth overall to win the Triple Crown.

### **Miguel Cabrera • 2012** **.330 BA, 44 HR, 139 RBI**

Batting average, home runs and RBI led the Major Leagues. Also led the Majors with 84 extra-base hits and 377 total bases. Became the ninth American League player and 12th player in Major League history to win the Triple Crown.

### **Hal Newhouser • 1945** **25 Wins, 1.81 ERA, 212 Strikeouts**

Wins, ERA and strikeouts led the Major Leagues. Also led the Majors with 29 complete games, eight shutouts and 313.1 innings pitched. Became the sixth American League pitcher to win the Triple Crown.

### **Justin Verlander • 2011** **24 Wins, 2.40 ERA, 250 Strikeouts**

Wins, ERA and strikeouts led the Major Leagues. Also led the Majors with 251.0 innings pitched. Became the 10th American League pitcher to win the Triple Crown.

# TIGERS ATTENDANCE



## YEARLY ATTENDANCE TOTALS, 1959-2021

Season	Home (Dates)	Home Avg.	Road (Dates)	Road Avg.	Total
1959	1,221,221 (74)	16,502	1,048,287 (72)	14,559	2,269,508
1960	1,167,669 (66)	17,691	1,069,673 (68)	15,730	2,237,342
1961	1,600,710 (62)	25,817	1,218,710 (76)	16,035	2,819,420
1962	1,207,881 (74)	16,322	1,060,976 (76)	13,960	2,268,857
1963	821,952 (71)	11,576	863,707 (74)	11,671	1,685,659
1964	816,139 (65)	12,555	882,254 (71)	12,426	1,698,393
1965	1,029,645 (67)	15,367	782,974 (71)	11,027	1,812,619
1966	1,124,293 (70)	16,061	1,079,938 (71)	15,210	2,204,231
1967	1,447,143 (67)	21,599	1,139,121 (69)	16,509	2,586,264
1968	2,031,847 (73)	27,833	1,351,605 (73)	18,515	3,383,452
1969	1,577,481 (77)	20,486	1,104,752 (74)	14,929	2,682,233
1970	1,501,293 (75)	20,017	1,105,797 (77)	14,631	2,607,090
1971	1,591,073 (77)	20,663	1,072,883 (74)	14,498	2,663,956
1972	1,892,386 (74)	25,572	1,061,515 (69)	15,384	2,953,901
1973	1,724,146 (78)	22,104	1,308,188 (77)	16,989	3,032,334
1974	1,243,080 (75)	16,574	1,048,341 (78)	13,440	2,291,421
1975	1,058,836 (74)	14,308	932,102 (72)	12,945	1,990,938
1976	1,467,020 (74)	19,824	1,308,570 (76)	17,218	2,775,590
1977	1,359,856 (75)	18,131	1,435,756 (73)	19,667	2,795,606
1978	1,714,893 (76)	22,564	1,426,249 (75)	19,016	3,141,142
1979	1,630,929 (75)	21,745	1,548,897 (73)	21,217	3,179,826
1980	1,785,293 (76)	23,490	1,446,946 (76)	19,038	3,232,239
1981	1,149,144 (54)	21,280	858,009 (53)	16,188	2,007,153
1982	1,636,058 (76)	21,527	1,610,612 (75)	21,474	3,246,670
1983	1,829,636 (76)	24,074	1,793,315 (76)	23,596	3,622,951
1984	2,704,794 (76)	35,589	2,160,289 (77)	28,055	4,865,083
1985	2,286,609 (79)	28,944	1,985,780 (79)	25,136	4,272,389
1986	1,899,437 (77)	24,668	1,821,142 (80)	22,764	3,720,579
1987	2,061,830 (80)	25,772	2,018,317 (79)	25,548	4,080,147
1988	2,081,162 (79)	26,343	2,247,436 (80)	28,092	4,328,598
1989	1,543,656 (79)	19,539	2,165,594 (80)	27,069	3,709,250
1990	1,495,785 (80)	18,697	2,134,797 (81)	26,355	3,630,582
1991	1,641,661 (80)	20,520	2,396,528 (79)	30,335	4,038,189
1992	1,423,963 (78)	18,255	2,325,797 (80)	29,072	3,749,760
1993	1,971,421 (81)	24,338	2,387,312 (78)	30,606	4,358,733
1994	1,184,783 (57)	20,785	1,801,889 (55)	32,761	2,986,672
1995	1,180,979 (71)	16,633	1,879,779 (71)	26,475	3,060,758
1996	1,168,610 (81)	14,427	2,074,472 (80)	25,930	3,243,082
1997	1,365,157 (79)	17,280	2,202,386 (80)	27,529	3,567,543
1998	1,409,391 (79)	17,840	2,128,990 (79)	26,949	3,538,381
1999	2,026,441 (81)	25,018	2,156,145 (80)	26,952	4,182,586
2000	2,533,752 (81)	31,281	2,110,536 (81)	26,056	4,644,288
2001	1,921,305 (81)	24,016	2,213,272 (81)	27,666	4,134,577
2002	1,503,623 (80)	18,795	2,033,451 (81)	25,104	3,537,074
2003	1,368,245 (80)	17,103	1,960,621 (81)	24,205	3,328,866
2004	1,917,004 (80)	23,963	2,188,739 (80)	27,359	4,105,743
2005	2,024,485 (80)	25,306	2,081,872 (79)	26,353	4,106,357
2006	2,595,937 (81)	32,049	2,364,269 (81)	29,189	4,960,206
2007	3,047,139 (81)	37,619	2,498,851 (81)	30,850	5,545,990
2008	3,202,645 (81)	39,539	2,344,660 (80)	29,308	5,547,305
2009	2,567,185 (81)	31,694	2,429,043 (82)	29,622	4,996,228
2010	2,461,237 (81)	30,386	2,346,491 (79)	29,702	4,807,728
2011	2,642,045 (81)	32,618	2,237,967 (81)	27,629	4,880,012
2012	3,028,033 (81)	37,383	2,473,687 (81)	30,539	5,501,720
2013	3,083,397 (81)	38,067	2,269,944 (81)	28,024	5,353,341
2014	2,917,209 (81)	36,015	2,332,847 (81)	28,801	5,250,056
2015	2,726,048 (81)	33,655	2,347,842 (79)	29,720	5,073,890
2016	2,493,859 (80)	31,173	2,293,425 (81)	28,314	4,787,284
2017	2,321,599 (81)	28,662	2,138,026 (80)	26,725	4,459,625
2018	1,856,970 (80)	23,212	2,092,634 (80)	26,158	3,949,604
2019	1,501,430 (80)	18,768	1,961,280 (79)	24,826	3,462,710
2021	1,102,621 (81)	13,613	1,292,408 (79)	16,360	2,395,029

## HITTING STREAKS BY TIGERS ROOKIES

A pair of Tigers rookies, Carlos Peña and Omar Infante, each strung together 12-game hitting streaks in 2002. They became just the ninth and 10th rookies, respectively, to post hitting streaks of 12-games-or-longer over the last 59 years for the Tigers. Glenn Wilson tops the list with a 19-game hitting streak in 1982. The complete list since 1953 follows:

Player	Streak	Date	Year
Glenn Wilson	19 games	August 13-September 5	1982
Leon Roberts	17 games	April 13-May 16	1975
Harvey Kuenn	15 games	August 29-September 9	1953
Milt Cuyler	15 games	August 30-September 15	1991
Rick Peters	14 games	August 26-September 8	1980
Harvey Kuenn	13 games	August 7-19	1953
Coot Veal	13 games	August 14-27	1958
Dan Meyer	13 games	June 27-July 9	1975
Carlos Peña	12 games	September 8-21	2002
Omar Infante	12 games	September 13-27	2002



# TIGERS ATTENDANCE

## TIGERS ATTENDANCE RECORDS

Category	Date	Total	Note
Season Total	2008	5,547,305	Finished 5th in AL Central
Home	2008	3,202,645	Finished 5th in AL Central
Road	2007	2,498,851	Finished 2nd in AL Central
Opening Day	4/6/1971	54,089	vs. Cleveland
Single Game	9/26/1948	57,888	vs. Cleveland
Night Game	8/9/1948	56,586	vs. Cleveland
Smallest Single Game	9/24/1928	404	vs. Boston
Smallest Night Game	8/20/1964	2,173	vs. Los Angeles (AL)
Doubleheader	7/20/1947	58,369	vs. New York (AL)
Twilight Doubleheader	6/27/1961	57,271	vs. Chicago
ALDS Game	10/7/2013	43,973	vs. Oakland
ALCS Game	10/5/1984	52,188	vs. Kansas City
World Series Game	10/6/1940	55,189	vs. Cincinnati
All-Star Game	7/8/1941	54,674	AL 7, NL 5

## TOP 10 CROWDS - COMERICA PARK

Rank	Total	Date	Opponent
1	45,280	7/26/2008	Chicago (AL)
2	45,068	3/31/2014	Kansas City
3	45,051	4/5/2013	New York (AL)
4	45,049	4/8/2016	New York (AL)
5	45,030	4/6/2015	Minnesota
6	45,027	4/5/2012	Boston
7	45,010	4/9/2010	Cleveland
8	44,934	3/31/2008	Kansas City
9	44,846	9/24/2011	Baltimore
10	44,799	4/8/2011	Kansas City

## TOP 10 CROWDS - TIGER STADIUM

Rank	Total	Date	Opponent
1	58,369	7/20/1947	New York (AL) (dh)
2	57,888	9/26/1948	Cleveland
3	57,271	6/27/1961	Chicago (AL) (tn)
4	57,235	8/18/1946	St. Louis (dh)
5	57,149	4/28/1946	Cleveland
6	57,130	5/19/1946	Boston (dh)
7	56,787	6/8/1947	Boston
8	56,586	8/9/1948	Cleveland (n)
9	56,548	9/16/1950	New York (AL)
10	56,367	5/30/1947	St. Louis (dh)

## ATTENDANCE RECORDS BY OPPONENT

Opponent	Total	At Home		Note	Total	On the Road	
		Date	Note			Date	Note
Arizona	43,163	6/25/2011	SAT/N**	48,804	5/17/2008	SUN	
Atlanta	42,881	4/27/2013	N**	51,220	10/2/2016	N	
Baltimore	53,959	7/12/1970	DH	51,764	6/10/1984	DH	
Boston	57,130	5/19/1946	DH	46,995	8/19/1934	DH	
Chicago (AL)	57,271	6/27/1961	TN	47,795	7/12/1979	TN	
Chicago (NL)	42,332	6/25/2009	**	42,292	6/14/2012		
Cincinnati	43,128	5/20/2006	SAT/N**	42,443	6/9/2012	SAT	
Cleveland	57,888	9/26/1948	SUN	78,187	7/2/1950	SUN	
Colorado	42,811	8/2/2014	SAT/N**	49,015	6/19/2011	SUN	
Houston	40,315	5/15/2013	**	41,177	7/17/1999	SAT	
Kansas City	51,041	7/9/1976	N	41,251	8/5/1985	N	
Los Angeles (AL)	52,682	6/14/1970	SUN	59,502	6/8/1991	SUN	
Los Angeles (NL)	42,348	6/14/2008	SAT**	53,231	4/8/2014	N	
Miami	38,524	6/12/2004	SAT/N**	36,911	4/5/2016	OD	
Milwaukee	51,473	4/7/1989	OD	54,630	7/6/1979	N	
Minnesota	52,622	6/17/1973	SUN	54,088	10/6/2009		
New York (AL)	58,404	8/22/1943	SUN/DH	79,000	8/14/1934	DH	
New York (NL)	42,364	6/9/2007	SAT/N	40,691	5/25/2019	SAT	
Oakland	53,565	7/25/1971	DH	53,498	4/3/2000	OD	
Philadelphia	42,317	7/26/2013	FRI/N**	45,537	6/17/2007	SUN	
Pittsburgh	42,953	5/19/2012	SAT**	39,933	4/13/2015	HO	
St. Louis	44,446	6/24/2008	N**	47,716	6/12/1999	SAT/N	
San Diego	21,895	6/15/2005	N**	42,182	4/12/2014	SAT/N	
San Francisco	38,983	7/2/2011	SAT/N**	41,554	6/6/2003	FRI/N	
Seattle	44,207	5/27/1977	N	57,118	5/31/1997	SAT/N	
Tampa Bay	45,768	4/7/1998	HO	45,369	3/31/1998	OD	
Texas	51,504	4/12/1988	HO	48,303	8/11/2012	SAT/N	
Toronto	52,528	4/7/1978	OD	50,532	7/31/1993	SAT	
Washington	41,880	7/30/2013	N**	35,695	5/11/2016	N	

Notes: \*\*-Comerica Park; DH-Doubleheader; TN-Twilight Doubleheader; N-Night Game; OD-Opening Day; HO-Home Opener

# TIGERS ALL-TIME MANAGERS



## MANAGERS

Years	Manager	Seasons	Games	W	L	Pct.
1901	George Stallings	1	135	74	61	.548
1902	Frank Dwyer	1	135	52	83	.385
1903-04	Ed Barrow	2	214	97	117	.453
1904*	Bobby Lowe	1	74	30	44	.405
1905-06	Bill Armour	2	302	150	152	.497
1907-20	Hughie Jennings	14	2103	1131	972	.538
1921-26	Ty Cobb	6	923	479	444	.519
1927-28	George Moriarty	2	207	150	157	.489
1929-33; 1955-56	Bucky Harris	7	1073	516	557	.481
1933*; 1938-42	Del Baker	6	675	358	317	.530
1934-38	Mickey Cochrane	5	710	413	297	.582
1943-48	Steve O'Neill	6	923	509	414	.551
1949-52	Red Rolfe	4	534	278	256	.521
1952-54	Fred Hutchinson	3	390	155	235	.397
1957-58	Jack Tighe	2	203	99	104	.488
1958*-59	Bill Norman	2	122	58	64	.475
1959-60	Jimmy Dykes	2	233	118	115	.506
1960*	Billy Hitchcock	1	1	1	0	1.000
1960	Joe Gordon	1	57	26	31	.456
1961-63	Bob Scheffing	3	383	210	173	.548
1963-66	Chuck Dressen	4	410	221	189	.539
1965*-66*	Bob Swift	2	99	56	43	.566
1966*	Frank Skaff	1	79	40	39	.506
1967-70	Mayo Smith	4	648	363	285	.560
1971-73	Billy Martin	3	461	253	208	.549
1973*	Joe Schultz	1	19	9	10	.474
1974-78	Ralph Houk	5	806	363	443	.450
1979	Les Moss	1	53	27	26	.509
1979*	Dick Tracewski	1	2	2	0	1.000
1979-95	Sparky Anderson	17	2579	1331	1248	.516
1996-98	Buddy Bell	3	461	184	277	.399
1998*-99	Larry Parrish	2	185	82	104	.441
2000-2002	Phil Garner	3	330	145	185	.439
2002	Luis Pujols	1	155	55	100	.355
2003-2005	Alan Trammell	3	486	186	300	.383
2006-2013	Jim Leyland	8	1297	700	597	.540
2014-2017	Brad Ausmus	4	646	314	332	.486
2018-2020	Ron Gardenhire	3	373	132	241	.354
2020*	Lloyd McClendon	1	8	2	6	.250
2021-	A.J. Hinch	1	162	77	85	.475

\*interim

## TIGERS ALL-TIME COACHES

### MAJOR LEAGUE COACHES

Adair, Rick	1996-99	Durham, Leon	2017	Kress, Red	1940	Perkins, Cy	1934-39
Alou, Felipe	2002	Ens, Jewel	1932	Lamont, Gene	2006-17	Pico, Jeff	2018-20
Anderson, Rick	2018-20	Ezell, Glenn	1996	Landestoy, Rafael	2002	Pinson, Vada	1985-91
Appling, Luke	1960	Ferrell, Rick	1950-53	Leifield, Lefty	1927-28	Pujols, Luis	2002
Baker, Del	1933-38	Ferrick, Tom	1960-63	Liddle, Steve	2018-19	Resinger, Grover	1969-70
Bartee, Kimera	2021	<b>Fetter, Chris</b>	<b>2021-</b>	<b>Lombard, George</b>	<b>2021-</b>	Rettennund, Merv	2002
Bartell, Dick	1949-52	Fields, Bruce	2003-05	Lund, Don	1957-58	Roarke, Mike	1965-66, 1970
Belliard, Rafael	2006-13	Fowler, Art	1971-73	Lyons, Ted	1949-53	Rojas, Mike	2011-13
Billmeyer, Mick	2014-17	Francona, Terry	1996	Madlock, Bill	2000-01	Roof, Gene	1992-95
Blackburn, Wayne	1963-64	Gehring, Charlie	1942	Matlack, Jon	1996	Rowe, Schoolboy	1954-55
Bosio, Chris	2018	Gibson, Kirk	2003-05	Mansolino, Doug	2000-02	Sain, Johnny	1967-69
Bresnahan, Roger	1930-31	Gladding, Fred	1976-78	Martin, Matt	2014-17	Samuel, Juan	1999-2005
Bridges, Tommy	1946	Gordon, Joe	1956	McBride, George	1925-26, 1929	<b>Santiago, Ramon</b>	<b>2018-</b>
Brinkman, Ed	1979	Grammas, Alex	1980-91	McCatty, Steve	2002	Schultz, Joe	1971-76
Brookens, Tom	2010-13	Grodzicki, Johnny	1979	McGuire, Deacon	1911-16	Shaughnessy, Shag	1928
Brown, Gates	1978-84	Hale, Chip	2021	McClendon, Lloyd	2006-13, 2017-20	Shellenback, Jim	1946-47
Burke, Jimmy	1914-17	Hamilton, Steve	1975	Meyer, Benny	1928-30	Silvera, Charlie	1971-73
Carisch, Fred	1923-24	Harrah, Toby	1998, 2012-13	Melvin, Bob	2000	Skaaf, Frank	1965-66, 1971
Cavarretta, Phil	1961-63	Hatfield, Fred	1977-78	Miller, Bing	1938-41	Slaughter, Don	2006
Clark, Dave	2014-20	Heffner, Don	1961	Mills, Art	1944-48	Sweeney, Bill	1947-48
Clark, Phil	2018-20	Hegan, Jim	1974-78	Moses, Wally	1967-70	Swift, Bob	1953-54, 1963-66
Cluck, Bob	2003-05	Henrich, Tommy	1958-59	Muffett, Billy	1985-94	Tighe, Jack	1942
Coleman, Bob	1932	Hernandez, Chuck	2006-08	Mullin, Pat	1963-66	Tracewski, Dick	1972-95
Coles, Darnell	2014	Herdon, Larry	1992-98	Myatt, George	1962-63	Trammell, Alan	1999
Consono, Billy	1979-92	<b>Hessman, Mike</b>	<b>2021-</b>	Naragon, Hal	1967-69	Treuel, Ralph	1995
<b>Coolbaugh, Scott</b>	<b>2021-</b>	Hill, Perry	1997-99	Newhan, David	2015-16	Van Slyke, Andy	2006-09
Coombs, Jack	1920	Hitchcock, Billy	1955-60	<b>Nieves, Juan</b>	<b>2021-</b>	Vavra, Joe	2018-20
Craig, Roger	1980-84	Hopp, Johnny	1954	O'Neill, Steve	1941	Vincent, Al	1943-44
Cramer, Doc	1948	Howley, Dan	1919, 1921-22	Ott, Ed	2001-02	Vizquel, Omar	2014-17
Cruz Jr., Jose	2021	Hudlin, Willis	1957-59	Overmire, Stubby	1963-66	Warthen, Dan	1999-2002
Cuccinello, Tony	1967-68	Jones, Jeff	1995, 1998-00, 2002, 2007-15	Parrish, Lance	1999-2001, 2003-05	White, Jerry	1997-98
Davenport, Jim	1991	Joyner, Wally	2014-16	Parrish, Larry	1997-98	White, Jo-Jo	1960
Deal, Cot	1973-74	Kelleher, Mick	2003-05	<b>Paul, Josh</b>	<b>2020-</b>	Whitmer, Alan	1992-94
Deaton, Bill	1918	Kendall, Fred	1996-98			Williams, Otto	1925
Dubee, Rich	2016-17	Knapp, Rick	2009-11				
Dubuc, Jean	1930-31						



# TIGERS ALL-TIME ROSTER

## AMERICAN LEAGUE, 1901-2021

1,698 players have worn a Tigers uniform in a regular season game

### — A —

Abbott, Glenn (RHP) 1983-84  
 Aber, Al (LHP) 1953-57  
 Acevedo, Justin (RHP) 2002  
 Adams, Austin (RHP) 2019  
 Adams, Bob (C) 1977  
 Adduci, Jim (OF) 2017-18  
 Aguirre, Hank (LHP) 1958-67  
 Ahearne, Pat (RHP) 1995  
 Ainsmith, Eddie (C) 1919-21  
 Akers, Bill (IF) 1929-31  
 Albuquerque, Al (RHP) 2011-15  
 Alcántara, Sergio (INF) 2020  
 Alcántara, Victor (RHP) 2017-19  
 Aldred, Scott (LHP) 1990-92, 1996  
 Alexander, Dale (IF/OF) 1929-32  
 Alexander, Doyle (RHP) 1987-89  
**Alexander, Tyler (LHP) 2019-**  
 Allanson, Andy (C) 1991  
 Allen, Dusty (IF/OF) 2000  
 Allen, Rod (OF) 1984  
 Alten, Ernie (LHP) 1920  
 Alusik, George (OF) 1958, 1961-62  
 Alvarado, Luis (IF) 1977  
 Alvarez, Gabe (IF) 1998-00  
 Alvarez, Jose (LHP) 2013  
 Alvarez, Ossie (IF) 1959  
 Amoros, Sandy (OF) 1960  
 Anderson, Bob (RHP) 1963  
 Anderson, Josh (OF) 2009  
 Anderson, Matt (RHP) 1998-2003  
 Archer, Jimmy (C/IF) 1907  
 Archie, George (IF) 1938  
 Arndt, Harry (IF/OF) 1902  
 Arroyo, Fernando (RHP) 1975, 1977-79  
 Auker, Elden (RHP) 1933-38  
 Ausmus, Brad (C) 1996, 1999-00  
 Averill, Earl (OF) 1939-40  
 Avery, Steve (LHP) 2003  
 Avila, Alex (C) 2009-15, 2017  
 Aviles, Mike (IF) 2016  
 Aybar, Erick (IF) 2016  
 Ayers, Doc (RHP) 1919-21

### — B —

**Baddoo, Aki (OF) 2021-**  
 Baey, Sandy (RHP) 2018-19  
 Bailey, Bill (LHP) 1913  
 Bailey, Howard (LHP) 1981-83  
 Bair, Doug (RHP) 1983-85  
 Baker, Del (C) 1914-16  
 Baker, Doug (IF) 1984-87  
 Baker, Jeff (IF/OF) 2012  
 Baker, Steve (RHP) 1978-79  
 Bako, Paul (C) 1998  
 Baldwin, Billy (OF) 1975  
 Balesiter, Collin (RHP) 2012  
 Bando, Chris (C) 1988  
 Barbato, Johnny (RHP) 2018  
 Bare, Ray (RHP) 1975-77  
 Barfoot, Clyde (RHP) 1926  
 Barnes, Frank (LHP) 1929  
 Barnes, Sam (IF) 1921  
 Barnes, Skeeter (IF/OF) 1991-94  
 Barrett, Jimmy (OF) 2001-05  
 Barte, Kimera (OF) 1996-99  
 Bartell, Dick (IF) 1940-41  
 Bashang, Al (OF) 1912  
 Bassler, Johnny (C) 1921-27  
 Batts, Matt (C) 1952-54  
 Baumann, Paddy (IF/OF) 1911-14  
 Baumgartner, Harry (RHP) 1920  
 Baumgartner, John (IF) 1953  
 Bautista, Danny (OF) 1993-96  
 Bautista, Dennis (RHP) 2008  
 Bautista, Jose (RHP) 1997  
 Bazardo, Yorman (RHP) 2007-08  
 Beamon, Trey (OF/DH) 1998  
 Bean, Billy (OF) 1987-89  
 Beane, Billy (OF) 1988  
 Beard, Dave (RHP) 1989  
 Bearden, Gene (LHP) 1951  
 Beck, Erve (IF/OF) 1902  
 Beck, Walter (RHP) 1944  
 Beckendorf, Heinie (C) 1909-10  
 Becker, Rich (OF) 2000  
 Beckham, Gordon (IF) 2019

Belardi, Wayne (IF/OF) 1954-56  
 Belcher, Tim (RHP) 1994  
 Bell, Beau (OF) 1939  
 Bell, Chad (LHP) 2017-18  
 Below, Duane (LHP) 2011-14  
 Beltran, Francis (RHP) 2008  
 Benoit, Joaquin (RHP) 2011-13  
 Benton, Al (RHP) 1938-42, 1945-48  
 Berberet, Lou (C) 1959-60  
 Berenguer, Juan (RHP) 1982-85  
 Bergman, Dave (IF) 1984-92  
 Bergman, Sean (RHP) 1993-95  
 Bernazardo, Tony (IF) 1991  
 Bernero, Adam (RHP) 2000-03  
 Bero, Johnny (IF) 1948  
 Berroa, Gerónimo (DH/OF) 1998  
 Berry, Neil (IF) 1948-52  
 Berry, Quintin (OF) 2012-13  
 Bertio, Reno (IF/OF) 1953-58, 1961-62  
 Betemit, Wilson (IF) 2011  
 Beverin, Jason (RHP) 2002  
 Beville, Monte (C/IF) 1904  
 Bilko, Steve (IF) 1960  
 Billingham, Jack (RHP) 1978-80  
 Billings, Josh (RHP) 1927-29  
 Birrer, Babe (RHP) 1955  
 Black, Bud (RHP) 1952, 1955-56  
 Blair, Willie (RHP) 1997, 1999-2001  
 Blesstik, Ike (OF) 1972  
 Blomdahl, Ben (RHP) 1995  
 Bloodworth, Jimmy (IF) 1942-43, 1946  
 Blue, Lu (IF/OF) 1921-27  
 Bocachica, Hiram (OF) 2002-03  
 Bockhter, Doug (RHP) 1998  
 Bockus, Randy (RHP) 1989  
 Boehler, George (RHP) 1912-16  
 Boesch, Brennan (OF) 2010-13  
 Boever, Joe (RHP) 1993-95  
 Bogart, John (RHP) 1920  
 Bohanon, Brian (LHP) 1995  
 Boland, Bernie (RHP) 1915-20  
 Boling, Frank (IF) 1954, 1956-60  
 Bolling, Milt (IF) 1958  
 Bolton, Cliff (C) 1937  
 Bolton, Tom (LHP) 1993  
 Bonderman, Jeremy (RHP) 2003-10, 2013  
 Bonifacio, Jorge (OF) 2020  
 Bonine, Eddie (RHP) 2008-10  
 Boone, Danny (RHP) 1921  
 Boone, Ray (IF) 1953-58  
 Borkowski, Dave (RHP) 1999-2001  
 Borom, Red (IF) 1944-45  
 Boros, Steve (IF) 1957-58, 1961-62  
 Borow, Hank (RHP) 1950-51  
 Boswell, Dave (RHP) 1971  
 Boyd, Matthew (LHP) 2015-21  
 Brady, Jim (LHP) 1956  
 Branca, Ralph (RHP) 1953-54  
 Brideweser, Jim (IF) 1956  
 Bridges, Rocky (IF) 1959-60  
 Bridges, Tommy (RHP) 1930-43, 1945-46  
 Brinkman, Ed (IF) 1971-74  
 Brocail, Doug (RHP) 1997-2000  
 Brogna, Rico (IF) 1992  
 Brookens, Ike (RHP) 1975  
 Brookens, Tom (IF/OF) 1979-88  
 Brower, Lou (IF) 1931  
 Brown, Chris (IF) 1989  
 Brown, Darrell (OF) 1981  
 Brown, Dick (C) 1961-62  
 Brown, Gates (OF/IF) 1963-75  
 Brown, Ike (IF/OF) 1969-74  
 Browning, Frank (RHP) 1910  
 Bruce, Bob (RHP) 1959-61  
 Bruckmiller, Andy (RHP) 1905  
 Brumley, Mike (IF/OF) 1989  
 Brunsberg, Arlo (C) 1966  
 Brunson, Will (LHP) 1998-99  
 Bruton, Billy (OF) 1961-64  
 Bucha, Johnny (C) 1953  
 Buddin, Don (IF) 1962  
 Buelow, Fritz (C/IF) 1901-04  
 Bullard, George (IF) 1954  
 Bunning, Jim (RHP) 1955-63  
 Burke, Les (IF/C) 1923-26  
 Burns, Bill (LHP) 1912

Burns, George (IF) 1914-17  
 Burns, Jack (IF) 1936  
 Burns, Joe (OF) 1913  
 Burns, John (IF) 1903-04  
 Burnside, Pete (LHP) 1959-60  
 Burnside, Sheldon (LHP) 1978-79  
 Burrows, Beau (RHP) 2020-21  
 Bush, Donie (IF) 1908-21  
 Butera, Sal (C) 1983  
 Byrd, Harry (RHP) 1957  
 Byrdak, Tim (LHP) 2007

### — C —

Cabell, Enos (IF/OF) 1982-83  
**Cabrera, Miguel (IF) 2008-**  
 Cadaret, Greg (LHP) 1994  
 Cain, Bob (LHP) 1951  
 Cain, Les (LHP) 1968, 1970-72  
 Calvert, Paul (RHP) 1950-51  
**Cameron, Daz (OF) 2020**  
 Campbell, Bill (RHP) 1986  
 Campbell, Bruce (OF) 1940-41  
 Campbell, Dave (IF) 1967-68  
 Campbell, Paul (IF) 1948-50  
**Candelario, Jeimer (IF) 2017-**  
 Cantrell, Guy (RHP) 1930  
 Capellan, Jose (RHP) 2007  
 Cappuzzello, George (LHP) 1981  
 Cardona, Javier (C) 2000-01  
 Carisch, Fred (C) 1923  
**Carlton, Drew (RHP) 2021-**  
 Carpenter, Ryan (LHP) 2018-19  
 Carr, Charlie (IF) 1903-04  
 Carreon, Mark (OF) 1992  
 Carrera, Ezequiel (OF) 2014  
 Carroll, Ownie (RHP) 1925, 1927-30  
 Carswell, Frank (OF) 1953  
 Cary, Chuck (LHP) 1985-86  
 Casale, Jerry (RHP) 1961-62  
 Casanova, Raul (C) 1996-98  
 Casey, Doc (IF) 1901-02  
 Casey, Joe (C/OF) 1909-11  
 Casey, Sean (IF) 2006-07  
 Cash, Norm (IF/OF) 1960-74  
 Cash, Ron (IF/OF) 1973-74  
 Castellanos, Nicholas (IF/OF) 2013-19  
 Caster, George (RHP) 1945-46  
 Castillo, Frank (RHP) 1998  
 Castillo, Marty (C/IF) 1981-85  
 Castro, Anthony (RHP) 2020  
**Castro, Harold (IF) 2018-**  
**Castro, Willi (IF) 2019-**  
 Catalanotto, Frank (IF) 1997-99  
 Cavet, Pug (LHP) 1911, 1914-15  
 Cedeno, Andujar (IF) 1996  
 Cedeno, Roger (OF) 2001  
 Cerutti, John (LHP) 1991  
 Cespedes, Yoenis (OF) 2015  
 Chamberlain, Joa (RHP) 2014-15  
 Chance, Dean (RHP) 1971  
 Chiti, Harry (C) 1960-61  
 Chris, Mike (LHP) 1979  
 Chrisley, Neil (OF/IF) 1959-60  
 Christian, Bob (IF/OF) 1968  
 Christman, Mark (IF) 1938-39  
 Christopher, Mike (RHP) 1995-96  
 Cicotte, Al (RHP) 1958  
 Cicotte, Eddie (RHP) 1905  
**Cisnero, José (RHP) 2019-**  
 Claire, Dave (IF) 1920  
 Clark, Danny (IF/OF) 1922  
 Clark, Jermaine (IF) 2001  
 Clark, Mel (OF) 1957  
 Clark, Phil (OF) 1992  
 Clark, Tony (IF) 1995-2001  
 Clarke, Rig (C) 1905  
 Clarke, Nuf (RHP) 1923-24  
 Claus, Al (LHP) 1913  
 Clevlen, Brent (OF) 2006-08  
 Clifton, Flea (IF) 1934-37  
 Cobb, Joe (PH) 1918  
 Cobb, Ty (OF/IF/RHP) 1905-26  
 Cochrane, Mickey (C) 1934-37  
 Coffey, Jack (IF) 1918  
 Coffman, Slick (RHP) 1937-39  
 Coke, Phil (LHP) 2010-14  
 Colavito, Rocky (OF) 1960-63

Colbert, Nate (IF) 1975  
 Cole, Bert (LHP) 1921-25  
 Coleman, Joe, Sr. (RHP) 1955  
 Coleman, Joe, Jr. (RHP) 1971-76  
 Coleman, Louis (RHP) 2018  
 Coleman, Vince (OF) 1997  
 Coles, Darnell (OF) 1986-87, 1990  
 Collier, Orlin (RHP) 1931  
 Collins, Dave (OF) 1986  
 Collins, Kevin (IF/OF) 1970-71  
 Collins, Rip (RHP) 1923-27  
 Collins, Tyler (OF) 2014-17  
 Colon, Roman (RHP) 2005-06  
 Colyer, Steve (LHP) 2004  
 Comer, Wayne (OF/C) 1967-68, 1972  
 Comstock, Ralph (RHP) 1913  
 Conger, Dick (RHP) 1940  
 Conkwright, Allen (RHP) 1920  
 Connelly, Bill (RHP) 1950  
 Cook, Earl (RHP) 1941  
 Cooley, Dick (OF) 1905  
 Coombs, Jack (RHP) 1920  
 Cooper, Wilbur (LHP) 1926  
 Corcoran, Tim (OF) 1977-80  
 Cordero, Francisco (RHP) 1999  
 Cornejo, Nate (RHP) 2001-2004  
 Corriden, Red (IF) 1912  
 Cottier, Chuck (IF) 1961  
 Couch, Johnny (RHP) 1917  
 Coughlin, Bill (IF) 1904-08  
 Courtney, Ernie (IF) 1903  
 Coveski, Harry (LHP) 1914-18  
 Covington, Bill (RHP) 1911-12  
 Cowens, Al (OF) 1980-81  
 Cox, Red (RHP) 1920  
 Cramer, Doc (OF) 1942-48  
 Crawford, Jim (LHP) 1976-78  
 Crawford, Sam (OF/IF) 1903-17  
 Creek, Doug (LHP) 2005  
 Crimian, Jack (RHP) 1957  
 Cristante, Leo (RHP) 1955  
 Crockett, Davey (IF) 1901  
 Cron, C.J. (INF) 2020  
 Cronin, Jack (RHP) 1901-02  
 Crosby, Casey (LHP) 2012-14  
 Croucher, Frank (IF) 1939-41  
 Crow, Dean (RHP) 1998  
 Crowder, General (RHP) 1934-36  
 Cructeta, Francisco (RHP) 2008  
 Crumpler, Ray (LHP) 1920  
 Cruz, Delivi (IF) 1997-2001  
 Cruz, Fausto (IF) 1996  
 Cruz, Jacob (OF) 2002  
 Cruz, Nelson (RHP) 1999-2000  
 Cuevas, William (RHP) 2017  
 Cullenberg, Roy (OF) 1938-39, 1945-47  
 Cummings, John (LHP) 1996-97  
 Cunningham, George (RHP/OF) 1916-19, 1921  
 Curry, Harry (IF) 1918  
 Curtis, Chad (OF) 1995-96  
 Cutshaw, George (IF) 1922-23  
 Cuyler, Milt (OF) 1990-95

### — D —

Dalton, Jack (OF) 1916  
 Dalton, Mike (LHP) 1991  
 Damon, Johnny (OF) 2010  
 Daniel, Chuck (RHP) 1957  
 Darenbourg, Vic (LHP) 2005  
 Datz, Jeff (C/DH) 1989  
 Daugherty, Doc (PH) 1951  
 Dauss, Hokey (RHP) 1912-26  
 Davie, Jerry (RHP) 1959  
 Davis, Eric (OF) 1993-94  
 Davis, Harry (IF) 1932-33  
 Davis, Rajai (OF) 2014-15  
 Davis, Storm (RHP) 1993-94  
 Davis, Woody (RHP) 1938  
 Deal, Charlie (IF) 1912-13  
 Deer, Rob (OF) 1991-93  
 Deering, John (RHP) 1903  
 DeFato, Tony (IF) 1917  
 Dejesus, Ivan (IF) 1988  
 DeJongh, Mark (IF) 1982  
 DeLoach, L. Cruz (RHP) 2007  
 Delahanty, Jim (IF) 1909-12

# TIGERS ALL-TIME ROSTER



de los Santos, Luis (OF) 1991  
**Del Pozo, Miguel (LHP) 2021-**  
 Delsing, Jim (OF) 1952-56  
 Demeritte, Travis (OF) 2019-20  
 Demeter, Don (OF/IF) 1964-66  
 Demeter, Steve (IF) 1959  
 Demmitt, Ray (OF) 1914  
 den Dekker, Matt (OF) 2017  
 Deneshy, Bill (RHP) 1971  
 Desautels, Gene (C) 1930-33  
 DeSilva, John (RHP) 1993  
 DeViveiros, Bernie (IF) 1927  
 Didier, Bob (C) 1973  
 DiFelice, Mike (C) 2004  
 Dillard, Steve (IF) 1978  
 Dillon, Pop (IF) 1901-02  
 Dingman, Craig (RHP) 2004-05  
 Dirks, Andy (OF) 2011-14  
 Disch, George (P) 1905  
 Dishman, Glenn (LHP) 1997  
 Dittmer, Jack (IF) 1957  
 Dixon, Brandon (IF) 2019-20  
 Dlugutich, Brent (IF) 2009  
 Dobson, Pat (RHP) 1967-69  
 Doby, Larry (OF) 1959  
 Doherty, John (RHP) 1992-95  
 Doljack, Frank (OF/IF) 1930-34  
 Dolsi, Freddy (RHP) 2008-09  
 Donahue, Red (RHP) 1906  
 Donohue, Jim (RHP) 1961  
 Donovan, Dick (RHP) 1954  
 Donovan, Wild Bill (RHP/IF/OF)  
 1903-12, 1918

Doran, Tim (C) 1905  
 Dotel, Octavio (RHP) 2012-13  
 Douglass, Sean (RHP) 2005  
 Dowd, Snooks (IF) 1919  
 Downs, Darin (LHP) 2012-13  
 Downs, Red (IF/OF) 1907-08  
 Doyle, Jess (RHP) 1925-27  
 Drake, Delos (OF/IF) 1911  
 Dressen, Lee (IF) 1918  
 Drill, Lew (C/OF/IF) 1904-05  
 Dropo, Walt (IF) 1952-54  
 DuBois, Brian (LHP) 1989-90  
 Dubuc, Jean (RHP) 1912-16  
 Dugan, Joe (IF) 1931  
 Duran, Roberto (LHP) 1997-98  
 Durbin, Chad (RHP) 2006-07  
 Dustal, Bob (RHP) 1963  
 Dyer, Ben (IF/OF/RHP) 1916-19  
 Dyer, Duffy (C) 1980-81

— E —

Earl, Scott (IF) 1984  
 Easley, Damion (IF) 1996-2002  
 Eason, Mal (RHP) 1903  
 Easterling, Paul (OF) 1928, 1930  
 Eaton, Zeb (RHP) 1944-45  
 Eckenharter, Eric (LHP) 2002-03  
 Egan, Dick (LHP) 1963-64  
 Egan, Wish (RHP) 1902  
 Ehmke, Howard (RHP) 1916-17, 1919-22  
 Eischen, Joey (LHP) 1996  
 Eisenstat, Harry (LHP) 1938-39  
 Elberfeld, Kid (IF) 1901-03  
 Elder, Heinie (LHP) 1913  
 Eldred, Brad (IF) 2012  
 Ellison, Bert (IF/OF) 1916-20  
 Encarnacion, Jose (OF) 1997-2001  
 English, Dave (IF/OF/C) 1986  
 Gil, Gil (IF) 1936-37  
 Ennis, John (RHP) 2004  
 Erickson, Eric (RHP) 1916, 1918-19  
 Erickson, Hal (RHP) 1953  
 Erwin, Tex (C) 1907  
 Eubank, John (RHP) 1905-07  
 Evans, Darrell (IF) 1984-88  
 Everett, Adam (IF) 2009-10  
 Evers, Hoot (OF) 1941, 1946-52, 1954

— F —

Face, Roy (RHP) 1968  
 Fahey, Bill (C) 1981-83  
 Fain, Ferris (IF) 1955  
 Farley, Bob (IF/OF) 1962  
 Farmer, Buck (RHP) 2014-21  
 Farmer, Ed (RHP) 1973  
 Farnsworth, Jeff (RHP) 2002  
 Farnsworth, Kyle (RHP) 2005, 2008  
 Farrell, John (RHP) 1996

Faul, Bill (RHP) 1962-64  
 Federoff, Al (IF) 1951-52  
 Felix, Junior (OF) 1994  
 Feliz, Neftali (RHP) 2015  
 Feller, Jack (C) 1958  
 Fernandez, Chico (IF) 1960-63  
 Fernández, José (LHP) 2019  
 Ferrell, Jeff (RHP) 2015-17  
 Ferry, Cy (RHP) 1904  
 Fick, Robert (C/IF/OF) 1998-2002  
 Fidrych, Mark (RHP) 1976-80  
 Fielder, Cecil (IF) 1990-96  
 Fielder, Prince (IF) 2012-13  
 Fields, Bruce (OF) 1986  
 Fields, Daniel (OF) 2015  
 Fien, Casey (RHP) 2009-10  
 Fiers, Mike (RHP) 2018  
 Figaro, Alfredo (RHP) 2009-10  
 Finigan, Jim (IF) 1957  
 Finneran, Happy (RHP) 1918  
 Fischer, Bill (RHP) 1958, 1960-61  
 Fischer, Carl (LHP) 1933-35  
 Fisher, Ed (RHP) 1902  
 Fisher, Fritz (LHP) 1964  
 Fister, Doug (RHP) 2011-13  
 Flagstad, Ira (OF/IF) 1917, 1919-23  
 Flaherty, John (C) 1994-96  
 Fleming, Les (OF) 1939  
 Fletcher, Scott (IF) 1995  
 Fletcher, Tom (LHP) 1962  
 Fletcher, Van (RHP) 1955  
 Florie, Bryce (RHP) 1998-99  
 Flowers, Ben (RHP) 1955  
 Floyd, Bubba (IF) 1944  
 Flynn, Doug (IF) 1985  
 Foles, Hank (C) 1960

**Foley, Jason (RHP) 2021-**  
 Foor, Jim (LHP) 1971-72  
 Ford, Gene (LHP) 1905  
 Foster, Casey (LHP) 2008  
 Foster, Larry (RHP) 1963  
 Fothergill, Bob (OF) 1922-30  
 Foucalt, Steve (RHP) 1977-78  
 Fox, Pete (OF) 1933-40  
 Fox, Terry (RHP) 1961-66  
 Foytack, Paul (RHP) 1953, 1955-63  
 Francis, Ray (LHP) 1923  
 Franconia, Tito (OF) 1958  
 Franklin, Murray (IF) 1941-42  
 Frasier, Vic (RHP) 1933-34  
 Frazier, Jeff (OF) 2010  
 Freehan, Bill (C) 1961, 1963-76  
 Freese, George (PH) 1953  
 French, Luke (LHP) 2009  
 Fried, Cy (LHP) 1920  
 Friend, Owen (IF) 1953  
 Frisk, Emil (RHP/OF) 1901  
 Froats, Bill (LHP) 1955  
 Fryman, Travis (IF) 1990-97  
 Fryman, Woodie (LHP) 1972-74  
 Fuchs, Charlie (RHP) 1942  
 Fuentes, Tito (IF) 1977  
 Fuller, Frank (IF) 1915-16  
 Fulmer, Carson (RHP) 2020  
**Fulmer, Michael (RHP) 2016-**  
 Lutz, Liz (OF) 1930  
**Funkhouser, Kyle (RHP) 2020-**  
 Furubush, Charlie (LHP) 2011

— G —

Gagnon, Chick (IF) 1922  
 Gaillard, Eddie (RHP) 1997  
 Gainer, Del (IF) 1909, 1911-14  
 Gakelar, Dan (RHP) 1991  
 Galarraga, Armando (RHP) 2008-10  
 Gallagher, Doug (LHP) 1962  
 Galloway, Chick (IF/OF) 1928  
 Gamble, John (IF) 1972-73  
 Garbey, Barbara (IF/OF) 1984-85  
 Garbowski, Alex (PR) 1952  
 Garcia, Avisail (OF) 2012-13  
**Garcia, Bryan (RHP) 2019-**  
 Garcia, Freddy (RHP) 2008  
 Garcia, Karim (OF) 1999-00  
 Garcia, Luis (IF) 1999  
 Garcia, Pedro (IF) 1976  
**Garcia, Roy (RHP) 2020-**  
 Gardner, Mike (RHP) 1993-95  
**Garneau, Dustin (C) 2021-**  
 Garrett, Reed (RHP) 2019  
 Garver, Ned (RHP) 1952-56

Gehring, Charlie (IF) 1924-42  
 Gelbert, Charley (IF) 1937  
 Gentry, Rufe (RHP) 1943-44, 1946-48  
 Gerber, Mike (OF) 2018  
 German, Franklyn (RHP) 2002-05  
 Gernert, Dick (IF/OF) 1960-61  
 Gersberg, Doc (OF) 1903  
 Giarratano, Tony (IF) 2005-07  
 Gibson, Frank (C/OF) 1913  
 Gibson, Kirk (OF/IF) 1979-87, 1993-95  
 Gibbs, Paul (LHP) 1988-91  
 Giam, Sam (RHP) 1926-28  
 Giebell, Floyd (RHP) 1939-41  
 Gilbreth, Bill (LHP) 1971-72  
 Gill, George (RHP) 1937-39  
 Gillespie, Bob (RHP) 1944  
 Ginsberg, Joe (C) 1948, 1950-53  
 Ginter, Matt (RHP) 2005  
 Gladden, Dan (OF) 1992-93  
 Gladding, Fred (RHP) 1961-67  
 Glaister, John (RHP) 1920  
 Gleason, Kid (IF) 1901-02  
 Gleugat, Jerry Don (LHP) 1990-91  
 Glover, Gary (RHP) 2008  
 Lynn, Ed (LHP) 1975-78  
 Gohr, Greg (RHP) 1993-96  
 Goldstein, Izzy (RHP) 1932  
 Goldy, Purnal (OF) 1962-63  
 Gomez, Alexis (OF) 2005-06  
 Gomez, Chris (IF) 1993-96  
 Gonzales, Dan (OF) 1979-80  
 Gonzalez, Alex (IF) 2014  
 Gonzalez, Enrique (RHP) 2010-11  
 Gonzalez, Juan (OF) 2000  
 Gonzalez, Julio (IF) 1983  
 Gonzalez, Luis (OF/DH) 1998  
 Good, Andrew (RHP) 2005  
 Goodrum, Niko (IF/OF) 2018-21  
 Gorsica, Johnny (RHP) 1940-44, 1946-47  
 Gorzelanny, Tom (LHP) 2015  
 Gose, Anthony (OF) 2015-17  
 Goslin, Goose (OF) 1934-37  
 Grabowski, Johnny (C) 1931  
 Graham, Bill (RHP) 1966  
 Graham, Kyle (RHP) 1929  
 Granderson, Curtis (OF) 2004-09  
 Grater, Mark (RHP) 1993  
 Graterol, Beiker (RHP) 1999  
 Gray, Ted (LHP) 1946, 1948-54  
 Green, Lenny (OF) 1967-68  
 Greenberg, Hank (IF/OF) 1930, 1933-41, 1945-46  
 Greene, Altar (OF) 1979  
 Greene, Shane (RHP) 2015-19  
 Greene, Willie (IF) 1903  
 Greiner, Grayson (C) 2018-21  
 Greisinger, Seth (RHP) 1998, 2002  
 Gremminger, Ed (IF) 1904  
 Griggs, Art (IF) 1918  
 Grilli, Jason (RHP) 2005-08  
 Grilli, Steve (RHP) 1975-77  
 Grissom, Marv (RHP) 1949  
 Gromek, Steve (RHP) 1953-57  
 Groon, Buddy (LHP) 1992-95  
**Grossman, Robbie (OF) 2021**  
 Groth, Johnny (OF) 1946-52, 1957-60  
 Grover, Bert (RHP) 1913  
 Grubb, John (OF) 1983-87  
 Grzenda, Joe (LHP) 1961  
 Guillen, Carlos (IF/OF) 2004-11  
 Gullickson, Bill (RHP) 1991-94  
 Gumpert, Dave (RHP) 1982-83  
 Gutierrez, Cesar (IF) 1969-71

— H —

Haas, David (RHP) 1991-93  
**Haase, Eric (C) 2020-**  
 Hale, Sammy (IF/OF) 1920-21  
 Hall, Charley (RHP) 1918  
 Hall, Herb (RHP) 1918  
 Hall, Joe (OF) 1995, 1997  
 Hall, Marc (RHP) 1913-14  
 Hall, Matt (LHP) 2018-19  
 Haller, Tom (C) 1972  
 Halter, Shane (IF) 2000-2003  
 Hamelin, Bob (IF/DH) 1997  
 Hamilton, Earl (LHP) 1916  
 Hamilton, Jack (RHP) 1964-65  
 Hamlin, Luke (RHP) 1933-34  
 Haney, Fred (IF) 1922-25

Hankins, Don (RHP) 1927  
 Hannahan, Jack (IF) 2006  
 Hannan, Jim (RHP) 1971  
 Harding, Charlie (RHP) 1913  
 Hardy, Blaine (LHP) 2014-19  
 Hare, Shawn (OF) 1991-92  
 Hargrave, Pinky (C) 1928-30  
 Harley, Dick (OF) 1902  
 Harper, Brian (OF/IF/C) 1986  
 Harper, George (OF) 1916-18  
 Harper, Terry (OF) 1987  
 Harringer, Denny (RHP) 1998  
 Harrington, Andy (PH) 1925  
 Harris, Bob (RHP) 1938-39  
 Harris, Buckley (IF) 1929, 1931  
 Harris, Gail (IF) 1958-60  
 Harris, Gene (RHP) 1994  
 Harris, Ned (OF) 1941-43, 1946  
 Harrison, Josh (IF) 2019  
 Harnist, Earl (RHP) 1953  
 Haselman, Bill (C) 1999  
 Hatfield, Fred (IF) 1952-56  
 Hatter, Clyde (LHP) 1935, 1937  
 Havens, Brad (LHP) 1989  
 Hayworth, Ray (C) 1926, 1929-38  
 Heale, Bob (OF) 1958  
 Heath, Bill (C) 1967  
 Heath, Mike (C) 1986-90  
 Hebrner, Richie (IF) 1980-82  
 Heffner, Don (IF) 1944  
 Hegan, Jim (C) 1958  
 Heimann, Harry (OF/IF) 1914, 1916-29  
 Heinkel, Don (RHP) 1988  
 Henneman, Mike (RHP) 1987-95  
 Hennessy, Les (IF) 1913  
 Henriquez, Oscar (RHP) 2002  
 Henry, Dwayne (RHP) 1995  
 Henshaw, Roy (LHP) 1942-44  
 Herbert, Ray (RHP) 1950-51, 1953-54  
 Herman, Babe (OF) 1937  
 Hernandez, Fernando (RHP) 1997  
 Hernandez, Guillermo (LHP) 1984-89  
 Herndon, Larry (OF) 1982-88  
 Herring, Art (RHP) 1929-33  
 Herzog, Whitey (OF/IF) 1963  
 Hessman, Mike (IF) 2007-08  
 Hetling, Gus (IF) 1906  
 Hiatt, Phil (IF/OF) 1996  
 Hickman, Paul Legs (IF/OF) 1904-05  
 Hicks, Buddy (IF) 1956  
 Hicks, John (C) 2016-19  
 Higgins, Pinky (IF) 1939-44, 1946  
 Higginson, Bobby (OF) 1995-2005  
 High, Ed (LHP) 1901  
 High, Hugh (OF) 1913-14  
 Hiljus, Erik (RHP) 1999-00  
**Hill, Derek (OF) 2020-**  
 Hiller, John (LHP) 1965-70, 1972-80  
 Hinch, A.J. (C) 2003  
 Hitchcock, Billy (IF) 1942, 1946, 1953  
 Hoelt, Billy (LHP) 1952-59  
 Hogsett, Chief (LHP) 1929-36, 1944  
 Holaday, Bryan (C) 2012-15, 2017  
 Holdsworth, Fred (RHP) 1972-74  
 Holland, Derek (LHP) 2021  
 Hollimon, Michael (IF) 2008  
 Holling, Carl (RHP) 1921-22  
 Holloway, Ken (RHP) 1922-28  
 Holmes, Shawn (RHP) 1989  
 Holmes, Ducky (OF) 1901-02  
 Holt, Chris (RHP) 2001  
 Holtgrave, Vern (RHP) 1965  
 Hooper, Kevin (IF) 2005-06  
 Hoover, Joe (IF) 1943-45  
 Hopp, Johnny (OF/OF) 1952  
 Horton, Willie (OF) 1963-77  
 Hosley, Tim (C/IF) 1970-71  
 Host, Gene (LHP) 1956  
 Hostetler, Chuck (OF) 1944-45  
 House, Frank (C) 1950-51, 1954-57, 1961  
 House, Will (RHP) 1913  
 Houtteman, Art (RHP) 1945-50, 1952-53  
 Howard, Frank (IF/OF) 1972-73  
 Hoyt, Waite (RHP) 1930-31  
 Huber, Clarence (IF) 1920-21  
 Hudson, Charles (RHP) 1989  
 Huelsman, Frank (OF) 1904  
 Huff, Aubrey (IF/OF) 2009  
 Hughes, Tom (OF) 1930



# TIGERS ALL-TIME ROSTER

Huisman, Mark (RHP) 1988  
 Humphrey, Terry (C) 1975  
 Humphreys, Bob (RHP) 1962  
 Hunter, Brian (OF) 1997-99  
 Hunter, Torii (OF) 2013-14  
 Hurst, Jimmy (OF) 1997  
**Hutchinson, Drew (RHP) 2021**  
 Hutchinson, Fred (RHP) 1939-41,  
 1946-53

**— I —**  
 Iglesias, José (IF) 2013-18  
 Ignasiak, Gary (LHP) 1973  
 Incaivaglia, Pete (OF) 1991, 1998  
 Infante, Omar (IF) 2002-07,  
 2012-13  
 Inge, Brandon (C/IF/OF) 2001-12  
 Ingram, Riccardo (OF) 1994  
 Irvin, Ed (IF) 1912  
 Ivie, Mike (DH) 1982-83

**— J —**  
 Jackson, Austin (OF) 2010-14  
 Jackson, Charlie (RHP) 1905  
 Jackson, Damian (IF/OF) 2002  
 Jackson, Edwin (RHP) 2009, 2019  
 Jackson, Ron (IF) 1981  
 Jackson, Ryan (OF) 2001-02  
 Jacobson, Baby Doll (OF/IF) 1915  
 Jaeger, Charlie (RHP) 1904  
 James, Art (OF) 1975  
 James, Bill (RHP) 1915-19  
 James, Bob (RHP) 1982-83  
 Jarvis, Kevin (RHP) 1997  
 Jata, Paul (IF/OF) 1972  
 Jave, Myles (RHP) 2017  
 Jefferies, Gregg (IF/OF) 1999-00  
 Jennings, Hughie (IF) 1907, 1909,  
 1912, 1918

Jensen, Bill (RHP) 1912  
 Jensen, Marcus (C) 1997  
 Jimenez, Jason (LHP) 2002  
 Jiménez, Eduardo (RHP) 2019  
**Jiménez, Joe (RHP) 2017-**  
 Johnson, Augie (LHP) 1926-27  
 Johnson, Alex (OF) 1976  
 Johnson, Brian (C) 1997  
 Johnson, Dave (RHP) 1993  
 Johnson, Earl (LHP) 1951  
 Johnson, Howard (IF/OF) 1982-84  
 Johnson, Jason (RHP) 2004-2005  
 Johnson, Jim (RHP) 2014  
 Johnson, Ken (LHP) 1952  
 Johnson, Mark (RHP) 2000  
 Johnson, Roy (OF) 1929-32  
 Johnson, Syl (RHP) 1922-25  
 Jones, Alex (LHP) 1903  
 Jones, Bob (IF) 1917-25  
 Jones, Dalton (IF/OF) 1970-72  
 Jones, Davy (OF) 1906-12  
 Jones, Deacon (RHP) 1916-18  
 Jones, Elijah (RHP) 1907, 1909  
 Jones, Jacoby (IF/OF) 2016-21  
 Jones, Jacque (OF) 2008  
 Jones, Ken (RHP) 1924  
 Jones, Lynn (OF) 1979-83  
 Jones, Ruppert (OF) 1984  
 Jones, Sam (RHP) 1962  
 Jones, Todd (RHP) 1997, 2001,  
 2006-08  
 Jones, Tom (IF) 1909-10  
 Jones, Tracy (OF) 1989-90  
 Jordan, Milt (RHP) 1953  
 Joyce, Matt (OF) 2008  
 Jurrjens, Jair (RHP) 2007  
 Justis, Walt (RHP) 1905

**— K —**  
 Kaiser, Jeff (LHP) 1991  
 Kaline, Al (OF/IF/DH) 1953-74  
 Kallio, Rudy (RHP) 1918-19  
 Kane, Harry (LHP) 1903  
 Kapler, Gabe (OF) 1998-99  
 Karnuth, Jason (RHP) 2005  
 Kavanagh, Marty (IF/OF) 1914-16  
 Keagle, Greg (RHP) 1996-98  
 Kell, George (IF) 1946-52  
 Kelleher, Mick (IF) 1981-82  
 Keller, Charlie (OF) 1950-51  
 Keller, Kris (RHP) 2050

Kelly, Bryan (RHP) 1986-87  
 Kelly, Don (IF/OF) 2009-14  
 Kemp, Steve (OF) 1977-81  
 Kennedy, Bob (IF/OF) 1956  
 Kennedy, Vern (RHP) 1938-39  
 Kensing, Logan (RHP) 2016  
 Kerns, Russ (PH) 1945  
 Kerr, John (IF/OF) 1923-24  
 Kida, Masao (RHP) 1999-00  
 Kiely, John (RHP) 1991-93  
 Kilkeny, Mike (LHP) 1969-72  
 Killefer, Red (IF/OF) 1907-09  
 Killian, Ed (LHP) 1904-10  
 Kimm, Bruce (C) 1976-77  
 Kimsey, Chad (RHP) 1936  
 King, Chick (OF) 1954-56  
 King, Eric (RHP) 1986-88, 1992  
 Kingsale, Gene (OF) 2003  
 Kinney, Dennis (LHP) 1981  
 Kinsler, Ian (IF) 2014-17  
 Kinzer, Matt (RHP) 1990  
 Kirke, Jay (IF/OF) 1910  
 Kisinger, Ruben (RHP) 1902-03  
 Kitson, Frank (RHP) 1903-05  
 Klassen, Danny (OF) 2003  
 Klavitter, Al (RHP) 1913  
 Kline, Ron (RHP) 1961-62  
 Klinebustel, Johnny (RHP) 1967  
 Knapp, Corey (RHP) 2014  
 Kneisch, Rudy (LHP) 1926  
 Knight, Ray (IF) 1988  
 Knotts, Gary (RHP) 2003-04  
 Knox, John (IF) 1972-75  
 Knudsen, Kurt (RHP) 1992-94  
 Knudson, Guido (RHP) 2015  
 Koch, Al (RHP) 1963-64  
 Kocher, Brad (C) 1912  
 Koening, Mark (IF/RHP) 1930-31  
 Kolloway, Don (IF) 1949-52  
 Koplitz, Howie (RHP) 1961-62  
 Korince, George (RHP) 1966-67  
 Kostro, Frank (IF/OF) 1962-63  
 Kozma, Pete (IF) 2018  
 Krauss, Matt (INF) 2015  
 Krenchicki, Wayne (IF) 1983  
 Kress, Charlie (IF/OF) 1954  
 Kress, Red (IF) 1939-40  
 Kretlow, Lou (RHP) 1946, 1948-49  
 Kreuter, Chad (C) 1992-94  
 Krol, Jan (LHP) 2014-15; 2021  
 Kruoger, Bill (LHP) 1993-94  
 Kryhoski, Dick (IF) 1950-51  
 Kuntz, Harvey (IF/OF) 1952-59  
 Kuenn, Rusty (OF/IF/DH) 1984-85

**— L —**  
 Laabs, Chet (OF) 1937-39  
 Labine, Clem (RHP) 1960  
 Labourt, Jairo (LHP) 2017  
 Lafitte, Ed (RHP) 1909, 1911-12  
 LaGua, Mike (IF) 1982-86  
 Lagrow, Lerrin (RHP) 1970, 1972-75  
 Laird, Gerald (C) 2009-10, 2012  
 Lake, Eddie (IF) 1946-50  
 Lake, Joe (RHP) 1912-13  
 Lakeman, Al (C) 1954  
 Lambert, Chris (RHP) 2008-09  
 Lamont, Gene (C) 1970-72, 1974-75  
 Lancaster, Les (RHP) 1992  
 Landis, Jim (OF) 1967-77  
 Lane, Marvin (OF) 1971-74, 1976  
**Langs, Alex (RHP) 2021-**  
 LaPointe, Dave (LHP) 1986  
 Larish, Jeff (IF) 2008-10  
 Larkin, Steve (RHP) 1934  
 Lary, Frank (RHP) 1954-64  
 Lasher, Fred (RHP) 1967-70  
 Lathers, Chick (IF) 1910-11  
 Lau, Charlie (C) 1956, 1958-59  
 Lawrence, Bill (OF) 1932  
 Lawson, Roxie (RHP) 1933, 1935-39  
 Laxton, Bill (LHP) 1976  
 Lazorko, Jack (RHP) 1986  
 Leach, Rick (IF/OF) 1981-83  
 Ledbetter, Razor (RHP) 1915  
 Ledezma, Wilfredo (LHP) 2003-07  
 Lee, Don (RHP) 1957-58  
 LeFlore, Ron (OF) 1974-79  
 Leinhausen, Bill (OF) 1912  
 Leiter, Mark (RHP) 1991-93  
 Leivelt, Bill (RHP) 1909-10

Lemanczyk, Dave (RHP) 1973-76  
 Lemon, Chet (OF) 1982-90  
 Lenhardt, Don (OF) 1952  
 Lentine, Jim (OF) 1980  
 Leon, Arcenio (RHP) 2017  
 Leonard, Dutch (LHP) 1919-21, 1924-25  
 Lepcio, Ted (IF) 1959  
 LePine, Peter (OF/IF) 1902  
 Lercher, George (OF) 1952  
 Leshnock, Don (LHP) 1972  
 Levine, Al (RHP) 2004  
 Lewicki, Artie (RHP) 1917-18  
 Lewis, Colby (RHP) 2006  
 Lewis, Mark (IF) 1996  
 Lewis, Richie (RHP) 1996  
 Lima, Jose (RHP) 1994-96, 2001-02  
 Lindbeck, Em (PH) 1960  
 Lindeman, Jim (IF) 1990  
 Lindsay, Pinky (IF) 1905-06  
 Lindsey, Rod (OF) 2000  
 Linhart, Carl (PH) 1952  
 Lipon, Johnny (IF) 1942, 1946, 1948-52  
 Lira, Felipe (RHP) 1995-97, 1999  
 Liriano, Francisco (LHP) 2018  
 Littlefield, Dick (LHP) 1952  
 Lively, Jack (RHP) 1911  
 Livingstone, Scott (IF) 1991-94  
 Lobstein, Kyle (LHP) 2014-15  
 Lockhead, Harry (IF) 1911  
 Logan, Bob (LHP) 1937  
 Logan, Nook (OF) 2004-05  
 Lolich, Mickey (LHP) 1963-75  
 Lombard, George (OF) 2002  
 Long, Herman (IF) 1903  
 Lopez, Aquilino (RHP) 2007-08  
 Lopez, Aurelio (RHP) 1979-85  
 Lorenzen, Lefty (LHP) 1913  
 Loudell, Art (RHP) 1910  
 Louden, Baldy (IF/OF) 1912-13  
 Loux, Shane (RHP) 2002-03  
 Love, Slim (LHP) 1919-20  
 Lovullo, Torey (IF) 1988-89  
 Lowdermilk, Grover (RHP) 1915-16  
 Lowe, Bobby (IF/OF) 1904-07  
 Lowe, Mark (RHP) 2016  
 Lugo, Dwight (C) 1984, 1986-87  
 Ludolph, Willie (RHP) 1924  
 Lugo, Dawel (IF) 2018-20  
 Lugo, Urbano (RHP) 1990  
 Lumpe, Jerry (IF) 1964-67  
 Lund, Don (OF) 1949, 1952-54  
 Lusader, Scott (OF) 1987-90  
 Lush, Billy (OF/IF) 1903  
 Lynn, Fred (OF) 1988-89  
 Lynn, Red (RHP) 1939  
 Lyon, Brandon (RHP) 2009

**— M —**  
 Maas, Duke (RHP) 1955-57  
 MacCormack, Frank (RHP) 1976  
 MacDonald, Bob (LHP) 1993  
 Machado, Dixon (IF) 2015-18  
 Machemer, Dave (IF) 1979  
 Macias, Jose (IF) 1999-2002  
 Madden, Morris (LHP) 1987  
 Maddox, Elliott (IF/OF) 1970  
 Madison, Dave (RHP) 1952-53  
 Madison, Scotti (IF/DH) 1985-86  
 Madlock, Bill (IF/DH) 1987  
 Magee Jr., Wendell (OF) 2000-02  
 Maharg, Billy (IF) 1912  
 Mahler, Mickey (LHP) 1985  
 Mahtook, Mike (OF) 2017-19  
 Maier, Bob (IF/OF) 1945  
 Main, Alex (RHP) 1914  
 Maisel, George (OF) 1916  
 Makowski, Tom (LHP) 1975  
 Malloy, Herm (RHP) 1907-08  
 Malmborg, Harry (IF) 1955  
 Manders, Hal (RHP) 1941-42, 1946  
 Manion, Clyde (C/IF) 1920-24, 1926-27  
 Mankowski, Phil (IF) 1976-79  
**Manning, Matt (RHP) 2021-**  
 Mantiply, Joe (LHP) 2016  
 Manto, Jeff (IF/DH) 1998  
 Manuel, Jerry (IF) 1975-76  
 Manush, Heinie (OF/IF) 1923-27  
 Mapes, Cliff (OF) 1952  
 Marberry, Firpo (RHP) 1933-35  
 Marettette, Leo (RHP) 1965  
 Marlowe, Dick (RHP) 1951-56

Maroth, Mike (LHP) 2002-07  
 Marrow, Buck (RHP) 1932  
 Marshall, Mike (RHP) 1967  
 Marte, Jery (IF) 2015  
 Marte, Luis (RHP) 2011-13  
 Martin, Billy (IF) 1958  
 Martin, John (LHP) 1983  
 Martin, Leonys (OF) 2018  
 Martinez, J.D. (OF) 2014-17  
 Martinez, Ramon (IF) 2005  
 Martinez, Victor (C/DH) 2011-18  
 Mason, Roger (RHP) 1984  
 Masterson, Walt (RHP) 1956  
 Matchick, Tom (IF) 1967-69  
 Mathews, Eddie (IF) 1967-68  
 Mavis, Bob (PR) 1949  
 Maxcy, Brian (RHP) 1995-96  
 Maxwell, Charlie (OF/IF) 1955-62  
 May, Milt (C) 1976-79  
 Maybin, Cameron (OF) 2007,  
 2016, 2020  
 Mayo, Eddie (IF) 1944-48  
 Mazara, Nomar (OF) 2021  
 McAllister, Zach (RHP) 2018  
 McAllister, Sport (OF/IF/C) 1901-03  
 McAuliffe, Dick (IF) 1960-73  
 McBride, Macky (LHP) 2007  
 McCann, James (C) 2014-18  
 McCarthy, Arch (RHP) 1902  
 McCosky, Barney (OF) 1939-42, 1946  
 McCoy, Benny (IF) 1938-39  
 McCoy, Patrick (LHP) 2014  
 McCreery, Ed (RHP) 1914  
 McCullers, Lance (RHP) 1990  
 McCurry, Jeff (RHP) 1996  
 McDermott, Mickey (LHP) 1958  
 McDermott, Red (OF) 1912  
 McDill, Allen (LHP) 2000  
 McDillon, John (IF) 2005  
 McFarlane, Orlando (C) 1966  
 McGarr, Jim (IF) 1912  
 McGarvey, Dan (OF) 1912  
 McGehee, Casey (INF) 2016  
 McGehee, Pat (RHP) 1912  
 McGuire, Deacon (C/IF) 1902-03, 1912  
 McHale, John, Sr. (IF) 1943-45, 1947-48  
 McIntyre, Matty (OF) 1904-10  
 McKain, Archie (LHP) 1939-41  
 McKay, David (RHP) 2019-20  
 McKee, Red (C) 1913-16  
 McLain, Denny (RHP) 1963-70  
 McLaughlin, Pat (RHP) 1937, 1945  
 McLeland, Wayne (RHP) 1951-52  
 McMackin, Sam (LHP) 1902  
 McMahon, Don (RHP) 1968-69  
 McManus, Frank (C) 1904  
 McManus, Marty (IF) 1927-31  
 McMillon, Billy (OF) 2000-01  
 McMullin, Fred (IF) 1914  
 McNabb, Carl (PH) 1945  
 McNear, Eric (IF) 1941-42  
 McRae, Norm (RHP) 1969-70  
 McTigue, Bill (LHP) 1916  
 Meacham, Rusty (RHP) 1991  
 Meany, Pat (IF) 1912  
 Mears, Chris (RHP) 2003  
 Meuler, Phil (RHP) 1972  
 Meluskey, Mitch (C) 2001-02  
 Melvin, Bob (C) 1985  
 Merlino, Orlando (C) 1987  
 Mercedes, Melvin (RHP) 2014  
 Mercer, Jody (IF) 2019-20  
 Mercer, Wino (RHP) 1902  
 Merritt, Herm (IF) 1921  
 Mesa, Jose (RHP) 2007  
 Metha, Scot (IF) 1940  
 Metro, Charlie (OF) 1943-44  
 Meyer, Dan (OF/IF) 1974-76  
 Meyer, Dutch (IF) 1944-42  
 Miceli, Dan (RHP) 1997  
 Michalek, Gene (IF) 1975  
 Middleton, Jim (RHP) 1921  
 Mierkiewicz, Ed (OF) 1945, 1947-48  
 Miller, Andrew (LHP) 2006-07  
 Miller, Bob G. (RHP) 1953-56  
 Miller, Bob L. (RHP) 1973  
 Miller, Eddie (OF) 1982  
 Miller, Jack (C) 1944-45  
 Miller, Huston (RHP) 2014  
 Miller, Matt (LHP) 2001-2002  
 Miller, Orlando (IF) 1997



# TIGERS ALL-TIME ROSTER



Miller, Roscoe (RHP) 1901-02  
 Miller, Trevor (LHP) 1996  
 Miner, Zach (RHP) 2006-09  
 Mitchell, Clarence (LHP) 1911  
 Mitchell, Willie (LHP) 1916-19  
**Mize, Casey (RHP) 2020-**  
 Mickel, Dave (RHP) 1999-2001  
 Moehler, Brian (RHP) 1996-2002  
 Moford, Herb (RHP) 1958  
 Mohardt, John (OF) 1922  
 Molinaro, Bobby (OF) 1975, 1977, 1983  
 Monbette, Dustin (RHP) 2016  
 Monluquet, Bill (RHP) 1966-67  
 Monge, Sid (LHP) 1984  
 Monroe, Craig (OF) 2002-07  
 Montejano, Manny (RHP) 1961  
 Moore, Anse (OF) 1946  
 Moore, Bill (RHP) 1925  
 Moore, Jackie (C) 1965  
 Moore, Matt (LHP) 2019  
 Moore, Mike (RHP) 1993-95  
 Moore, Roy (LHP) 1922-23  
 Moory, Jake (RHP) 1944  
 Morales, Jerry (OF) 1979  
 Moran, Harry (LHP) 1912  
 Moreland, Keith (IF/DH/C) 1989  
 Morgan, Chet (OF) 1935, 1938  
 Morgan, Tom (RHP) 1958-60  
 Moriarty, George (IF/OF) 1909-15  
 Morris, Hal (IF) 2000  
 Morris, Jack (RHP) 1977-90  
 Morris, Warren (IF) 2003  
 Morrisette, Bill (RHP) 1920  
 Morrison, Jim (IF) 1987-88  
 Morton, Bubba (OF/IF) 1961-63  
 Moseby, Lloyd (OF) 1990-91  
 Moses, Gerry (C) 1974  
 Moses, John (OF) 1991  
 Moss, Don (LHP) 1959-63  
 Moya, Steven (OF) 2014-16  
 Mueller, Les (RHP) 1941, 1945  
 Mujica, Edward (RHP) 2017  
 Mullen, Billy (IF) 1926  
 Mullin, George (RHP/OF) 1902-13  
 Mullin, Pat (OF) 1940-41, 1946-53  
 Munoz, Mike (LHP) 1991-93  
 Munson, Eric (IF) 2000-04  
 Murphy, Dwayne (OF) 1988  
 Murphy, Soldier Boy (IF) 1903  
 Murray, Heath (LHP) 2001  
 Myatt, Glenn (C) 1936  
 Myers, Mike (LHP) 1995-97

— N —

Nagelson, Russ (OF/IF) 1970  
 Nahorodny, Bill (PH) 1983  
 Nance, Doc (OF) 1901  
 Narleski, Ray (RHP) 1959  
 Nathan, Joe (RHP) 2014-15  
 Navarro, Efen (IF) 2017  
 Navarro, Julio (RHP) 1964-66  
 Nekola, Bots (LHP) 1933  
 Nelson, Lynn (RHP) 1940  
 Nesbitt, Angel (RHP) 2015  
 Ness, Jack (IF) 1911  
 Nettles, Jim (OF) 1974  
 Neun, Johnny (IF) 1925-28  
 Nevin, Phil (OF/IF/C) 1995-97  
 Newhouser, Hal (LHP) 1939-53  
 Newsom, Bob (RHP) 1939-41  
 Ni, Fu-Tu (LHP) 2009-10  
 Nicholls, Simon (IF) 1903  
 Nicholson, Fred (OF) 1917  
 Niekro, Joe (RHP) 1970-72  
 Nieman, Bob (OF) 1953-54  
 Nieves, Melvin (OF/DH) 1996-97  
 Nischwitz, Ron (LHP) 1961-62, 1965  
 Nitkowski, C. (LHP) 1995-96, 1999-2001  
 Nokes, Matt (C) 1986-90  
 Noles, Dickie (RHP) 1987  
 Nomo, Hideo (RHP) 2000  
 Norris, Daniel (LHP) 2015-21  
 North, Lou (RHP) 1913  
 Northrup, Jim (OF/IF) 1964-74  
 Norton, Greg (IF) 2004  
 Nosek, Randy (RHP) 1989-90  
 Nova, Iván (RHP) 2020  
 Novoa, Roberto, RHP 2004  
 Núñez, Edwin (RHP) 1989-90  
 Núñez, Renato (IF) 2021

— O —

Oana, Prince (RHP) 1943, 1945  
 O'Connell, John (IF) 1902  
 Oglivie, Ben (IF/OF) 1974-77  
 Okrie, Frank (LHP) 1920  
 Oldham, Red (LHP) 1914-15, 1920-22  
 O'Leary, Charley (IF/OF) 1904-12  
 Olvarez, Omar (RHP) 1996-97  
 Olivares, Andy (LHP) 2010-11  
 Oliver, Joe (C) 1998  
 Oliveros, Lester (RHP) 2011  
 Olsen, Ole (RHP) 1922-23  
 Olson, Gregg (RHP) 1996  
 Olson, Carl (OF) 1957  
 O'Mara, Ollie (IF) 1912  
 O'Neal, Randy (RHP) 1984-86  
 Onslow, Eddie (IF) 1912-13  
 Onslow, Jack (C) 1912  
 Ordoñez, Magglio (OF) 2005-11  
 Oregno, Joe (IF) 1944  
 Ortega, Jose (RHP) 2012-14  
 O'Rourke, Frank (IF) 1924-26  
 Orrell, Joe (RHP) 1943-45  
 Osborne, Bob (OF) 1957-59, 61-62  
 Outlaw, Jimmy (OF/IF) 1943-49  
 Overmire, Stubby (LHP) 1943-49  
 Owen, Frank (RHP) 1901  
 Owen, Marv (IF) 1931, 1933-37  
 Oyler, Ray (IF) 1965-68

— P —

Pacella, John (RHP) 1986  
 Page, Phil (LHP) 1928-30  
 Palmer, David (RHP) 1989  
 Palmer, Dean (IF) 1999-2003  
 Paniagua, Jose (RHP) 2002  
 Papi, Stan (IF) 1980-81  
 Paquette, Craig (IF/OF) 2002-03  
 Paredes, Joaquin (IF) 2020-21  
 Paredes, Johnny (IF) 1990-91  
 Parent, Mark (C) 1996  
 Parker, Jack (RHP) 1990  
 Parker, Salyer (IF) 1936  
 Parks, Slitsch (RHP) 1921  
 Parnell, Bobby (RHP) 2016  
 Parrish, Lance (C) 1977-86  
 Parsons, Dixie (C) 1939, 1942-43  
 Partenheimer, Steve (IF) 1913  
 Pasek, Johnny (C) 1933  
 Pashnick, Larry (RHP) 1982-83  
 Patrick, Bob (OF) 1941-42  
 Patterson, Danny (RHP) 2000-04  
 Patterson, Daryl (RHP) 1968-71  
 Patterson, Jarrad (IF) 2001  
 Pauley, David (RHP) 2011  
 Payne, Fred (C/OF) 1906-08  
 Pearson, Terry (RHP) 2002  
 Peasley, Marv (LHP) 1910  
 Pedrique, Al (IF) 1989  
 Pelfrey, Mike (RHP) 2016  
 Pemberton, Rudy (OF) 1995  
 Peña, Brayson (C) 2013  
 Peña, Carlos (IF) 2002-05  
 Peña, Orlando (RHP) 1965-67  
 Peña, Ramon (RHP) 1989  
 Penn, Shannon (IF) 1995-96  
 Penn, Brad (RHP) 2001  
 Penz, Cliff (RHP) 1975  
 Pepsick, Pepper (IF) 1913  
 Pepper, Don (IF) 1966  
 Peralta, Ihonny (IF) 2010-13  
**Peralta, Wily (RHP) 2021**  
 Percival, Troy (RHP) 2005  
 Perez, Hernán (IF) 2012-15  
 Perez, Neifi (OF) 2006-07  
 Perez, Timo (OF) 2007  
 Perisho, Matt (LHP) 2001-2002  
 Perkins, Cy (PH) 1934  
 Pernoll, Hub (LHP) 1910, 1912  
 Perranoski, Ron (LHP) 1971-72  
 Perritt, Pol (RHP) 1921  
 Perry, Boyd (IF) 1941  
 Perry, Clay (IF) 1908  
 Perry, Hank (OF) 1912  
 Perry, Jim (RHP) 1973  
 Perry, Ryan (RHP) 2009-11  
 Pesky, Johnny (IF) 1952-54  
 Peters, John (C) 1915  
 Peters, Rick (IF/OF) 1979-81  
 Peterson, Dustin (OF) 2019  
 Petrick, Ben (OF) 2003

— Q —

Quellich, George (OF) 1931

Petry, Dan (RHP) 1979-87, 1990-91  
 Pettis, Gary (OF) 1988-89, 1992  
 Pettyjohn, Adam (LHP) 2001  
 Philley, Dave (IF/OF) 1957  
 Phillips, Bubba (IF/OF) 1955, 1963-64  
 Phillips, Eddie (C) 1929  
 Phillips, Jack (IF/OF) 1955-57  
 Phillips, Red (RHP) 1934, 1936  
 Phillips, Tony (IF) 1990-95  
 Pierce, Billy (LHP) 1945, 1948  
 Pierce, Jack (IF) 1975  
 Piet, Tony (IF) 1938  
 Pillette, Herman (RHP) 1922-24  
 Pineda, Luis (RHP) 2001  
 Pinelli, Babe (IF) 1920  
 Pipp, Wally (IF) 1913  
 Pippone, Cotton (RHP) 1939-40  
 Pittaro, Chris (IF) 1985  
 Platte, Al (OF) 1913  
 Podres, Johnny (LHP) 1966-67  
 Poffenberger, Boots (RHP) 1937-38  
 Polanco, Placido (OF) 2005-09  
 Polonia, Luis (DH/IF) 1999-00  
 Poole, Jim (LHP) 2000  
 Porcello, Rick (RHP) 2009-14  
 Porter, J.W. (C/OF/IF) 1955-57  
 Post, Lew (OF) 1902  
 Powell, Brian (RHP) 1998, 2002  
 Powell, Ray (OF) 1913  
 Power, Ted (RHP) 1988  
 Pratt, Del (IF) 1923-24  
 Presko, Joe (RHP) 1957-58  
 Presley, Alex (OF) 2016-17  
 Price, David (LHP) 2014-15  
 Price, Jim (C) 1967-71  
 Priddy, Jerry (IF) 1950-53  
 Pride, Curtis (OF) 1996-97  
 Proctor, Jim (RHP) 1959  
 Prothro, Adam (RHP) 1929  
 Pugh, Tim (RHP) 1997  
 Purcey, David (LHP) 2011  
 Purtell, Billy (IF) 1914  
 Putkonen, Luke (RHP) 2012-14  
 Putman, Ed (C) 1979

— R —

Rabelo, Mike (C) 2006-07  
 Raburn, Ryan (IF/OF) 2004, 2007-12  
 Radatz, Dick (RHP) 1969  
 Radcliff, Rip (OF/IF) 1941-43  
 Rakow, Ed (RHP) 1964-65  
 Ramirez, Erasmo (RHP) 2021  
 Ramirez, Nick (LHP) 2019-20  
 Ramirez, Wilkin (OF) 2009-10  
 Ramos, Wilson (C) 2021  
 Randa, Joe (IF) 1998  
 Rapada, Clay (LHP) 2007-09  
 Rapp, Earl (OF) 1949  
 Ray, Jim (RHP) 1974  
 Ray, Robbie (LHP) 2014  
 Raymond, Bugs (RHP) 2014  
 Redman, Mark (LHP) 2001-02  
 Redmond, Wayne (OF) 1965, 1969  
 Reed, Bob (RHP) 1919-70  
 Reed, Evan (RHP) 2013-14  
 Reese, Rich (IF) 1997  
 Reese, Rich (IF/OF) 1973  
 Regan, Phil (RHP) 1960-65  
 Reiber, Frank (C/OF) 1933-36  
 Reininger, Zac (RHP) 2017-19  
 Remneas, Alex (RHP) 1912  
 Renfer, Erwin (RHP) 1913  
 Rensa, Tony (C) 1930  
 Renteria, Edgar (IF) 2008  
**Reyes, Victor (OF) 2018-**  
 Reynolds, Bob (RHP) 1975  
 Reynolds, Ross (RHP) 1914-15  
 Rhieil, Billy (IF/OF) 1932-33  
 Rhymes, Will (IF) 2010-11  
 Ribant, Dennis (RHP) 1968  
 Rice, Harry (OF/IF) 1928-30  
 Richards, Paul (C) 1943-46  
 Richardson, Nolen (IF) 1929, 1931-32  
 Richie, Bob (OF) 1989  
 Riebe, Hank (C) 1942, 1947-49  
 Rigney, Topper (IF) 1922-25  
 Rincon, Juan (RHP) 2009  
 Ripken, Bill (IF) 1998

Ritz, Kevin (RHP) 1989-92  
 Rivera, Michael (C) 2001-02  
 Roarke, Mike (C) 1961-64  
 Robbins, Bruce (LHP) 1979-80  
 Roberts, Bip (OF/IF/DH) 1998  
 Roberts, Dave (LHP) 1976-77  
 Roberts, Leon (OF) 1974-75  
 Roberts, Willis (RHP) 1990  
 Robertson, Jerry (RHP) 1979  
 Robertson, Nate (LHP) 2003-09  
 Robinson, Aaron (C) 1949-51  
 Robinson, Eddie (IF) 1957  
 Robinson, Jeff (RHP) 1987-90  
 Robinson, Rabbit (IF/OF) 1904  
**Robson, Jacob (OF) 2021**  
 Rodney, Fernando (RHP) 2002-09  
 Rodriguez, Aurelio (IF) 1971-79  
 Rodriguez, Francisco (RHP) 2016-17  
 Rodriguez, Ivan (C) 2004-08  
 Rodriguez, Ronny (IF) 2018-19  
 Rodriguez, Steve (IF) 1995  
 Rogalski, Joe (RHP) 1938  
 Rogell, Billy (IF/OF) 1930-39  
**Rogers, Jake (C) 2019; 2021-**  
 Rogers, Kenny (LHP) 2006-08  
 Rogovin, Saul (RHP) 1949-51  
 Rojas, Mel (RHP) 1999  
 Roman, Bill (IF) 1964-65  
 Romero, Ed (IF) 1990  
 Romine, Andrew (IF) 2014-17  
 Romine, Austin (C) 2020  
 Rondeau, Henri (C/IF) 1913  
 Rondón, Bruce (RHP) 2013-17  
 Roney, Matt (RHP) 2003  
 Rooser, Jim (LHP) 1968  
 Rosenthal, Trevor (RHP) 2019  
 Ross, Cody (OF) 2003  
 Ross, Don (IF/OF) 1938, 1942-45  
 Ross, Tyson (RHP) 2019  
 Rossmann, Claude (IF) 1907-09  
 Rothschild, Larry (RHP) 1981-82  
 Rowan, Jack (RHP) 1906  
 Rowe, Schoolboy (RHP) 1933-42  
 Rowland, Rich (C) 1990-93  
 Rozema, Dave (RHP) 1977-84  
 Ruble, Art (OF) 1927  
 Rucker, Dave (LHP) 1981-83  
 Ruel, Muddy (C) 1931-32  
 Ruffin, Chance (RHP) 2011  
 Ruhle, Vern (RHP) 1974-77  
 Runyan, Sean (LHP) 1998-2000  
 Russell, Jack (RHP) 1937  
 Ryan, Dusty (C) 2008-09  
 Ryan, Kyle (LHP) 2014-17

— S —

Sabel, Eric (RHP) 2002  
 Sager, A.J. (RHP) 1996-98  
 Salas, Mark (C) 1990-91  
 Salazar, Luis (OF/IF/DH) 1988  
 Salazar, Oscar (IF) 2002  
 Salazarmaachia, Jarrad (C) 2016, 2018  
 Samford, Ron (IF) 1955, 1957  
 Samuel, Juan (IF) 1994-95  
 Samuels, Joe (RHP) 1993  
 Sanchez, Alex (OF) 1985  
 Sanchez, Alex (OF) 2003-2004  
 Sanchez, Anibal (RHP) 2012-17  
 Sanders, Reggie (IF) 1974  
 Sanders, Scott (RHP) 1997-98  
 Santana, Julio (RHP) 2002  
 Santana, Marino (RHP) 1998  
 Santana, Pedro (IF) 2001  
 Santiago, Ramon (IF) 2002-03, 2006-13  
 Santos, Omir (C) 2011-12  
 Santos, Victor (RHP) 2001  
 Sardinha, Dane (C) 2008-09  
 Sargent, Joe (IF) 1921  
 Saucier, Kevin (LHP) 1981-82  
 Saunders, Dennis (RHP) 1970  
 Saupold, Warwick (RHP) 2016-18  
 Sborz, Jay (RHP) 2010  
 Scanlan, Bob (RHP) 1996  
 Scarborough, Ray (RHP) 1953  
 Schaefer, Germany (IF/OF) 1905-09  
 Schaller, Bill (OF/IF) 1911  
 Schang, Wally (C) 1931  
 Schatzeder, Dan (LHP) 1980-81  
 Scheibeck, Frank (IF) 1906  
 Scherman, Fred (LHP) 1969-73



# TIGERS ALL-TIME ROSTER

Scherrer, Bill (RHP) 1984-86  
 Scherzer, Max (LHP) 2010-14  
 Schiappacase, Lou (OF) 2010  
 Schlereth, Daniel (LHP) 2010-12  
 Schmach, Brian (RHP) 2003  
 Schmidt, Boss (C/OF) 1906-11  
**Schoop, Jonathan (IF) 2020-**  
 Schreiber, John (RHP) 2019-20  
 Schu, Rick (IF) 1989  
 Schube, Heinie (IF) 1929, 1932-35  
 Schultz, Barney (RHP) 1959  
 Schultz, Bob (LHP) 1955  
 Schwabe, Mike (RHP) 1989-90  
 Scrivener, Chuck (IF) 1975-77  
 Seale, Johnnie (LHP) 1964-65  
 Searcy, Steve (LHP) 1988-91  
 Seats, Tom (LHP) 1940  
 Seay, Bobby (LHP) 2006-09  
 Secory, Frank (OF) 1940  
 Seelbach, Chuck (RHP) 1971-74  
 Semproch, Ray (RHP) 1960  
 Sewell, Rip (RHP) 1932  
 Sharon, Dick (OF) 1973-74  
 Shaw, Al (C/IF) 1901  
 Shaw, Bob (RHP) 1957-58  
 Shea, Merv (C) 1927-29, 1939  
 Sheets, Larry (OF) 1990  
 Sheffield, Gary (OF) 2007-08  
 Shelby, John (OF) 1990-91  
 Shelley, Hugh (OF) 1935  
 Shelton, Chris (C/IF) 2004-06  
 Sheridan, Pat (OF) 1986-88  
 Shiver, Larry (RHP) 1964-67  
 Shevlin, Jimmy (IF) 1930  
 Shiver, Ivey (OF) 1931  
 Shoop, Ron (C) 1959  
**Short, Zack (IF) 2021-**  
 Shorten, Chick (OF/C) 1919-21  
 Siddall, Joe (C) 1998  
 Sierra, Ruben (OF/DH) 1996  
 Sierv, Ed (LHP) 1901-02, 1906-08  
 Sigafos, Frank (IF) 1929  
 Simmons, Al (OF/IF) 1936  
 Simmons, Hack (IF) 1920  
 Simmons, Nelson (OF) 1984-85  
 Simon, Alfredo (RHP) 2015  
 Simon, Randall (1B) 2001-02  
 Sims, Duke (C/OF) 1972-73  
 Sinatro, Matt (C) 1989  
 Singleton, Duane (OF) 1996  
 Sisler, Dave (RHP) 1959-60  
 Sizemore, Scott (IF) 2010-11  
 Skeels, Dave (RHP) 1910  
 Skizas, Lou (OF/IF) 1958  
 Skopec, John (LHP) 1903  
**Skubal, Tarik (LHP) 2020-**  
 Slayback, Jim (RHP) 1978, 1986  
 Slatyack, Bill (RHP) 1972-74  
 Sleater, Lou (LHP) 1957-58  
 Small, Jim (OF) 1955-57  
 Smith, Bob (LHP) 1959  
 Smith, Chad (RHP) 2014  
 Smith, Clay (RHP) 1940  
 Smith, George C. (IF) 1963-65  
 Smith, George S. (RHP) 1926-29  
 Smith, Heinie (IF) 1903  
 Smith, Jack (IF) 1912  
 Smith, Jason (IF) 2004-2005  
 Smith, Rufus (LHP) 1927  
 Smith, Willie (LHP) 1963  
 Smoker, Josh (LHP) 2018  
 Smoly, Drew (LHP) 2012-14  
 Snell, Nate (RHP) 1987  
 Sodowsky, Clint (RHP) 1995-96  
 Soria, Joakim (RHP) 2014-15  
 Sorrell, Vic (RHP) 1928-37  
 Sosa, Elias (RHP) 1982  
**Soto, Gregory (LHP) 2019-**  
 Soutchock, Steve (OF/IF) 1951-55  
 Sparks, Steve (RHP) 2000-03  
 Sparks, Joe (RHP) 1964-69  
 Speer, Kid (LHP) 1909  
 Spencer, George (RHP) 1958, 1960  
 Spencer, Tubby (C/IF) 1916-18  
 Spikes, Charlie (OF) 1978  
 Spilman, Harry (IF) 1986  
 Spurling, Chris (RHP) 2003-06  
 St. Pierre, Max (C) 2010  
 Stainback, Tuck (OF) 1940-41  
 Stairs, Matt (IF) 2006  
 Staley, Gerry (RHP) 1961

Stanage, Oscar (C/IF) 1909-20, 1925  
 Stanley, Mickey (OF/IF) 1964-78  
 Staut, Joe (IF) 1972-73  
 Staub, Rusty (OF) 1976-79  
 Steen, Bill (RHP) 1915  
 Stegman, Dave (OF) 1978-80  
 Steiner, Ben (RP) 1947  
 Stevenson, Todd (OF) 1995  
 Stewart, Christian (OF) 2018-20  
 Stewart, Walter (LHP) 1921  
 Stidham, Phil (RHP) 1994  
 Stoddard, Bob (RHP) 1985  
 Stone, John (OF) 1928-33  
 Stoner, Lal (RHP) 1922, 1924-29  
 Stovall, Jesse (RHP) 1904  
 Strahler, Mike (RHP) 1973  
 Strampe, Bob (RHP) 1972  
 Strange, Doug (IF) 1989  
 Streuli, Walt (C) 1954-56  
 Stroud, Sailor (RHP) 1910  
 Stuart, Martin (RHP) 1949-52  
 Stubbs, Franklin (IF/OF) 1995  
 Stump, Jim (RHP) 1957, 1959  
 Stumpf, Daniel (LHP) 2017-19  
 Sturdivant, Tom (RHP) 1963  
 Suarez, Eugenio (IF) 2014  
 Sugen, Joe (IF) 1912  
 Suggs, George (RHP) 1908-09  
 Sullivan, Billy, Sr. (C) 1916  
 Sullivan, Billy, Jr. (C/IF) 1940-41  
 Sullivan, Charlie (RHP) 1928, 1930-31  
 Sullivan, Jack (IF) 1944  
 Sullivan, Joe (LHP) 1935-36  
 Sullivan, John E. (C) 1905  
 Sullivan, John P. (C) 1963-65  
 Sullivan, Russ (OF) 1951-53  
 Summers, Champ (OF) 1979-81  
 Summers, Ed (RHP) 1908-12  
 Susce, George C. (C) 1932  
 Susce, George D. (RHP) 1958-59  
 Sutherland, Gary (IF) 1974-76  
 Sutherland, Sids (RHP) 1921  
 Sweeney, Bill (IF/OF) 1928  
 Swift, Bob (C) 1944-53  
 Sykes, Bob (LHP) 1977-78  
 Szotkiewicz, Ken (IF) 1970

## — T —

Tanana, Frank (LHP) 1985-92  
 Tata, Jordan (RHP) 2006-07  
 Tavenier, Jackie (IF) 1921, 1925-28  
 Taylor, Bennie (IF) 1952  
 Taylor, Bill (OF) 1957-58  
 Taylor, Bruce (RHP) 1977-79  
 Taylor, Gary (RHP) 1969  
 Taylor, Tony (IF/OF) 1971-73  
 Taylor, Wiley (RHP) 1911  
 Tebbetts, Birdie (C) 1936-42, 1946-47  
 Teheran, Julio (RHP) 2021  
 Terrell, Walt (RHP) 1985-88, 1990-92  
 Terry, John (P) 1902  
 Tettleton, Mickey (C/DH) 1991-94  
 Thames, Marcus (OF) 2004-09  
 Thomas, Brad (LHP) 2010-11  
 Thomas, Bud (RHP) 1939-41  
 Thomas, Clete (OF) 2008-09, 2012  
 Thomas, Frosty (RHP) 1905  
 Thomas, George (IF/OF) 1957-58, 1961, 1964-65  
 Thomas, Ira (C) 1908  
 Thompson, Jason (IF) 1976-80  
 Thompson, Justin (LHP) 1996-99  
 Thompson, Sam (OF) 1906  
 Thompson, Tim (C) 1958  
 Thurman, Gary (OF) 1993  
 Thurmond, Mark (LHP) 1986-87  
 Timmerman, Tom (RHP) 1969-73  
 Tingley, Ron (C) 1995  
 Tobik, Dave (RHP) 1978-82  
 Tobin, Jim (RHP) 1945  
 Tolar, Kevin (LHP) 2000-01  
 Tolman, Tim (OF) 1986-87  
 Tomberlin, Andy (OF/DH) 1998  
 Torgeson, Andrew (IF) 1955-57  
 Torres, Andres (OF) 2002-04  
 Torres, Carlos (RHP) 2019  
 Tracewski, Dick (IF) 1966-69  
 Trammell, Alan (IF) 1977-96  
 Trammell, Bubba (OF/DH) 1997  
 Travers, Al (RHP) 1912  
 Treanor, Matt (C) 2009

Tresh, Tom (IF/OF) 1969  
 Triandos, Gus (C) 1963  
 Trout, Dizzy (RHP) 1939-52  
 Troy, Bun (RHP) 1912  
 Truby, Chris (IF) 2002  
 Trucks, Virgil (RHP) 1941-43, 1945-52, 1956  
 Trujillo, Mike (RHP) 1988-89  
 Tsioutsos, John (RHP) 1957  
 Tuiasosopo, Matt (IF/OF) 2013  
**Turnbull, Spencer (RHP) 2018-**  
 Turner, Jacob (RHP) 2011-12, 2018  
 Turner, Jerry (OF) 1982  
 Tuttle, Bill (OF) 1952, 1954-57  
 Tutwiler, Guy (IF/OF) 1911, 1913

## — U —

Uhl, Bob (RHP) 1940  
 Uhle, George (RHP) 1929-33  
 Ujdur, Jerry (RHP) 1980-83  
 Underwood, Pat (LHP) 1979-80, 1982-83  
 Unser, Al (C/IF) 1942-44  
 Upton, Justin (OF) 2016-17  
 Urbani, Tom (LHP) 1996  
 Urbina, Ugueth (RHP) 2004-05  
 Urdaneta, Lino (RHP) 2004

## — V —

Valdez, Jose (RHP) 2015  
 Valentinetti, Vito (RHP) 1958  
 Valverde, Jose (RHP) 2010-13  
 Vangilder, Elam (RHP) 1928-29  
 Van Heekken, Andy (LHP) 2002  
 Van Poppel, Todd (RHP) 1996  
 Vasquez, Virgil (RHP) 2007  
 Veach, Bobby (OF) 1912-23  
 Veal, Coot (IF) 1958-60, 1963  
 Vedder, Lou (RHP) 1920  
 Veras, Jose (RHP) 2013  
 Veras, Randy (RHP) 1996  
 VerHagen, Drew (RHP) 2014-19  
 Verlander, Justin (RHP) 2005-17  
 Verzer, Tom (IF) 1973-77  
 Vico, Sam (IF) 1948-49  
 Villafuerte, Brandon (RHP) 2000  
 Villarreal, Brayon (RHP) 2011-13  
 Vina, Fernando (IF) 2004  
 Virgil, Ozzie (IF/C) 1958, 1960-61  
 Vitt, Ossie (IF/OF) 1912-18

## — W —

Wade, Jake (LHP) 1936-38  
 Wagner, Hal (C) 1947-48  
 Wagner, Mark (IF) 1976-80  
 Wakefield, Dick (OF) 1941, 1943-44, 1946-49  
 Wakeland, Chris (OF) 2001  
 Walbeck, Matt (C) 1997, 2002-03  
 Walewander, Jim (IF) 1987-88  
 Walker, Dixie (OF) 1938-39  
 Walker, Frank (OF) 1917-18  
 Walker, Gee (OF) 1931-37  
 Walker, Hub (OF) 1931, 1935, 1945  
 Walker, Jamie (LHP) 2002-06  
 Walker, Luke (LHP) 1974  
 Walker, Mike (RHP) 1996  
 Walker, Tom (RHP) 1975  
 Walkup, Jim E. (RHP) 1939  
 Walkup, Jim H. (LHP) 1927  
 Walsh, Jim (LHP) 1921  
 Wapnik, Steve (RHP) 1990  
 Ward, Gary (OF) 1989-90  
 Ward, Harp (OF) 1912  
 Warden, Jan (LHP) 1968  
 Warner, Jack (IF) 1925-28  
 Warner, John (C) 1905-06  
 Washburn, Jarrod (LHP) 2009  
 Watson, Johnny (IF) 1930  
 Weaver, Jeff (RHP) 1999-2002  
 Weaver, Jim (OF) 1985  
 Weaver, Roger (RHP) 1980  
 Webb, Earl (OF/IF) 1932-33  
 Webb, Skeeter (IF) 1945-46  
 Weber, Thad (RHP) 2012  
 Wehmeier, Herm (RHP) 1958  
 Weik, Dick (RHP) 1953-54  
 Weinhardt, Robbie (RHP) 2010-11  
 Welch, Milt (C) 1945  
 Wells, Casper (OF) 2010-11  
 Wells, David (LHP) 1993-95  
 Wells, Ed (LHP) 1923-27  
 Wert, Don (IF) 1963-70

Wertz, Vic (OF/IF) 1947-52, 1961-63  
 Wheatley, Charlie (RHP) 1912  
 Whelan, Kevin (RHP) 2014  
 Whillcock, Jack (RHP) 1971  
 Whitaker, Lou (IF) 1977-95  
 White, Derrick (OF/IF) 1995  
 White, Hal (RHP) 1941-43, 1946-52  
 White, Jo-Jo (OF) 1932-38  
 White, Rondell (OF) 2004-05  
 Whitehill, Earl (LHP) 1923-32  
 Whiteside, Sean (LHP) 1995  
 Wickander, Kevin (LHP) 1995  
 Wickersham, Dave (RHP) 1964-67  
 Wiggs, Jimmy (RHP) 1905-06  
 Wright, Bill (LHP) 1952-53  
 Wilcox, Milt (RHP) 1977-85  
 Wilk, Adam (LHP) 2011-12  
 Willett, Ed (RHP) 1906-13  
 Williams, Brian (RHP) 1996  
 Williams, Eddie (OF/IF/DH) 1996  
 Williams, Frank (RHP) 1989  
 Williams, Johnny (RHP) 1914  
 Williams, Ken (OF) 1989-90  
 Williams, Lefty (LHP) 1913-14  
 Willis, Carl (RHP) 1984  
 Willis, Dontrelle (LHP) 2008-10  
 Wilson, Alex (RHP) 2015-18  
 Wilson, Bobby (C) 2016, 2019  
 Wilson, Earl (RHP) 1966-70  
 Wilson, Glenn (OF) 1982-83  
 Wilson, Icehouse (PH) 1934  
 Wilson, Jack (RHP) 1942  
 Wilson, Josh (IF) 2015  
 Wilson, Justin (LHP) 2016-17  
 Wilson, Matt (RHP) 1920  
 Wilson, Red (C) 1954-60  
 Wilson, Squanto (C) 1911  
 Wilson, Vance (C) 2005-08  
 Wilson, Walter (RHP) 1945  
 Wingo, Red (OF/IF) 1924-28  
 Winter, George (RHP) 1908  
 Wise, Casey (IF) 1960  
 Wise, Hughie (C) 1930  
 Witt, Kevin (IF) 2003  
 Wockenfuss, John (C/OF/IF) 1974-83  
 Wojeyp, Pete (RHP) 1956-57  
 Wolf, Randy (LHP) 2015  
 Wood, Bob (C) 1904-05  
 Wood, Jake (IF/OF) 1961-67  
 Wood, Jason (IF/DH) 1998-99  
 Wood, Joe (IF) 1943  
 Woodall, Larry (C) 1920-29  
 Woodshell, Hal (LHP) 1956, 1961  
 Woods, Ron (OF) 1969  
 Woodyard, Mark (RHP) 2005  
 Works, Ralph (RHP) 1909-12  
 Worrell, Tim (RHP) 1998  
 Worth, Danny (IF) 2010-14  
 Wuesting, Yats (IF) 1929-30  
 Wyatt, John (RHP) 1968  
 Wyatt, Whit (RHP) 1929-33

## — Y —

Yan, Esteban (RHP) 2004  
 Yde, Emil (LHP) 1929  
 Yeager, Joe (IF/RHP/OF) 1901-03  
 Yelle, Archie (C) 1917-19  
 Yewciv, Tom (C) 1957  
 York, Rudy (IF/C/OF) 1934, 1937-45  
 Yost, Eddie (IF) 1959-60  
 Young, Demitri (OF) 2011-12  
 Young, Ernie (OF/OF) 2002-06  
 Young, Ernie (IF) 1971  
 Young, Kip (RHP) 1978-79  
 Young, Matt (IF/OF) 2012  
 Young, Ralph (IF) 1915-21

## — Z —

Zachary, Chris (RHP) 1972  
 Zamloch, Carl (RHP) 1913  
 Zepp, Bill (RHP) 1971  
 Zernial, Gus (OF/IF) 1958-59  
 Zimmermann, Jordan (RHP) 2016-20  
 Zumaya, Joel (RHP) 2006-10  
 Zvernick, George (RHP) 1954-55



## DETROIT NATIONAL LEAGUE CLUB

1881-1888

— B —  
Baldwin, Lady (LHP/OF), 1885-88  
Beatin, Eb (RHP), 1987-88  
Beatie, Dave (C/OF), 1884  
Bennett, Charlie (C/IF/OF), 1881-88  
Bradley, George (IF), 1881  
Brill, Frank (RHP), 1884  
Briddy, Fatty (C), 1887  
Broughton, Cal (C), 1888  
Brouthers, Dan (IF), 1886-88  
Brown, Lew (IF/OF), 1881  
Bryant, George (IF), 1885  
Buker, Harry (IF/OF), 1884  
Burke, Walter (P), 1887  
Burns, Dick (OF/LHP), 1883

— C —  
Campau, Count (OF), 1888  
Casey, Bob (IF), 1882  
Casey, Dan (LHP), 1885  
Collins, Chub (IF), 1885  
Conway, Pete (RHP/OF), 1886-88  
Cox, Frank (IF), 1884  
Crane, Sam (IF/OF), 1885-86

— D —  
Decker, Harry (C/IF/OF), 1886  
Derby, George (RHP), 1881-82  
Donely, Jim (IF), 1885  
Dorgan, Mike (IF/OF), 1881  
Dunlap, Fred (IF/OF/RHP), 1886-87

— F —  
Farrell, Joe (IF/OF) 1882-84  
Foley, Will (IF), 1881  
Forster, Tom (IF), 1882

— G —  
Ganzel, Charlie (C/IF/OF), 1886-88  
Gastfield, Ed (C/IF/OF), 1884-85  
Geiss, Bill (IF/OF/P), 1884  
Gerhardt, Joe (IF), 1881  
Getzein, Charlie (RHP), 1884-88  
Gillen, Tom (C), 1888  
Gilligan, Barney (C), 1888  
Gruber, Henry (LHP), 1887-88  
Guiney, Ben (C/OF), 1883-84

— H —  
Halpin, Jim (IF), 1885  
Hanlon, Ned (IF/OF), 1881-88  
Houck, Sadie (IF), 1881, 1883

— J —  
Jones, Frank (IF/OF), 1884  
Jones, Jumping Jack (RHP), 1883

— K —  
Kearns, Tom (IF), 1882, 1884  
Kellogg, Nat (IF), 1885  
Kenzie, Walter (IF), 1882  
Knight, Lon (OF/IF), 1881-82

— L —  
LaRouque, Sam (IF), 1888  
Leary, Jack (OF/LHP), 1881  
Lowe, Richard (C), 1884  
Luff, Henry (IF), 1882

— M —  
Manning, Jimmy (IF/OF), 1885-87  
Mansell, Tom (IF/LHP), 1883  
McGeachy, Jack (OF), 1886

McGeary, Mike (IF), 1882  
McGuire, Deacon (C/OF), 1885, 1888  
McIntyre, Frank (P), 1883  
McQuery, Mox (IF/OF), 1885  
Meinke, Frank (IF/P/OF), 1884-85  
Moore, Jerry (C), 1885  
Moriarity, Gene (OF/IF/LHP), 1885  
Morrissey, John (IF), 1882  
Morton, Charlie (IF), 1885  
Mountain, Frank (RHP), 1881  
Moynahan, Mike (OF), 1881  
Mullane, Tony (P), 1881

— N —  
Nicholson, Parson (IF), 1888

— O —  
O'Leary, Dan (OF), 1881  
Olin, Frank (IF), 1885

— P —  
Phillips, Marr (IF), 1885  
Powell, Martin (IF/C), 1881-83  
Prince, Walter (IF/OF), 1884

— Q —  
Quest, Joe (IF/OF), 1883-85

— R —  
Radbourn, George (RHP/OF) 1883  
Reiley, Charlie (C/IF/OF), 1881  
Richardson, Hardy (IF/OF/RHP), 1886-88  
Ringo, Frank (C/IF/OF), 1885  
Robinson, Yank (IF/OF/RHP), 1882  
Rowe, Jack (IF/C), 1886-88

— S —  
Santry, Ed (IF), 1884  
Scheffler, Ted (OF), 1888  
Scheibeck, Frank (IF), 1888  
Scott, Milt (IF), 1884-85  
Shaw, Dupee (LHP/OF), 1883-84  
Shindle, Bill (IF/OF), 1886-87  
Smith, Bill (P), 1886  
Smith, Phenomenal (LHP), 1886  
Stearns, Dan (IF), 1881  
Sutcliffe, Sy (IF/C/OF), 1888

— T —  
Taylor, Billy (OF), 1881  
Thompson, Sam (OF), 1885-88  
Trott, Sam (C/IF/OF), 1881-83  
Troy, Dasher (IF), 1881-82  
Twitchell, Larry (OF/RHP), 1886-88

— W —  
Weber, Harry (OF), 1884  
Weidmann, Stump (RHP/OF/IF), 1881-85, 1887  
Wells, Jake (C), 1888  
White, Deacon (IF/OF), 1886-88  
White, Will (RHP), 1881  
Whitney, Art (IF/RHP), 1881-82  
Willigrod, Julius (OF), 1882  
Wise, Sam (IF), 1881  
Wood, Fred (C/OF/IF), 1884  
Wood, George (OF/IF/RHP), 1881-85

— Z —  
Zimmer, Chief (C/OF), 1884

## TIGERS ALL-TIME TRADES

- 1903  
June 10 Acquired INF's Ernie Courtney and Herman Long from the **Yankees** for INF Kid Elberfield
- 1904  
January 8 Acquired RHP Jesse Stovall and LHP Ed Killian from the **Indians** for OF Billy Lush  
July 25 Acquired C Monte Beville from the **Yankees** for C Frank McManus  
August 7 Acquired INF Piano Legs Hickman from the **Indians** for C Fritz Buelow and INF Charlie Carr
- 1909  
August 13 Acquired INF Jim Delahanty from the **Senators** for INF's Germany Schaefer and Red Killefer  
August 20 Acquired INF Tom Jones from the **Browns** for INF Claude Rossman
- 1915  
August 18 Acquired RHP's Bill James and Grover Lowdermilk from the **Browns** for OF Baby Doll Jacobson
- 1919  
January 17 Acquired LHP Slim Love, C Eddie Ainsmith and OF Chick Shorten from the **Red Sox** for INF Ossie Vitt  
July 5 Acquired RHP Doc Ayers from the **Senators** for RHP Eric Erickson
- 1922  
October 30 Acquired RHP Rip Collins and INF Del Pratt from the **Red Sox** for RHP's Carl Holling and Howard Ehmke,  
INF Danny Clark, OF Babe Herman and cash considerations  
November 24 Acquired LHP Ray Francis from the Senators for INF Chick Gagnon
- 1925  
December 9 Acquired INF Homer Ezzell and OF Tex Vache from the **Red Sox** for INF Fred Haney
- 1927  
January 15 Acquired C Pinky Hargrave and INF's Marty McManus and Bobby LaMotte from the **Browns** for LHP Lefty Stewart,  
C Otto Miller and INF's Frank O'Rourke and Billy Mullen
- December 2 Acquired RHP Elam Vangilder, INF Chick Galloway and OF Harry Rice from the Browns for INF Lu Blue and OF Heinie Manush
- 1928  
December 11 Acquired RHP George Uhle from the **Indians** for RHP Ken Holloway and INF Jackie Tavener  
December 19 Acquired INF Bucky Harris from the **Senators** for INF Jack Warner
- 1930  
May 30 Acquired RHP Waite Hoyt and INF Mark Koenig from the **Yankees** for RHP Ownie Carroll, INF Yats Wuestling and OF Harry Rice
- 1931  
March 31 Acquired C Muddy Ruel from the **Red Sox** for INF Marty McManus
- 1932  
June 12 Acquired OF Earl Webb from the **Red Sox** for INF Dale Alexander and OF Roy Johnson  
December 14 Acquired RHP Firpo Marberry and LHP Carl Fischer from the **Senators** for LHP Earl Whitehill
- 1933  
June 2 Acquired RHP Vic Frasier from the **White Sox** for RHP Whit Wyatt  
December 12 Acquired C Mickey Cochrane from the **Athletics** for C Johnny Pasek and cash considerations  
December 20 Acquired OF Goose Goslin from the **Senators** for OF John Stone
- 1936  
April 30 Acquired INF Jack Burns from the **Browns** for LHP Chief Hogsett
- 1937  
December 2 Acquired RHP Vern Kennedy, INF Tony Piet and OF Dixie Walker from the **White Sox** for C Mike Tresh, INF Marv Owen and OF Gee Walker
- 1938  
December 15 Acquired LHP Archie McKain and INF Pinky Higgins from the **Red Sox** for RHP Eldon Auker, LHP Jake Wade and OF Chet Morgan



# TIGERS ALL-TIME TRADES

- 1939**  
 May 13 Acquired RHP's Bobo Newsom and Jim Walkup, INF Red Kress and OF Beau Bell from the **Browns** for RHP's Vern Kennedy, Bob Harris, George Gill and Roxie Lawson, INF Mark Christman and OF Chet Laabs  
 June 14 Acquired OF Earl Averill from the **Indians** for LHP Harry Eisenstat and cash considerations  
 December 6 Acquired INF Dick Bartell from the **Cubs** for INF Billy Rogell
- 1940**  
 January 20 Acquired OF Bruce Campbell from the **Indians** for OF Beau Bell
- 1941**  
 December 12 Acquired INF Jimmy Bloodworth and OF Doc Cramer from the **Senators** for INF Frank Croucher and OF Bruce Campbell
- 1942**  
 July 17 Acquired RHP Jack Wilson from the **Senators** for INF Eric McNair (McNair refused to report)
- 1943**  
 October 11 Acquired C Bob Swift and INF Don Heffner from the **Athletics** for OF Rip Radcliff
- 1944**  
 December 12 Acquired INF Skeeter Webb from the **White Sox** for INF Joe Orengo
- 1945**  
 January 27 Acquired OF Roy Cullenbine from the **Indians** for INF's Don Ross and Dutch Meyer
- 1946**  
 January 3 Acquired INF Eddie Lake from the **Red Sox** for INF Rudy York  
 May 18 Acquired INF George Kell from the **Athletics** for OF Barney McCosky
- 1947**  
 May 20 Acquired C Hal Wagner from the **Red Sox** for C Birdie Tebbetts
- 1948**  
 November 10 Acquired C Aaron Robinson from the **White Sox** for LHP Billy Pierce and cash considerations
- 1949**  
 May 7 Acquired INF Don Kolloway from the **White Sox** for C Vern Rapp  
 December 14 Acquired INF Gerry Priddy from the **Browns** for RHP Lou Kretlow and cash considerations  
 December 17 Acquired INF Dick Kryhoski from the **Yankees** for OF Dick Wakefield
- 1951**  
 May 15 Acquired LHP Bob Cain from the **White Sox** for RHP Saul Rogovin
- 1952**  
 February 14 Acquired LHP Dick Littlefield, C Matt Batts, INF Ben Taylor and OF Cliff Mapes from the **Browns** for LHP's Gene Bearden and Bob Cain  
 June 3 Acquired LHP Bill Wight, INF's Johnny Pesky, Walt Drogo and Fred Hatfield and OF Don Lenhardt from the **Red Sox** for RHP Dizzy Trout, INF's George Kell and Johnny Lipon and OF Hoot Evers  
 August 14 Acquired RHP's Ned Garver, Dave Madison and Bud Black and OF Jim Delsing from the **Browns** for RHP Marlin Stuart, LHP Dick Littlefield and OF's Vic Wertz and Don Lenhardt  
 October 27 Acquired OF Jake Crawford from the **Browns** for INF Neil Berry and OF Cliff Mapes  
 December 4 Acquired INF Owen Friend, INF/OF J.W. Porter and OF Bob Nieman from the **Browns** for RHP's Virgil Trucks and Hal White and OF Johnny Groth
- 1953**  
 January 29 Acquired INF Billy Hitchcock from the **Athletics** for INF Don Kolloway  
 June 15 Acquired RHP's Steve Gromek and Dick Weik, LHP Al Aber and INF Ray Boone from the **Indians** for RHP Art Houtteman, LHP Bill Wight, C Joe Ginsberg and INF Owen Friend
- 1954**  
 May 29 Acquired C Robert Wilson from the **White Sox** for C Matt Batts  
 June 9 Acquired INF Wayne Belardi from the **Dodgers** for RHP Ernie Nevel, C John Bucha, INF Charley Kress and cash considerations  
 December 6 Acquired RHP Leo Cristante and INF's Ferris Fain and Jack Phillips from the **White Sox** for LHP Ted Gray, INF Walt Drogo and OF Bob Nieman
- 1955**  
 November 30 Acquired RHP Virgil Trucks from the **White Sox** for OF Bubba Phillips
- 1956**  
 May 15 Acquired INF Jim Brideweser and INF/OF Bob Kennedy from the **White Sox** for INF Fred Hatfield and OF Jim Delsing  
 December 3 Acquired RHP's Jack Crimian and Bill Harrington and INF's Eddie Robinson and Jim Finigan from the **Athletics** for RHP's Virgil Trucks and Ned Garver, LHP Gene Host and INF Wayne Belardi
- 1957**  
 February 12 Acquired INF Jack Dittmer from the **Braves** for OF Charles King and cash considerations  
 April 30 Acquired OF Karl Olson from the **Red Sox** for INF Jack Phillips  
 June 13 Acquired OF Dave Philley and cash considerations from the **White Sox** for INF Earl Torgeson  
 November 20 Acquired RHP Tom Morgan, LHP Maury McDermott, C Charlie Thompson, INF Billy Martin and OF's Gus Zernial and Lou Skizas from the **Athletics** for RHP's Duke Maas and John Tsitouris, C Frank House, INF Kent Hadley, OF's Bill Tuttle and Jim Small and a player to be named (INF Jim McManus)
- 1958**  
 January 28 Acquired INF's Ozzie Virgil and Gail Harris from the **Giants** for INF Jim Finigan and cash considerations  
 February 18 Acquired LHP Hank Aguirre and C Jim Hegan from the **Indians** for LHP Hal Woodeschick and C J.W. Porter  
 March 31 Acquired RHP Vito Valentinetti and INF Milt Bolling from the **Indians** for RHP Pete Wojey and cash considerations  
 June 15 Acquired RHP Bill Fischer and OF Tito Francona from the **White Sox** for RHP Bob Shaw and INF Ray Boone  
 June 23 Acquired RHP Al Cicotte from the **Senators** for RHP Vito Valentinetti  
 July 27 Acquired C John Turk and cash considerations from the **Phillies** for C Jim Hegan  
 November 20 Acquired RHP Ray Narleski, LHP Don Mossi and INF Ossie Alvarez from the **Indians** for RHP Al Cicotte and INF Billy Martin  
 December 5 Acquired C Lou Berberet from the **Red Sox** for RHP Herb Moford  
 December 6 Acquired INF's Eddie Yost and Rocky Bridges and OF Neil Chrisley from the **Senators** for INF's Reno Bertoia and Ron Samford and OF Jim Delsing
- 1959**  
 January 29 Acquired OF Larry Doby from the **Indians** for OF Tito Francona  
 May 2 Acquired RHP Dave Sisler and INF Ted Lepcio from the **Red Sox** for LHP Billy Hoefl  
 October 15 Acquired RHP Don Kaiser, C Mike Roarke and INF Casey Wise from the **Braves** for RHP Don Lee and C Charlie Lau
- 1960**  
 April 12 Acquired INF Norm Cash from the **Indians** for INF Steve Demeter  
 April 17 Acquired OF Rocky Colavito from the **Indians** for OF Harvey Kuenn  
 May 6 Acquired OF Sandy Amoros from the **Dodgers** for INF Gail Harris  
 June 15 Acquired RHP Clem Labine from the **Dodgers** for RHP Ray Semproch  
 July 22 Acquired RHP Bill Fischer from the **Senators** for RHP Tom Morgan  
 July 25 Acquired C Hank Foiles from the **Indians** for C Bob Wilson and INF Rocky Bridges  
 December 7 Acquired RHP Terry Fox, C Dick Brown, INF Chuck Cottier and OF Bill Bruton from the **Braves** for INF Frank Bolling and OF Neil Chrisley
- 1961**  
 May 10 Acquired INF Jim Baumer from the **Reds** for INF Dick Gernert  
 June 5 Acquired LHP Hal Woodeschick from the **Senators** for INF Chuck Cottier  
 June 7 Acquired RHP Jerry Casale from the **Angels** for RHP Jim Donohue  
 July 31 Acquired RHP Gerry Staley and INF Reno Bertoia from the **Athletics** for RHP Bill Fischer and INF Ozzie Virgil

# TIGERS ALL-TIME TRADES



September 8	Acquired INF Vic Wertz from the <b>Red Sox</b> for cash considerations
December 1	Acquired RHP Sam Jones from the <b>Colt 45's</b> for RHPs Bob Bruce and Manny Montejo
<b>1962</b>	
June 25	Acquired INF/OF Bob Farley from the <b>White Sox</b> for OF Charlie Maxwell
November 25	Acquired INF Bubba Phillips from the <b>Indians</b> for RHP Gordon Seyfried and LHP Ron Nischwitz
November 26	Acquired C Gus Triandos and OF Whitey Herzog from the <b>Orioles</b> for C Dick Brown
November 27	Acquired RHP Bob Anderson from the <b>Cubs</b> for INF Steve Boros
<b>1963</b>	
August 23	Acquired OF Wayne Comer and cash considerations from the <b>Senators</b> for INF Larry Osborne
May 8	Acquired OF Lou Johnson and cash considerations from the <b>Braves</b> for INF Chico Fernandez
June 15	Acquired OF George Thomas and cash considerations from the <b>Angels</b> for RHP Paul Foytack and INF Frank Kostro
November 18	Acquired RHP's Ed Rakow and Dave Wickersham and INF Jerry Lumpe from the <b>Athletics</b> for RHP Bob Anderson, OF Rocky Colavito and cash considerations
December 4	Acquired RHP Jack Hamilton and OF Don Demeter from the <b>Phillies</b> for RHP Jim Bunning and C Gus Triandos
<b>1964</b>	
April 9	Acquired RHP Larry Sherry from the <b>Dodgers</b> for OF Lou Johnson and cash considerations
April 28	Acquired RHP Julio Navarro from the <b>Angels</b> for OF Willie Smith
<b>1965</b>	
October 4	Acquired RHP Bill Monbouquette from the <b>Red Sox</b> for INF George Smith and OF George Thomas
December 15	Acquired INF Dick Tracewski from the <b>Dodgers</b> for RHP Phil Regan
<b>1966</b>	
May 10	Acquired LHP Johnny Podres from the <b>Dodgers</b> for cash considerations
May 10	Acquired cash considerations from the <b>Phillies</b> for RHP Terry Fox
June 14	Acquired RHP Earl Wilson and OF Joe Christopher from the <b>Red Sox</b> for RHP Julio Navarro and OF Don Demeter
<b>1967</b>	
May 5	Acquired cash considerations from the <b>Indians</b> for RHP Orlando Pena
June 23	Acquired cash considerations from the <b>Reds</b> for OF Jake Wood
June 29	Acquired OF Jim Landis from the <b>Astros</b> for RHP Larry Sherry
August 17	Acquired INF Eddie Mathews from the <b>Astros</b> for RHP Fred Gladding and cash considerations
November 28	Acquired RHP Dennis Ribant from the <b>Pirates</b> for RHP Dave Wickersham
<b>1968</b>	
April 3	Acquired INF Fred Moulder from the <b>Dodgers</b> for LHP Hank Aguirre
July 26	Acquired RHP Don McMahon from the <b>White Sox</b> for RHP Dennis Ribant
<b>1969</b>	
June 14	Acquired INF/OF Tom Tresh from the <b>Yankees</b> for OF Ron Woods
December 3	Acquired RHP Jerry Robertson from the <b>Expos</b> for RHP Joe Spatano
December 4	Acquired RHP Joe Niekro from the <b>Padres</b> for RHP Pat Dobson and INF Dave Campbell
December 13	Acquired INF Dalton Jones from the <b>Red Sox</b> for INF Tom Matchick
<b>1970</b>	
May 22	Acquired LHP Bill Rohr and OF Russ Nagelson from the <b>Indians</b> for RHP Fred Lasher
October 9	Acquired RHP's Joe Coleman and Jim Hannan and INF's Eddie Brinkman and Aurelio Rodriguez from the <b>Senators</b> for RHP's Denny McLain and Norm McRae, INF Don Wert and OF Elliott Maddox
<b>1971</b>	
March 29	Acquired RHP Bill Zepp from the <b>Twins</b> for RHP Art Clifford and INF Bob Adams
June 12	Acquired INF Tony Taylor from the <b>Phillies</b> for RHP's Mike Frenuth and Carl Cavanaugh
December 2	Acquired C Tom Haller from the <b>Dodgers</b> for a player to be named (LHP Bernie Beckman) and cash considerations
<b>1972</b>	
May 9	Acquired INF/OF Reggie Sanders from the <b>Athletics</b> for LHP Mike Kilkenny
May 30	Acquired RHP Norm McRae from the <b>Rangers</b> for INF Dalton Jones
November 30	Acquired OF Dick Sharon from the <b>Pirates</b> for RHP Norm McRae and LHP Jim Foor
<b>1973</b>	
March 27	Acquired RHP Jim Perry from the <b>Twins</b> for RHP Danny Fife and cash considerations
April 2	Acquired C Charlie Sands from the <b>Pirates</b> for RHP Chris Zachary
May 14	Acquired C Bob Didier from the <b>Braves</b> for C Gene Lamont
June 15	Acquired RHP Ed Farmer from the <b>Indians</b> for RHP Tom Timmerman and INF Kevin Collins
October 23	Acquired OF Ben Oglivie from the <b>Red Sox</b> for INF Dick McUliffe
December 3	Acquired RHP Jim Ray and INF Gary Sutherland from the <b>Astros</b> for LHP Fred Scherman and cash considerations
December 6	Acquired LHP Ray Newman from the <b>Brewers</b> for RHP Mike Strahler
<b>1974</b>	
August 19	Acquired C Gerry Moses from the <b>Yankees</b> and traded RHP Jim Perry to the <b>Indians</b> and RHP Ed Farmer to the <b>Yankees</b> (the <b>Indians</b> traded RHP Rick Sawyer and OF Walt Williams to the <b>Yankees</b> ) three-way deal
November 18	Acquired INF Nate Colbert from the <b>Padres</b> for RHP Bob Strampe, INF Eddie Brinkman and OF Dick Sharon
December 4	Acquired RHP Tom Walker and C Terry Humphrey from the <b>Expos</b> for LHP Woodie Fryman
December 5	Acquired cash considerations from the <b>Pirates</b> for RHP Jim Ray
<b>1975</b>	
March 29	Acquired INF Jack Pierce from the <b>Braves</b> for INF/OF Reggie Sanders
May 29	Acquired RHP Bob Reynolds from the <b>Orioles</b> for RHP Fred Holdsworth
December 6	Acquired LHP's Dave Roberts and Jim Crawford and C Milt May from the <b>Astros</b> for RHP's Gene Pentz and Mark Lemongello, C Terry Humphrey and OF Leon Roberts
<b>1976</b>	
June 8	Acquired cash considerations from the <b>Cubs</b> for RHP Joe Coleman
June 10	Acquired INF Pedro Garcia from the <b>Brewers</b> for INF Gary Sutherland
<b>1977</b>	
April 12	Acquired RHP Steve Foucault from the <b>Rangers</b> for OF Willie Horton
July 30	Acquired cash considerations from the <b>Cubs</b> for LHP Dave Roberts
December 9	Acquired OF Charlie Spikes from the <b>Indians</b> for INF Tom Verzyer
December 9	Acquired RHP Jim Slaton and LHP Rich Folkers from the <b>Brewers</b> for OF Ben Oglivie
<b>1978</b>	
January 30	Acquired INF Steve Dillard from the <b>Red Sox</b> for RHP's Michael Burns and Frank Harris and cash considerations
March 6	Acquired RHP Jack Billingham from the <b>Reds</b> for LHP George Cappuzzello and OF John Valle
December 4	Acquired RHP Aurelio Lopez and OF Jerry Morales from the <b>Cardinals</b> for LHPs Bob Sykes and Jack Murphy
<b>1979</b>	
March 13	Acquired RHP Mardie Cornejo from the <b>Mets</b> for LHP Ed Glynn
March 20	Acquired INF Steve Dillard from the <b>Cubs</b> for C Ed Putman
May 25	Acquired OF Champ Summers from the <b>Reds</b> for LHP Sheldon Burnside
July 20	Acquired C Randy Schafer and cash considerations from the <b>Expos</b> for OF Rusty Staub
October 31	Acquired INF Richie Hebner from the <b>Mets</b> for INF Phil Mankowski and OF Jerry Morales
December 5	Acquired LHP Jeff Holly from the <b>Twins</b> for RHP Fernando Arroyo
December 7	Acquired cash considerations from the <b>Padres</b> for INF Aurelio Rodriguez
December 7	Acquired LHP Dan Schatzeder from the <b>Expos</b> for OF Ron LeFlore



# TIGERS ALL-TIME TRADES

- 1980**  
 March 14 Acquired C Duffy Dyer from the **Expos** for INF Jerry Manuel  
 May 12 Acquired cash considerations from the **Red Sox** for RHP Jack Billingham  
 May 27 Acquired OF Al Cowens from the **Angels** for INF Jason Thompson  
 June 2 Acquired OF Jim Lentine from the **Cardinals** for LHP John Martin and OF Al Greene  
 December 10 Acquired LHP Kevin Saucier from the **Rangers** for INF Mark Wagner  
 December 12 Acquired LHP Dennis Kinney from the **Padres** for OF Dave Stegman
- 1981**  
 April 1 Acquired INF Mick Kelleher from the **Cubs** for cash considerations  
 August 22 Acquired INF Ron Jackson from the **Twins** for OF Tim Corcoran  
 November 27 Acquired OF Chet Lemon from the **White Sox** for OF Steve Kemp  
 December 9 Acquired OF Larry Herndon from the **Giants** for LHP's Dan Schatzeder and Mike Chris
- 1982**  
 March 4 Acquired INF Enos Cabell and cash considerations from the **Giants** for OF Champ Summers  
 March 23 Acquired OF Ed Miller from the **Braves** for RHP Roger Weaver  
 March 30 Acquired RHP Elias Sosa from the **Expos** for cash considerations  
 April 21 Acquired cash considerations from the **Angels** for INF Mick Kelleher  
 October 7 Acquired cash considerations from the **Padres** for RHP Elias Sosa
- 1983**  
 March 24 Acquired OF John Grubb from the **Rangers** for RHP Dave Tobik  
 March 25 Acquired C Sal Butera from the **Twins** for C Stine Poole  
 June 22 Acquired RHP Doug Bair from the **Cardinals** for a player to be named (LHP Dave Rucker)  
 June 30 Acquired INF Wayne Krenchicki from the **Reds** for LHP Pat Underwood  
 November 21 Acquired cash considerations from the **Reds** for INF Wayne Krenchicki
- 1984**  
 March 27 Acquired LHP Willie Hernandez and INF Dave Bergman from the **Phillies** for C John Wockenfuss and OF Glenn Wilson  
 August 28 Acquired LHP Bill Scherrer from the **Reds** for a player to be named (RHP Carl Willis) and cash considerations  
 December 7 Acquired RHP Walt Terrell from the **Mets** for INF Howard Johnson
- 1985**  
 April 5 Acquired OF Alex Sanchez from the **Giants** for RHP Roger Mason  
 June 20 Acquired LHP Frank Tanana from the **Rangers** for RHP Duane James  
 October 7 Acquired RHP Eric King, LHP Dave LaPoint and C Matt Nokes from the **Giants** for RHP's Juan Berenguer and Scott Medvin and C Bob Melvin  
 November 13 Acquired OF Dave Collins from the **Athletics** for INF/OF Barbaro Garbey  
 December 12 Acquired INF/OF Darnell Coles from the **Mariners** for RHP Rich Monteleone
- 1986**  
 January 18 Acquired INF/OF Dave Engle from the **Twins** for INF Chris Pittaro and OF Alex Sanchez  
 July 9 Acquired LHP Mark Thurmond from the **Padres** for LHP Dave LaPoint  
 August 9 Acquired C Mike Heath from the **Cardinals** for RHP Ken Hill and a player to be named (INF Mike Laga)
- 1987**  
 January 27 Acquired OF's Terry Harper and Freddie Tiburcio from the **Braves** for RHP Randy O'Neal and LHP Chuck Cary  
 March 24 Acquired C Orlando Mercado from the **Rangers** for a player to be named (OF Ruben Guezman)  
 May 5 Acquired RHP Balvino Galvez from the **Dodgers** for C Orlando Mercado  
 June 22 Acquired RHP Karl Best from the **Mariners** for RHP Bryan Kelly  
 June 26 Acquired RHP Shawn Holman and INF Pete Rice from the **Pirates** for OF Terry Harper  
 August 7 Acquired INF Jim Morrison from the **Pirates** for INF/OF Darnell Coles and a player to be named (LHP Morris Madden)  
 August 12 Acquired RHP Doyle Alexander from the **Braves** for RHP John Smoltz  
 September 22 Acquired RHP Dickie Noles from the **Cubs** for a player to be named (Noles returned to Cubs on October 23)  
 December 5 Acquired OF Gary Pettis from the **Angels** for RHP Dan Petry
- 1988**  
 February 24 Acquired INF Julius McDougal from the **Twins** for INF Doug Baker  
 February 27 Acquired INF Ray Knight from the **Orioles** for LHP Mark Thurmond  
 March 24 Acquired OF Billy Beane from the **Twins** for RHP Balvino Galvez  
 March 28 Acquired RHP Don Schulze from the **Twins** for RHP Karl Best  
 August 31 Acquired OF Fred Lynn from the **Orioles** for RHP Cesar Mejia, LHP Robinson Garces and C Chris Hoiles  
 August 31 Acquired RHP Ted Power from the **Royals** for LHP Mark Lee and C Rey Palacios  
 October 28 Acquired INF/OF Keith Moreland and INF Chris Brown from the **Padres** for RHP Walt Terrell
- 1989**  
 March 23 Acquired INF Mike Brumley from the **Padres** for INF Luis Salazar  
 March 23 Acquired RHP Charlie Hudson from the **Yankees** for INF Tom Brookens  
 March 23 Acquired OF Kenny Williams from the **White Sox** for RHP Eric King  
 June 16 Acquired OF Tracy Jones from the **Giants** for OF Pat Sheridan  
 July 17 Acquired OF's Domingo Michel and Steve Green from the **Dodgers** for OF Billy Bean  
 July 28 Acquired LHP Brian DuBois from the **Orioles** for INF Keith Moreland  
 December 6 Acquired RHP Matt Kinzer and OF Jim Lindeman from the **Cardinals** for RHP Marcos Betances, C Bill Henderson and INF Pat Austin
- 1990**  
 January 10 Acquired OF Larry Sheets from the **Orioles** for INF Mike Brumley  
 April 2 Acquired RHP Terry Don Gleaton from the **Royals** for RHP Greg Everson  
 June 2 Acquired RHP's Lance McCullers and Clay Parker from the **Yankees** for C Matt Nokes  
 June 18 Acquired OF Darnell Coles from the **Mariners** for OF Tracy Jones  
 October 1 Acquired LHP Mike Munoz from the **Dodgers** for RHP Mike Wilkins
- 1991**  
 January 12 Acquired C Mickey Tettleton from the **Orioles** for RHP Jeff Robinson  
 January 22 Acquired INF Todd Haney from the **Mariners** for LHP Dave Richards  
 March 19 Acquired RHP Mark Leiter from the **Yankees** for INF Torey Lovullo  
 March 30 Acquired C Andy Allanson from the **Royals** for C Jim Baxter  
 June 25 Acquired INF Victor Rosario from the **Braves** for RHP Dan Petry
- 1992**  
 January 22 Acquired LHP Tony Castillo and OF Mark Carreon from the **Mets** for LHP Paul Gibson
- 1993**  
 March 31 Acquired OF Eric Davis from the **Dodgers** for a player to be named (RHP John DeSilva)
- 1994**  
 March 31 Acquired C Alan Zinter from the **Mets** for INF Rico Brogna  
 May 11 Acquired RHP Gene Harris from the **Padres** for INF's Scott Livingstone and Jorge Velandia
- 1995**  
 April 13 Acquired OF Chad Curtis from the **Angels** for INF Tony Phillips  
 July 31 Acquired RHP Dave Tuttle, LHP C.J. Nitkowski and a player to be named (INF Mark Lewis) from the **Reds** for LHP David Wells  
 August 7 Acquired a player to be named (LHP Mike Myers) from the **Marlins** for LHP Buddy Groom  
 August 10 Acquired a player to be named (INF Phil Nevin) from the **Astros** for RHP Mike Henneman  
 August 29 Acquired a player to be named (OF Derek Hacojian) from the **Brewers** for LHP Kevin Wickander  
 September 8 Acquired a player to be named (OF Phil Hiatt) from the **Royals** for INF Juan Samuel

# TIGERS ALL-TIME TRADES



## 1996

- January 23 Acquired OF Duane Singleton from the **Brewers** for LHP Henry Santos
- March 11 Acquired RHP Randy Veres from the **Marlins** for INF Matt Brunsen
- March 22 Acquired RHP Ramon Feron and INF Faustio Cruz from the **Athletics** for OF Phil Plantier
- March 22 Acquired RHP Richie Lewis, C Raul Casanova and OF Melvin Nieves from the **Padres** for RHP's Sean Bergman and Cade Gaspar and OF Todd Steversen
- April 26 Acquired RHP Gregg Olson from the **Reds** for INF Yuri Sanchez
- May 14 Acquired RHP John Farrell from the **Indians** for RHP Greg Granger
- May 31 Acquired OF Anton French from the **Braves** for OF Danny Bautista
- June 7 Acquired LHP Tom Urbani and INF Miguel Inzunza from the **Cardinals** for RHP Brian Maxcy and OF Micah Franklin
- June 18 Acquired RHP Russell Spear, C Brad Ausmus and INF Andujar Cedeño from the **Padres** for C John Flaherty and INF Chris Gomez
- July 31 Acquired RHP Matt Drews, OF Ruben Sierra and cash considerations from the **Yankees** for INF Cecil Fielder
- July 31 Acquired INF Damion Easley from the **Angels** for RHP Greg Gohr
- July 31 Acquired LHP's Joey Eischen and John Cummings from the **Dodgers** for OF Chad Curtis
- August 26 Acquired two players to be named (RHP Kevin Gallagher and INF Pedro Santana) from the **Astros** for RHP Gregg Olson
- September 11 Acquired cash considerations from the **Astros** for INF Andujar Cedeño
- September 20 Acquired RHP Fernando Hernandez from the **Padres** for a player to be named (OF Justin Mashore)
- October 28 Acquired RHP Ben Bailey and OF Decomba Conner from the **Reds** for OF Ruben Sierra and cash considerations
- November 1 Acquired RHP Dan Miceli from the **Pirates** for RHP Clint Sodowsky
- November 9 Acquired INF Deivi Cruz and OF Juan Hernaiz from the **Dodgers** for INF Jeff Berblinger
- December 10 Acquired RHP's Todd Jones and Doug Brocail, INF Orlando Miller, OF Brian Hunter and cash considerations from the **Astros** for RHP Jose Lima, LHP's Trever Miller and C.J. Nitkowski, C Brad Ausmus and INF Daryle Ward
- December 10 Acquired LHP Roberto Duran from the **Blue Jays** for OF Anton French
- December 11 Acquired C Matt Walbeck from the **Twins** for RHP Brent Stentz
- December 16 Acquired INF Jesse Ibarra from the **Giants** for INF Mark Lewis
- December 17 Acquired RHP Willie Blair and C Brian Johnson from the **Padres** for RHP Cam Smith and LHP Joey Eischen

## 1997

- March 22 Acquired INF Jody Reed from the **Padres** for RHP Matt Skrmetta and OF Mike Darr
- July 16 Acquired C Marcus Jensen from the **Giants** for C Brian Johnson
- July 16 Acquired OF Earl Johnson from the **Padres** for INF Dave Hajek
- July 18 Acquired RHP's Scott Sanders and Dean Crow and INF Carlos Villalobos from the **Mariners** for RHP's Omar Olivares and Felipe Lira
- November 11 Acquired RHP Mike Maroth from the **Reds** for OF Melvin Nieves
- November 18 Acquired RHP Matt Drews and INF's Joe Randa and Gabe Alvarez from the **Diamondbacks** for INF Travis Fryman
- November 18 Acquired RHP Tim Worrell and OF Trey Beamon from the **Padres** for RHPs Dan Miceli and Donne Wall and INF Ryan Balfe
- November 20 Acquired RHP Bryce Florie and cash considerations from the **Brewers** for RHP Rick Greene, LHP Mike Myers and INF Santiago Perez
- November 20 Acquired RHP Nick Skuse from the **Angels** for C Matt Walbeck and INF Phil Nevin
- November 24 Acquired cash considerations from the **Red Sox** for OF Jimmy Hurst

## 1998

- March 25 Acquired RHP Doug Bochler from the **Athletics** for cash considerations
- June 23 Acquired a player to be named (INF Jason Wood) from the **Athletics** for OF Bip Roberts
- June 24 Acquired OF Geronimo Berroa from the **Indians** for RHP Tim Worrell and OF Dave Roberts
- December 4 Acquired RHP Willie Blair from the **Mets** for INF Joe Randa
- December 10 Acquired cash considerations from the **Red Sox** for RHP Marino Santana
- December 14 Acquired LHP Alberto Blanco from the **Marlins** for cash considerations
- December 14 Acquired RHP Beiker Graterol from the **Blue Jays** for RHP Eric Ludwick
- December 28 Acquired OF Karim Garcia from the **Diamondbacks** for OF Luis Gonzalez

## 1999

- January 14 Acquired LHP C.J. Nitkowski and C Brad Ausmus from the **Astros** for RHP's Dean Crow, Brian Powell and Mark Persails, C Paul Bako and INF Carlos Villalobos
- April 16 Acquired RHP's Dave Mlicki and Mel Rojas from the **Dodgers** for RHP's Robinson Checo and Apostol Garcia and LHP Rick Roberts
- April 28 Acquired two players to be named (LHP Andy Van Hecke and OF Jerry Amador) from the **Mariners** for OF Brian Hunter
- July 31 Acquired RHP Donnie Wall and C Paul Bako from the **Reds** for RHP Bryce Florie
- July 31 Acquired RHP Brandon Villafuerte from the **Marlins** for RHP Mike Drumright
- November 2 Acquired RHP Danny Patterson, C Gregg Zaun and OF Juan Gonzalez from the **Rangers** for RHP Francisco Cordero, LHP's Justin Thompson and Alan Webb, C Bill Haselman, INF Frank Catalanotto and OF Gabe Kapler

## 2000

- March 7 Acquired cash considerations from the **Royals** for C Gregg Zaun
- March 10 Acquired OF Wendell Magee from the **Phillies** for LHP Bobby Sisonondo
- June 12 Acquired cash considerations from the **Orioles** for OF Karim Garcia
- July 17 Acquired OF Dusty Allen from the **Padres** for INF Gabe Alvarez
- July 18 Acquired INF Hal Morris from the **Reds** for cash considerations
- December 11 Acquired OF Roger Cedeño, RHP Chris Holt and C Mitch Meluskey from the **Astros** for RHP's Doug Brocail and Nelson Cruz and C Brad Ausmus
- December 15 Acquired LHP Matt Perisho from the **Rangers** for RHP's Kevin Moble and Brandon Villafuerte

## 2001

- June 23 Acquired RHP Jose Lima and cash considerations from the **Astros** for RHP Dave Mlicki
- July 28 Acquired LHP Mark Redman from the **Twins** for RHP Todd Jones
- December 11 Acquired INF/OF Dmitri Young from the **Reds** for RHP Luis Pineda and OF Juan Encarnacion
- December 13 Acquired RHP Joe Valentine from the **Expos** for cash considerations

## 2002

- March 23 Acquired C Matt Walbeck and INF Damian Jackson from the **Padres** for C Javier Cardona and OF Rich Gomez
- March 25 Acquired RHP Jose Paniagua from the **Rockies** for RHP Victor Santos and INF Ronnie Merrill
- May 16 Acquired INF Chris Truby from the **Expos** for INF Jose Macias
- June 19 Acquired OF George Lombard from the **Braves** for RHP Kris Keller
- July 6 Acquired RHP Franklin German, INF Carlos Pena and a player to be named (RHP Jeremy Bonderman) from the **Athletics** for RHP Jeff Weaver
- July 23 Acquired RHP David Espinosa and two players to be named (RHP Jorge Cordova and OF Noochie Varner) from the **Reds** for RHP Brian Moehler, INF Matt Boone and cash considerations
- July 25 Acquired OF Hiram Bocachica from the **Dodgers** for RHP Tom Farmer and a player to be named (RHP Jason Frasor)
- November 15 Acquired OF Gene Kingsale from the **Padres** for C Michael Rivera
- November 25 Acquired LHP Adrian Burnside and two players to be named (RHP Roberto Novoa and INF Kody Kirkland) from the **Pirates** for INF Randall Simon
- December 16 Acquired RHP Matt Roney from the **Pirates** for cash considerations
- December 16 Acquired INF Travis Chapman from the **Indians** for cash considerations

## 2003

- January 11 Acquired RHP Gary Knotts and LHP's Rob Henkel and Nate Robertson from the **Marlins** for RHP Jerrod Fuelle and LHP Mark Redman
- March 27 Acquired RHP Chris Spurling from the **Braves** for LHP Matt Coenen
- May 27 Acquired OF Alex Sanchez from the **Brewers** for LHP Chad Petty and OF Noochie Varner
- July 13 Acquired OF Ben Petrick from the **Rockies** for RHP Adam Bernero

## 2004

- January 8 Acquired INF Carlos Guillen from the **Mariners** for INF's Ramon Santiago and Juan Gonzalez
- April 1 Acquired LHP Steve Colyer and cash considerations from the **Dodgers** for OF Cody Ross
- April 29 Acquired LHP Felix Sanchez from the **Cubs** for LHP Jon Connolly and a player to be named (LHP Eric Eckenstahler)
- August 31 Acquired cash considerations from the **Cubs** for C Mike DiFelice



# TIGERS ALL-TIME TRADES

- 2005**  
 January 6 Acquired C Vance Wilson from the **Mets** for INF Anderson Hernandez  
 February 9 Acquired RHP Kyle Farnsworth and cash considerations from the **Cubs** for RHP Roberto Novoa, INF Scott Moore and OF Bo Flowers  
 April 2 Acquired RHP Matt Ginter from the **Mets** for LHP Steve Colyer  
 June 8 Acquired INF Placido Polanco from the **Phillies** for RHP Ugueth Urbina and INF Ramon Martinez  
 July 22 Acquired RHP John McDonald from the **Blue Jays** for cash considerations  
 July 31 Acquired RHP's Roman Colon and Zach Miner from the **Braves** for RHP Kyle Farnsworth  
 November 10 Acquired cash considerations from the **Blue Jays** for INF John McDonald  
 December 8 Acquired cash considerations from the **Phillies** for RHP Chris Booker  
 December 12 Acquired RHP Ricky Steik from the **Padres** for RHP Kenny Baugh
- 2006**  
 July 31 Acquired INF Sean Casey from the **Pirates** for RHP Brian Rogers  
 August 20 Acquired INF Neifi Perez from the **Cubs** for C Chris Robinson  
 September 1 Acquired cash considerations from the **Nationals** for OF Nook Logan  
 November 10 Acquired OF Gary Sheffield from the **Yankees** for RHP's Anthony Claggett, Humberto Sanchez and Kevin Whelan  
 December 7 Acquired LHP Edward Campusano from the **Brewers** for cash considerations
- 2007**  
 February 7 Acquired RHP Yorman Bazardo from the **Mariners** for OF Jeff Frazier  
 June 20 Acquired LHP Macay McBride from the **Braves** for LHP Wilfredo Ledezma  
 June 22 Acquired a player to be named (RHP Chris Lambert) from the **Cardinals** for LHP Mike Maroth  
 July 1 Acquired RHP Jose Capellan from the **Brewers** for LHP Chris Cody  
 July 13 Acquired a player to be named (LHP Danny Christensen) from the **Royals** for RHP Roman Colon  
 August 23 Acquired a player to be named (LHP Clay Rapada) from the **Cubs** for OF Craig Monroe  
 October 29 Acquired INF Edgar Renteria from the **Braves** for RHP Jair Jurrjens and OF Gorkys Hernandez  
 November 12 Acquired OF Jacqui Jones from the **Cubs** for INF Omar Infante  
 December 4 Acquired RHP Denny Bautista from the **Rockies** for RHP Jose Capellan  
 December 5 Acquired LHP Dontrelle Willis and INF Miguel Cabrera from the **Marlins** for RHP's Burke Badenhop, Eulogio De La Cruz and Dallas Trahern, LHP Andrew Miller, C Mike Rabelo and OF Cameron Maybin  
 December 5 Acquired OF Freddy Guzman from the **Rangers** for INF Chris Shelton
- 2008**  
 February 4 Acquired RHP Armando Galarraga from the **Rangers** for OF Michael Hernandez  
 April 30 Acquired RHP Zach Simons from the **Rockies** for RHP Jason Grilli  
 June 25 Acquired RHP Kyle Pearson from the **Pirates** for RHP Denny Bautista  
 July 30 Acquired RHP Kyle Farnsworth from the **Yankees** for C Ivan Rodriguez  
 December 8 Acquired C Gerald Laird from the **Rangers** for RHP's Carlos Melo and Guillermo Moscoso  
 December 11 Acquired RHP Edwin Jackson from the **Rays** for OF Matt Joyce
- 2009**  
 March 30 Acquired OF Josh Anderson from the **Braves** for RHP Rudy Darrow  
 July 30 Acquired cash considerations from the **Royals** for OF Josh Anderson  
 July 31 Acquired LHP Jarrod Washburn from the **Mariners** for LHP's Luke French and Mauricio Robles  
 August 17 Acquired INF/OF Aubrey Huff from the **Orioles** for RHP Brett Jacobson  
 December 7 Acquired cash considerations from the **Rangers** for LHP Clay Rapada  
 December 9 Acquired RHP Ian Kennedy, LHP Phil Coke and OF Austin Jackson from the **Yankees** for OF Curtis Granderson  
 December 9 Acquired RHP Max Scherzer and LHP Daniel Schlereth from the **Diamondbacks** for RHP's Edwin Jackson and Ian Kennedy  
 December 21 Acquired cash considerations from the **Padres** for C Dusty Ryan
- 2010**  
 March 30 Acquired LHP Jay Voss from the **Marlins** for LHP Nate Robertson  
 June 1 Acquired RHP Billy Buckner from the **Diamondbacks** for LHP Dontrelle Willis  
 July 28 Acquired INF Johnny Peralta and cash considerations from the **Indians** for LHP Giovanni Soto  
 July 31 Acquired cash considerations from the **Braves** for OF Wilkin Ramirez  
 November 4 Acquired a player to be named (RHP Pedro Perez) from the **Red Sox** for INF Brent Dlugach
- 2011**  
 January 24 Acquired RHP Kevin Eichhorn and LHP Ryan Robowski from the **Diamondbacks** for RHP Armando Galarraga  
 May 27 Acquired LHP David Purcey from the **Athletics** for INF Scott Sizemore  
 July 20 Acquired INF Wilson Betemit from the **Royals** for LHP Antonio Cruz and C Julio Rodriguez  
 July 30 Acquired RHP's Doug Fister and David Pauley from the **Mariners** for LHP Charlie Furbush, INF Francisco Martinez, OF Casper Wells and a player to be named (RHP Chance Ruffin)  
 August 15 Acquired OF Delmon Young from the **Twins** for LHP Cole Nelson and a player to be named (RHP Lester Oliveros)  
 December 9 Acquired RHP Collin Balester from the **Nationals** for RHP Ryan Pery
- 2012**  
 July 23 Acquired RHP Anibal Sanchez, INF Omar Infante and a compensation draft choice (between the first and second round) of the 2013 Major League Baseball First-Year Player Draft from the **Marlins** for RHP Jacob Turner, LHP Brian Flynn, C Rob Brantly and a compensation draft choice (between the second and third round) of the 2013 Major League Baseball First-Year Player Draft.  
 August 5 Acquired INF/OF Jeff Baker from the **Cubs** for two players to be named (RHP Marcelo Carreno and cash considerations)  
 August 31 Acquired a player to be named (RHP Greg Ross) from the **Braves** for INF/OF Jeff Baker  
 December 5 Acquired C Ramon Cabrera from the **Pirates** for LHP Andy Oliver  
 December 6 Acquired INF Jeff Kobernus from the **Red Sox** for INF/OF Justin Henry  
 December 6 Acquired LHP Kyle Lobstein from the **Mets** for cash considerations
- 2013**  
 July 29 Acquired RHP Jose Veras from the **Astros** in exchange for OF Darry Vasquez and a player to be named later (David Paulino)  
 July 30 Acquired INF José Iglesias from the **Red Sox** in exchange for OF Avisal Garcia and RHP Braynan Villarreal  
 November 20 Acquired INF Ian Kinsler from the **Rangers** in exchange for Prince Fielder and cash considerations  
 December 2 Acquired LHP Ian Krol, LHP Robbie Ray and INF/OF Steve Lombardozzi from the **Nationals** in exchange for RHP Doug Fister
- 2014**  
 March 21 Acquired INF Andrew Romine from the **Angels** in exchange for LHP Jose Alvarez  
 March 24 Acquired INF Alex Gonzalez from the **Orioles** in exchange for INF Steve Lombardozzi  
 July 23 Acquired RHP Joakim Soria from the **Rangers** in exchange for RHP Corey Knebel and RHP Jake Thompson  
 July 31 Acquired LHP David Price from the **Rays** in exchange for LHP Drew Smyly, OF Austin Jackson and INF Willy Adames  
 November 12 Acquired OF Anthony Gose from the **Blue Jays** in exchange for INF Devon Travis  
 December 5 Acquired RHP Shane Greene from the **Yankees** in exchange for LHP Robbie Ray and INF Domingo Leyba  
 December 11 Acquired RHP Alfredo Simon from the **Reds** in exchange for INF Eugenio Suarez and RHP Jonathon Crawford  
 December 11 Acquired OF Yoenis Céspedes, RHP Alex Wilson and LHP Gabe Speier from the **Red Sox** in exchange for RHP Rick Porcello
- 2015**  
 July 30 Acquired LHP Daniel Norris, LHP Matt Boyd and LHP Jairo Labourt from the **Blue Jays** in exchange for LHP David Price  
 July 30 Acquired INF JaCoby Jones from the **Pirates** in exchange for RHP Joakim Soria  
 July 31 Acquired LHP Luis Cessa and RHP Michael Fulmer from the **Mets** in exchange for OF Yoenis Céspedes  
 November 18 Acquired RHP Francisco Rodriguez and a player to be named from the **Brewers** in exchange for INF Javier Betancourt and a player to be named (C Manny Pina)  
 November 20 Acquired OF Cameron Maybin from the **Braves** in exchange for RHP's Ian Krol and Gabe Speier  
 December 9 Acquired LHP Justin Wilson from the **Yankees** in exchange for LHP's Luis Cessa and Chad Green  
 December 21 Acquired cash considerations from the **Pirates** in exchange for LHP Kyle Lobstein



# TIGERS ALL-TIME TRADES



- 2016**  
 January 27 Acquired INF Kody Eaves from the **Angels** in exchange for INF Jeffry Marte  
 March 29 Acquired C Bobby Wilson and RHP Myles Jaye from the **Rangers** in exchange for C Bryan Holaday  
 May 3 Acquired RHP Chad Bell from the **Rangers** in exchange for C Bobby Wilson  
 June 7 Acquired cash considerations from the **Angels** in exchange for RHP Jose Valdez  
 August 16 Acquired INF Erick Aybar and cash considerations from the **Braves** in exchange for INF Mike Aviles and C Kade Scivicque  
 November 3 Acquired RHP Victor Alcántara from the **Angels** in exchange for OF Cameron Maybin
- 2017**  
 January 18 Acquired OF Mikie Mahtook from the **Rays** in exchange for a player to be named (RHP Drew Smith)  
 July 31 Acquired INF's Dawel Lugo, Sergio Alcántara and Jose King from the **Diamondbacks** in exchange for OF J.D. Martinez  
 July 31 Acquired INF's Jeimer Candelario and Isaac Paredes and a player to be named or cash considerations from the **Cubs** in exchange for C Alex Avila and LHP Justin Wilson  
 August 31 Acquired RHP Grayson Long and a player to be named (RHP Elvin Rodriguez) from the **Angels** in exchange for OF Justin Upton  
 August 31 Acquired RHP Franklin Perez, OF Daz Cameron and C Jake Rogers from the **Astros** in exchange for RHP Justin Verlander and a player to be named (OF Juan Ramirez)
- December 13** Acquired RHP Wilkel Hernandez and OF Troy Montgomery from the **Angels** in exchange for INF Ian Kinsler
- 2018**  
 July 31 Acquired INF Willi Castro from the **Indians** in exchange for OF Leonys Martin and RHP Kyle Dowdy  
 August 6 Acquired two players to be named (RHP Nolan Blackwood & RHP Logan Shore) from the **Athletics** in exchange for RHP Mike Fiers
- 2019**  
 July 31 Acquired OF Travis Demeritte and LHP Joey Wentz from the **Braves** in exchange for RHP Shane Greene  
 July 31 Acquired RHP Alex Lange and RHP Paul Richan from the **Cubs** in exchange for OF Nicholas Castellanos and cash considerations
- 2020**  
 January 17 Acquired C Jhon Nuñez from the **Red Sox** in exchange for LHP Matt Hall  
 August 31 Acquired INF Zack Short from the **Cubs** in exchange for OF Cameron Maybin
- 2021**  
 July 30 Acquired RHP Reese Olson from the **Brewers** in exchange for LHP Daniel Norris  
 August 18 Acquired C Dustin Garneau from the **Rockies** in exchange for cash considerations  
 November 3 Acquired C Tucker Barnhart from the **Reds** in exchange for INF Nick Quintana
- 2022**  
 April 4 Acquired OF Austin Meadows from the **Rays** in exchange for INF Isaac Paredes and a competitive balance B pick

## TIGERS OPENING DAY LINEUPS

<b>April 25, 1901</b> <b>@DET 14, MIL 13</b> Casey, 3b Barrett, cf Gleason, 2b Holmes, rf Dillon, 1b Elberfeld, ss Nance, lf Buwlow, c Miller, p	<b>April 23, 1902</b> <b>@CWS 12, DET 2</b> Barrett, cf Holmes, rf Casey, 3b Harley, lf Elberfeld, ss Gleason, 2b Dillon, 1b McGuire, c Miller, p	<b>April 22, 1903</b> <b>@DET 4, CLE 2</b> Barrett, cf Smith, 2b Crawford, lf Carr, 1b Elberfeld, ss Gessler, rf Yeager, 3b McAllister, c Mullin, p	<b>April 14, 1904</b> <b>@DET 4, @STL 2</b> Barrett, cf McIntyre, lf O'Leary, ss Crawford, rf Gremminger, 3b Donovan, 1b Burns, 2b Buelow, c Mullin, p	<b>April 15, 1905</b> <b>@CLE 6, DET 2</b> Barrett, cf Coughlin, 3b McIntyre, lf Crawford, rf Hickman, rf Schaefer, 2b O'Leary, ss Wood, c Mullin, p	<b>April 17, 1906</b> <b>CWS 5, @DET 3</b> Jones, cf Schaefer, 2b McIntyre, lf Crawford, rf Coughlin, 3b Lindsay, 1b O'Leary, ss Warner, c Mullin, p	<b>April 11, 1907</b> <b>@DET 2, CLE 0</b> McIntyre, lf Coughlin, 3b Crawford, cf Cobb, rf Rossman, 1b Schaefer, 2b Schmidt, c O'Leary, ss Mullin, p
<b>April 14, 1908</b> <b>@CWS 15, DET 8</b> McIntyre, lf Schaefer, 2b Crawford, cf Cobb, rf Rossman, 1b Coughlin, 3b Thomas, c O'Leary, ss Siever, p	<b>April 14, 1909</b> <b>@DET 2, CWS 0</b> McIntyre, lf Bush, ss Crawford, cf Cobb, rf Rossman, 1b Moriarty, 3b Schaefer, 2b Stanage, c Mullin, p	<b>April 14, 1910</b> <b>CLE 9, @DET 7</b> McIntyre, lf Bush, ss Cobb, rf Crawford, cf Delahanty, 2b Moriarty, 3b Jones, 1b Stanage, c Mullin, p	<b>April 13, 1911</b> <b>@DET 4, CWS 2</b> Jones, lf Bush, ss Cobb, cf Crawford, rf Delahanty, 2b Moriarty, 3b Gainer, 1b Stanage, c Mullin, p	<b>April 11, 1912</b> <b>@DET 3, DET 2</b> Vitt, lf Louden, 3b Cobb, cf Crawford, rf Delahanty, 2b Gainer, 1b Bush, ss Stanage, c Mullin, p	<b>April 10, 1913</b> <b>@STL 3, DET 1</b> Bush, ss Vitt, cf Crawford, rf Gainer, 1b Moriarty, lf Deal, 3b Louden, 2b Stanage, c Mullin, p	<b>April 14, 1914</b> <b>@DET 3, STL 2</b> Bush, ss Baumann, 2b Cobb, cf Crawford, rf Veach, lf Burns, 1b Moriarty, 3b Stanage, c Dubuc, p
<b>April 14, 1915</b> <b>CLE 5, @DET 1</b> Bush, ss Young, 2b Cobb, cf Crawford, rf Veach, lf Kavanagh, 1b Vitt, 3b Stanage, c Coveleski, p	<b>April 12, 1916</b> <b>DET 4, @CWS 0</b> Bush, ss Vitt, 3b Cobb, cf Veach, lf Crawford, rf Heilmann, 1b Young, 2b Stanage, c Coveleski, p	<b>April 11, 1917</b> <b>CLE 6, @DET 4</b> Bush, ss Young, 2b Cobb, cf Veach, lf Heilmann, rf Burns, 1b Jones, 3b Stanage, c James, p	<b>April 18, 1918</b> <b>@CLE 6, DET 2</b> Dressen, 1b Bush, ss Veach, lf Vitt, 3b Ellison, rf Walker, cf Young, 2b Stanage, c Boland, p	<b>April 25, 1919</b> <b>@DET 4, CLE 2</b> Bush, ss Jones, 3b Cobb, cf Veach, lf Heilmann, 1b Shorten, rf Young, 2b Ainsmith, c Ehmke, p	<b>April 14, 1920</b> <b>@CWS 3, DET 2</b> Bush, ss Young, 2b Cobb, cf Veach, lf Heilmann, 1b Flagstead, rf Pinelli, 3b Stanage, c Dauss, p	<b>April 14, 1921</b> <b>@DET 6, CWS 5</b> Young, 2b Bush, ss Cobb, cf Veach, lf Heilmann, rf Jones, 3b Blue, 1b Ainsmith, c Leonard, p
<b>April 12, 1922</b> <b>@CLE 7, DET 4</b> Blue, 1b Cutshaw, 2b Veach, lf Heilmann, rf Jones, 3b Flagstead, cf Rigney, ss Bassler, c Oldham, p	<b>April 18, 1923</b> <b>DET 9, @STL 6</b> Blue, 1b Jones, 3b Cobb, cf Veach, lf Heilmann, rf Cutshaw, 2b Rigney, ss Bassler, 2b Collins, p	<b>April 15, 1924</b> <b>@DET 4, CLE 3</b> Blue, 1b Cobb, cf Fothergill, lf Heilmann, rf Pratt, 2b Rigney, ss Jones, 3b Bassler, c Dauss, p	<b>April 14, 1925</b> <b>@DET 4, CWS 3</b> Neun, 1b Haney, 3b Manush, cf Heilmann, rf Wingo, lf Rigney, ss O'Rourke, 2b Woodall, c Leonard, p	<b>April 13, 1926</b> <b>CLE 2, @DET 1</b> Warner, 3b O'Rourke, 2b Wingo, lf Fothergill, cf Heilmann, rf Blue, 1b Tavener, ss Bassler, c Whitehill, p	<b>April 15, 1927</b> <b>DET 2, @STL 2</b> Tavener, ss McManus, 2b Manush, cf Fothergill, lf Heilmann, rf Blue, 1b Warner, 3b Bassler, c Whitehill, p	<b>April 11, 1928</b> <b>STL 4, @DET 1</b> Neun, 1b Gehring, 2b Rice, cf Heilmann, rf Fothergill, lf McManus, 3b Tavener, ss Shea, c Billings, p



# TIGERS OPENING DAY LINEUPS

<b>April 16, 1929</b> @CLE 5, DET 4	<b>April 15, 1930</b> @DET 6, STL 3	<b>April 14, 1931</b> DET 7, @STL 3	<b>April 13, 1932</b> CLE 6, @DET 5	<b>April 12, 1933</b> CLE 4, @DET 1	<b>April 17, 1934</b> DET 8, @CWS 3	<b>April 17, 1935</b> CWS 7, @DET 6
Rice, cf Gehring, 2b Heilmann, rf Alexander, 1b Fothergill, lf McManus, 3b Richardson, ss Shea, c Whitehill, p	Johnson, rf Funk, cf Gehring, 2b Alexander, 1b Rice, lf McManus, 3b Rogell, ss Hayworth, c Uhle, p	Walker, lf Shiver, cf Gehring, 2b Alexander, 1b McManus, 3b Doljack, rf Akers, ss Schang, c Whitehill, p	Johnson, rf Davis, 1b Stone, lf Gehring, 2b Rogell, ss Lawrence, cf Richardson, 3b Ruel, c Sorrell, p	Davis, 1b Owen, 3b Gehring, 2b Walker, lf Stone, rf Fox, cf Rogell, ss Hayworth, c Bridges, p	Rogell, ss Gehring, 2b Cochrane, c Goslin, lf Walker, rf Greenberg, 1b Doljack, cf Owen, 3b Marberry, p	White, cf Cochrane, c Gehring, 2b Greenberg, 1b Goslin, lf Rogell, ss Walker, rf Owen, 3b Rowe, p
<b>April 14, 1936</b> DET 3, @CLE 0	<b>April 20, 1937</b> @DET 4, CLE 3	<b>April 19, 1938</b> @CWS 4, DET 3	<b>April 18, 1939</b> @DET 6, CWS 1	<b>April 16, 1940</b> STL 5, @DET 1	<b>April 16, 1941</b> @STL 8, DET 1	<b>April 14, 1942</b> CLE 5, @DET 2
Rogell, ss Cochrane, c Gehring, 2b Greenberg, 1b Simmons, cf Goslin, lf Fox, rf Owen, 3b Rowe, p	White, cf Cochrane, c Gehring, 2b Greenberg, 1b Walker, rf Goslin, lf York, 3b Rogell, ss Auker, p	Cullenbine, lf Walker, cf Gehring, 2b Greenberg, 1b York, c Fox, rf Ross, 3b Rogell, ss Lawson, p	McCosky, cf Walker, lf Gehring, 2b Greenberg, 1b York, c Fox, rf Rogell, ss Croucher, ss Bridges, p	McCosky, cf Campbell, rf Gehring, 2b Greenberg, lf York, 1b Higgins, 3b Bartell, ss Tebbetts, c Newson, p	Stainback, rf Gehring, 2b McCosky, cf Greenberg, lf York, 1b Higgins, 3b Bartell, ss Sullivan, c Newson, p	Bloodworth, 2b Cramer, cf McCosky, lf York, 1b Higgins, 3b Harris, rf McNair, ss Tebbetts, c Benton, p
<b>April 21, 1943</b> @CLE 1, DET 0	<b>April 18, 1944</b> STL 2, @DET 1	<b>April 17, 1945</b> @STL 7, DET 1	<b>April 16, 1946</b> @DET 2, STL 1	<b>April 15, 1947</b> DET 7, @STL 0	<b>April 20, 1948</b> DET 5, @CWS 2	<b>April 19, 1949</b> @DET 5, CWS 1
Cramer, cf Radcliff, rf Wakefield, lf York, 1b Higgins, 3b Bloodworth, 2b Hoover, ss Parsons, c Bridges, p	Heffner, 2b Mayo, 2b Cramer, cf York, 1b Higgins, 3b Outlaw, lf Ross, rf Swift, c Trout, p	Webb, ss Mayo, 2b Outlaw, rf York, 1b Cramer, cf Maier, lf Ross, 3b Richards, c Newhouser, p	Lake, ss Mayo, 2b McCosky, cf Greenberg, 1b Wakefield, lf Mullin, rf Higgins, 3b Richards, c Newhouser, p	Lake, ss Kell, 3b Cullenbine, 1b Wertz, lf Evers, cf Mayo, 2b Mullin, rf Tebbetts, c Newhouser, p	Berry, ss Mayo, 2b Evers, cf Wakefield, lf Wertz, rf Wertz, rf Kell, 3b Vico, 1b Swift, c Newhouser, p	Berry, 2b Lipon, ss Kell, 3b Wertz, rf Evers, lf Robinson, c Groth, cf Vico, 1b Newhouser, p
<b>April 18, 1950</b> DET 7, @CLE 6	<b>April 17, 1951</b> CLE 2, @DET 1	<b>April 15, 1952</b> STL 3, @DET 0	<b>April 14, 1953</b> @STL 10, DET 0	<b>April 13, 1954</b> @DET 3, BAL 0	<b>April 12, 1955</b> @KC 6, DET 2	<b>April 17, 1956</b> KC 2, @DET 1
Lipon, ss Priddy, 2b Kell, 3b Wertz, rf Mullin, lf Groth, cf Kryhoski, 1b Robinson, c Hutchinson, p	Lipon, ss Kell, 3b Kolloway, 1b Wertz, rf Evers, lf Groth, cf Priddy, 2b Ginsberg, c Newhouser, p	Berry, ss Kell, 3b Taylor, 1b Wertz, rf Mullin, lf Mapes, cf Batts, c Priddy, 2b Trout, p	Kuenn, ss Friend, 2b Sullivan, lf Dropo, 1b Nieman, rf Delsing, cf Baumgartner, 3b Bucha, c Garver, p	Bolling, 2b Delsing, lf Kuenn, ss Boone, 3b Dropo, 1b Kaline, rf Tuttle, cf Batts, c Gromek, p	Kuenn, ss Hatfield, 2b Kaline, rf Boone, 3b Porter, 1b Tuttle, cf Phillips, lf Wilson, c Garver, p	Kuenn, ss Torgeson, 1b Kaline, rf Boone, 3b Tuttle, cf King, lf House, c Bertoia, 2b Lary, p
<b>April 16, 1957</b> @KC 2, DET 1	<b>April 15, 1958</b> DET 4, @CWS 3	<b>April 10, 1959</b> CWS 9, @DET 7 (14)	<b>April 19, 1960</b> DET 4, @CLE 2 (15)	<b>April 11, 1961</b> CLE 9, @DET 5	<b>April 9, 1962</b> @WAS 4, DET 1	<b>April 9, 1963</b> CWS 7, @DET 5
Bolling, 2b Finagan, 3b Kuenn, ss Kaline, rf Maxwell, lf Boone, 1b Tuttle, cf Wilson, c Lary, p	Bolling, 2b Martin, ss Kuenn, cf Kaline, rf Boone, 1b Skizas, lf Bertoia, 3b Hegan, c Bunning, p	Kuenn, cf Kaline, rf Harris, 1b Bolling, 2b Doby, lf Bridges, ss Wilson, c Bunning, p	Yost, 3b Bolling, 2b Maxwell, lf Kaline, cf Colavito, rf Bilko, 1b Fernandez, ss Berberet, c Lary, p	Wood, 2b Bruton, cf Kaline, rf Colavito, lf Cash, 1b Boros, 3b Brown, c Fernandez, ss Bunning, p	Wood, 2b Bruton, cf Kaline, rf Colavito, lf Cash, 1b Boros, 3b Fernandez, ss Roarke, c Mossi, p	Phillips, 3b Bruton, cf Kaline, rf Colavito, lf Cash, 1b McAuliffe, 2b Triandos, c Fernandez, ss Bunning, p
<b>April 14, 1964</b> @DET 7, KC 3	<b>April 12, 1965</b> DET 6, @KC 2	<b>April 12, 1966</b> DET 2, @NYY 1	<b>April 11, 1967</b> @CAL 4, DET 2	<b>April 10, 1968</b> BOS 7, @DET 3	<b>April 8, 1969</b> @DET 6, CLE 2	<b>April 6, 1970</b> DET 5, @WAS 0
Bruton, lf Lumpe, 2b Cash, 1b Kaline, rf Demeter, cf McAuliffe, ss Wert, 3b Freehan, c Regan, p	McAuliffe, ss Lumpe, 2b Cash, 1b Kaline, rf Northrup, lf Demeter, cf Sullivan, c Wert, 3b Lolich, p	Wert, 3b Lumpe, 2b Cash, 1b Kaline, rf Horton, lf Freehan, c McAuliffe, ss Stanley, cf Lolich, p	Wert, 3b Tracewski, ss Cash, 1b Kaline, rf Northrup, cf Brown, lf Freehan, c McAuliffe, 2b McLain, p	Stanley, 1b McAuliffe, 2b Kaline, rf Horton, lf Freehan, c Northrup, cf Wert, 3b Oyer, ss Wilson, p	McAuliffe, 2b Stanley, ss Kaline, rf Cash, 1b Horton, lf Northrup, cf Freehan, c Wert, 3b McLain, p	McAuliffe, 2b Gutierrez, ss Kaline, rf Cash, 1b Horton, lf Northrup, cf Jones, 3b Freehan, c Lolich, p
<b>April 6, 1971</b> @DET 8, CLE 2	<b>April 15, 1972</b> @DET 3, BOS 2	<b>April 7, 1973</b> @CLE 2, DET 1	<b>April 5, 1974</b> @BAL 3, DET 2	<b>April 10, 1975</b> BAL 10, @DET 0	<b>April 10, 1976</b> DET 3, @CLE 1	<b>April 7, 1977</b> @KC 7, DET 4
McAuliffe, 2b Kaline, rf Northrup, 1b Horton, lf Rodriguez, 3b Freehan, c Stanley, cf Brinkman, ss Lolich, p	McAuliffe, 2b Rodriguez, 3b Northrup, cf Kaline, rf Cash, 1b Horton, lf Freehan, c Brinkman, ss Lolich, p	McAuliffe, 2b Brown, dh Cash, 1b Sims, c Northrup, lf Stanley, cf Rodriguez, 3b Brinkman, ss Lolich, p	Brinkman, ss Rodriguez, 3b Northrup, rf Kaline, dh Horton, lf Cash, 1b Stanley, cf Freehan, c Sutherland, 2b Lolich, p	LeFlore, cf Sutherland, 2b Horton, dh Colbert, 1b Freehan, c Meyer, lf James, rf Verzyer, ss Rodriguez, 3b Coleman, p	Oglvie, cf Meyer, lf Horton, dh Staub, rf Johnson, lf May, c Rodriguez, 3b Verzyer, ss Sutherland, 2b Coleman, p	LeFlore, cf Fuentes, 2b Staub, dh Horton, lf Thompson, 1b Oglvie, rf May, c Rodriguez, 3b Verzyer, ss Roberts, p


# TIGERS OPENING DAY LINEUPS



<b>April 7, 1978</b> @DET 6, TOR 2 LeFlore, cf Mankowski, 3b Staub, dh Thompson, 1b Kemp, lf Corcoran, rf May, c Whitaker, 2b Trammell, ss Fidrych, p	<b>April 7, 1979</b> TEX 8, @DET 2 LeFlore, cf Whitaker, 2b Thompson, 1b Kemp, lf Morales, rf Parrish, c Mankowski, 3b Corcoran, dh Trammell, ss Rozema, p	<b>April 10, 1980</b> DET 5, @KC 1 Whitaker, 2b Gibson, cf Kemp, lf Hebner, 3b Thompson, 1b Summers, dh Parrish, c Peters, lf Wagner, ss Morris, p	<b>April 9, 1981</b> @DET 6, TOR 2 Peters, cf Trammell, ss Kemp, lf Hebner, 1b Summers, dh Gibson, rf Parrish, c Kelleher, 3b Whitaker, 2b Morris, p	<b>April 9, 1982</b> @KC 4, DET 2 Miller, rf Cabell, 1b Gibson, cf Herndon, lf Wockenfuss, dh Brookens, 3b Parrish, c Trammell, ss Whitaker, 2b Morris, p	<b>April 5, 1983</b> DET 11, @MIN 3 Whitaker, 2b Trammell, ss Herndon, lf Parrish, c Lemon, cf Wockenfuss, dh Ivlie, 1b Wilson, rf Brookens, 3b Morris, p	<b>April 3, 1984</b> DET 8, @MIN 1 Whitaker, 2b Trammell, ss Evans, dh Parrish, c Gibson, rf Herndon, lf Bergman, 1b Lemon, cf Johnson, 3b Morris, p
<b>April 8, 1985</b> @DET 5, CLE 4 Whitaker, 2b Trammell, ss Gibson, cf Parrish, c Grubb, dh Evans, 1b Herndon, lf Lemon, cf Pittaro, 3b Morris, p	<b>April 7, 1986</b> @DET 6, BOS 5 Collins, dh Whitaker, 2b Gibson, rf Parrish, c Lemon, cf Trammell, ss Herndon, lf Evans, 1b Coles, 3b Morris, p	<b>April 6, 1987</b> NY 2, @DET 1 Whitaker, 2b Herndon, lf Lemon, cf Trammell, ss Coles, 3b Harper, dh Evans, 1b Heath, rf Mercado, c Morris, p	<b>April 4, 1988</b> DET 5, @BOS 3 (10) Pettis, cf Whitaker, 2b Evans, 1b Trammell, ss Nokes, dh Sheridan, lf Lemon, rf Heath, c Brookens, 3b Morris, p	<b>April 4, 1989</b> @TEX 4, DET 0 Williams, cf Lovello, 1b Whitaker, 2b Trammell, ss Lynn, lf Nokes, c Brown, 3b Lemon, rf Sheridan, dh Morris, p	<b>April 9, 1990</b> @BOS 5, DET 2 Phillips, 3b Trammell, ss Whitaker, 2b Fielder, 1b Nokes, c Ward, lf Lemon, rf Bergman, dh Morris, p	<b>April 8, 1991</b> @DET 6, NYY 4 Phillips, dh Moseby, lf Trammell, ss Fielder, 1b Whitaker, 2b Deer, rf Tuttleton, c Fryman, 3b Cuyler, cf Tanana, p
<b>April 6, 1992</b> TOR 4, @DET 5 Gladden, lf Whitaker, 2b Trammell, ss Fielder, 1b Tuttleton, c Phillips, dh Deer, rf Fryman, 3b Cuyler, cf Gullickson, p	<b>April 5, 1993</b> @OAK 9, DET 4 Phillips, lf Whitaker, 2b Fryman, ss Fielder, 1b Gibson, dh Deer, rf Tuttleton, c Livingstone, 3b Cuyler, cf Moore, p	<b>April 4, 1994</b> @BOS 9, DET 8 Phillips, lf Whitaker, 2b Davis, cf Fielder, 1b Fryman, 3b Tuttleton, c Gibson, rf Trammell, ss Felix, dh Moore, p	<b>April 26, 1995</b> DET 5, @CAL 4 Curtis, cf Fletcher, 2b Pemberton, lf Fielder, 1b Fryman, 3b Samuel, dh Bautista, rf Gomez, ss Flaherty, c Moore, p	<b>April 1, 1996</b> @MIN 8, DET 6 Curtis, cf Higginson, rf Fryman, 3b Fielder, 1b Nieves, lf Williams, dh Lewis, 2b Flaherty, c Trammell, ss Lira, p	<b>April 1, 1997</b> @MIN 7, DET 5 Hunter, cf Easley, 2b Fryman, 3b Clark, 1b Higginson, lf Nieves, rf B. Trammell, dh Cruz, ss Brocai, p	<b>March 31, 1998</b> DET 11, @TB 6 Hunter, cf Roberts, dh Higginson, rf Clark, 1b Easley, 2b Gonzalez, lf Randa, 3b Oliver, c Ripken, ss Thompson, p
<b>April 5, 1999</b> DET 11, @TEX 5 Encarnacion, lf Jefferies, dh Easley, 2b Clark, 1b Palmer, 3b Higginson, rf Cruz, ss Ausmus, c Hunter, cf Moehler, p	<b>April 3, 2000</b> DET 6, @OAK 4 Polonia, rf Ausmus, c Higginson, lf Gonzalez, dh Clark, 1b Palmer, 3b Easley, 2b Encarnacion, cf Cruz, ss Nomo, p	<b>April 3, 2001</b> MIN 3, @DET 2 Cedeno, rf Easley, 2b Higginson, lf Clark, 1b McMillon, dh Cruz, ss Encarnacion, cf Halter, 3b Inge, cf Weaver, p	<b>April 2, 2002</b> @TB 9, DET 5 Higginson, lf Halter, ss Fick, dh Young, 1b Paquette, 3b Cruz, rf Rivera, c Easley, 2b Macias, cf Weaver, p	<b>March 31, 2003</b> MIN 3, @DET 1 Kingsale, cf Infante, ss Young, lf Higginson, rf Palmer, dh Pena, 1b Munson, 3b Inge, c Santiago, 2b Maroth, p	<b>April 5, 2004</b> DET 7, @TOR 0 Sanchez, cf Vina, 2b Rodriguez, c Young, dh White, lf Pena, 1b Guillen, ss Higginson, rf Munson, 3b Johnson, p	<b>April 4, 2005</b> @DET 11, KC 2 Infante, 2b Guillen, ss Rodriguez, c Ordoñez, rf Young, dh White, lf Pena, 1b Monroe, cf Inge, 3b Bonderman, p
<b>April 3, 2006</b> DET 3, @KC 1 Granderson, cf Polanco, 2b Rodriguez, c Ordoñez, rf Young, dh Shelton, 1b Guillen, ss Monroe, lf Inge, 3b Rogers, p	<b>April 2, 2007</b> TOR 5, @DET 3 Granderson, cf Polanco, 2b Sheffield, dh Ordoñez, rf Guillen, ss Rodriguez, c Casey, 1b Monroe, lf Inge, 3b Bonderman, p	<b>March 31, 2008</b> KC 5, @DET 4 Renteria, ss Polanco, 2b Sheffield, dh Ordoñez, rf Cabrera, 3b Guillen, 1b Rodriguez, c Jones, lf Inge, cf Verlander, p	<b>April 6, 2009</b> @TOR 12, DET 5 Granderson, cf Polanco, 2b Ordoñez, rf Cabrera, 1b Guillen, dh Laird, c Inge, 3b Everett, ss Anderson, lf Verlander, p	<b>April 5, 2010</b> DET 8, @KC 4 Jackson, cf Damon, lf Ordoñez, rf Cabrera, 1b Guillen, dh Inge, 3b Laird, c Sizemore, 2b Everett, ss Verlander, p	<b>March 31, 2011</b> @NYY 6, DET 3 Jackson, cf Rhymes, 2b Ordoñez, rf Cabrera, 1b Martinez, dh Raburn, lf Peralta, ss Inge, 3b Avila, c Verlander, p	<b>April 5, 2012</b> @DET 3, BOS 2 Jackson, cf Boesch, rf Cabrera, 3b Fielder, 1b Young, lf Raburn, dh Peralta, ss Avila, c Santiago, 2b Verlander, p
<b>April 1, 2013</b> DET 4, @MIN 2 Jackson, cf Hunter, rf Cabrera, 3b Fielder, 1b Martinez, dh Dirks, lf Peralta, ss Avila, c Infante, 2b Verlander, p	<b>March 31, 2014</b> @DET 4, KC 3 Kinsler, 2b Hunter, rf Cabrera, 1b V. Martinez, dh Jackson, cf Avila, c Castellanos, 3b Gonzalez, ss Davis, lf Verlander, p	<b>April 6, 2015</b> @DET 4, MIN 0 Davis, cf Kinsler, 2b Cabrera, 1b V. Martinez, dh J.D. Martinez, rf Céspedes, lf Castellanos, 3b Avila, c Iglesias, ss Price, p	<b>April 5, 2016</b> DET 8, @MIA 7 (11) Kinsler, 2b Upton, lf Cabrera, 1b J.D. Martinez, rf Castellanos, 3b McCann, c Iglesias, ss Gose, cf Verlander, p	<b>April 4, 2017</b> DET 6, @CWS 3 Kinsler, 2b Castellanos, 3b Cabrera, 1b V. Martinez, dh Upton, lf Mahtook, rf McCann, c Jones, cf Iglesias, ss Verlander, p	<b>March 30, 2018</b> PIT 13, @DET 10 (13) Martin, cf Candelario, 3b Cabrera, 1b Castellanos, rf Martinez, dh McCann, c Mahtook, lf Iglesias, ss Machado, 2b Zimmermann, p	<b>March 28, 2019</b> DET 2, @TOR 0 (10) Harrison, 2b Castellanos, rf Cabrera, 1b Candelario, 3b Goodyrum, dh Stewart, lf Greiner, c Mercer, ss Mahtook, cf Zimmermann, p
<b>July 24, 2020</b> @CIN 7, DET 1 Goodrum, ss Schoop, 2b Cabrera, dh Cron, 1b Stewart, lf Candelario, 3b Maybin, rf Romine, c Jones, cf Boyd, p	<b>April 1, 2021</b> @DET 3, CLE 2 Grossman, lf Candelario, 3b W. Castro, ss Cabrera, 1b Schoop, 2b Mazara, dh Ramos, c Reyes, rf Jones, cf Boyd, p					



## MIKE ILITCH (1929-2017)



- Mike Ilitch was a once-in-a-generation entrepreneur and champion for Detroit.
- He and his wife, Marian, invested their family savings in 1959 to open the first Little Caesars store in Garden City, Michigan, a suburb of Detroit. That single mom-and-pop pizza shop grew into the largest carryout pizza chain in the world, with restaurants in 27 countries and territories across the globe. The success of the business was built upon the exceptional quality and value of the Little Caesars menu and Mike's marketing savvy and imaginative ideas in production.
- The growth of Little Caesars helped Mike and Marian create other leading brands in the food, sports and entertainment industries.
- The couple purchased the Detroit Red Wings in 1982. While the team was known as the Dead Wings at the time, Mike and Marian believed they were a sleeping giant and immediately took charge to turn the team around. By 1997, the Red Wings won their first Stanley Cup in 42 years, and they went on to win three more. Four Stanley Cup parades held along Woodward Avenue in Detroit attracted hundreds of thousands of people, many from the suburbs who had not been to downtown Detroit in decades. Detroit became known as Hockeytown and brought a sense of pride to the area's hockey fans and the community as a whole.

- Throughout Mike's life, he remained true to his hometown and was a zealous supporter of Detroit, working tirelessly to help it prosper and to bring pride to the city.
- In 1988, Mike and Marian purchased the neglected Fox Theatre and carefully restored it to its original 1928 splendor.
- One year later, they moved their Little Caesars world headquarters from the suburbs into the newly renovated Fox Office Center adjacent to the restored theatre. This was during a time when many businesses were fleeing the city. Restoration of the theatre and renovation of the office building brought new life to the area. Currently, the headquarters campus is being expanded with an addition of a new nine-story, 234,000 square foot building next door to the Fox Theatre.
- Mike displayed further commitment to the city he loved when he purchased the Detroit Tigers in 1992 and built a new state-of-the-art ballpark for the team. Remembering his early years as a Minor League baseball player with the Tigers, he did everything in his power to make the fan experience at Comerica Park a memorable one.
- The new ballpark enabled Detroit to successfully host the MLB All-Star Game in 2005 and the Tigers would go on to host the World Series in 2006. Mike also encouraged the Ford family to bring the Detroit Lions back to Detroit from the suburbs and build a new stadium right next door to the ballpark by relinquishing a portion of land to make way for the new stadium. The new football venue allowed Detroit to host the Super Bowl in 2006.
- Mike and Marian believed passionately in giving back to the community. As the parents of children who played hockey, the couple wanted to provide other children the opportunity to play the sport as well. So they established the Little Caesars Amateur Hockey Program in 1968, and it has provided opportunities for tens of thousands of youngsters to play the great game of hockey over the years. Hundreds have gone on to play at colleges, universities and in the National Hockey League.
- The couple established the Little Caesars Love Kitchen in 1985. With two trucks on the road to serve those in need, these restaurants on wheels have served more than three million people.
- Inspired by the story of a veteran returning to civilian life, Mike founded the Little Caesars Veterans Program in 2006. He had read a newspaper story about an Army Sergeant who had tragically lost both his legs during combat in Iraq. As a veteran himself, Mike was impressed with the can-do attitude of this veteran. The Little Caesars Veterans Program that followed provides honorably discharged veterans with financial incentives and other support to help them open a Little Caesars franchise.
- The charitable reach of Mike & Marian Ilitch and the Ilitch companies has expanded to more than \$230 million in grants and giving since 2000. Ilitch Charities and its affiliates, the Detroit Red Wings Foundation and the Detroit Tigers Foundation, continue to carry on the mission of supporting deserving causes and organizations across the community.
- As part of this charitable legacy, Mike & Marian Ilitch have personally gifted nearly \$50 million to Detroit's Wayne State University – \$8 million to the Department of Surgery and \$40 million dedicated to establish the new Mike Ilitch School of Business, which will train and educate the next generation of the city's great entrepreneurs.
- Mike received numerous business, cultural, and philanthropic awards during his lifetime, including:
  - The International Franchise Association Hall of Fame (2016)
  - SportsBusiness Journal's "The Champions: Pioneers and Innovators in Sports Business" (2014)
  - Michigan Sports Hall of Fame (2004)
  - US Hockey Hall of Fame (2004)
  - National Hockey League Hall of Fame (2003)
  - Ellis Island Medal of Honor (1997)
- Locally in Detroit, Mike was honored for his efforts in the community with the Joe Louis Brown Bomber Jacket Award, the Distinguished Martin Luther King, Jr. Community Service Award, the Shining Light Regional Cooperation Award and the Edward H. McNamara Goodfellow of the Year Award. He was also given the key to the city.
- Mike Ilitch was a remarkable American success story. In 2012, he wrote, "Develop a love for all people; be humble; work hard. I guarantee you will be successful in life." He did just that and had a life well lived.





**INDIVIDUAL BATTING**

**RUNS SCORED**

Two Runs in an Inning..... Ian Kinsler and Andrew Romine - 4/25/2017 vs. SEA (5th)  
 Four-or-More Runs in a Game..... Jeimer Candelario (4) - 9/3/2021 at CIN  
 Five-or-More Runs in a Game..... Jeimer Candelario (5) - 4/25/2018 at PIT (Gm. 1)

**HITS**

Two Hits in an Inning..... Jeimer Candelario - 9/3/2021 at CIN (6th)  
 Five-or-More Hits in a Game..... Niko Goodrum (5) - 5/31/2019 at ATL  
 Six-or-More Hits in a Game..... Carlos Peña (6) - 5/27/2004 at KC  
 Five Consecutive Hits in a Game..... Niko Goodrum (5) - 5/31/2019 at ATL  
 Six Consecutive Hits in a Game..... Carlos Peña (6) - 5/27/2004 at KC

**DOUBLES**

Two Doubles in an Inning..... Robert Fick - 5/29/2002 at CLE  
 Three-or-More Doubles in a Game..... Miguel Cabrera (3) - 4/25/2018 at PIT (Gm. 1)  
 Four-or-More Doubles in a Game..... Bill Bruton (4) - 5/19/1963 at WAS

**TRIPLES**

Two Triples in a Game..... Victor Reyes - 8/5/2021 vs. BOS  
 Triple in Three Consecutive Games..... Ed Brinkman - 4/12-14/1973  
 Triple in Four Consecutive Games..... Bob Fothergill - 9/27-9/30/1928

**HOME RUNS**

Two Home Runs in an Inning..... Magglio Ordoñez - 8/12/2007 vs. OAK (2nd)  
 Home Run from Both Sides of Plate..... Victor Martinez - 8/30/2018 at NYY  
 Three-or-More Home Runs in a Game..... Victor Martinez (3) - 6/16/2016 at KC  
 Home Run in Four-or-More Consecutive Games..... Ian Kinsler (4) - 5/15-5/18/2016  
 Home Run in Five-or-More Consecutive Games..... Marcus Thames (5) - 6/13-6/17/2008  
 Lead-off Home Run..... Akil Baddoo - 9/17/2021 at TB (Luis Patiño)  
 Walk-off Home Run..... Robbie Grossman - 5/28/2021 vs. NYY (Justin Wilson)  
 Pinch-Hit Home Run..... Victor Reyes - 8/27/2021 vs. TOR (Tim Mayza)  
 Inside-the-Park Home Run..... Victor Reyes - 8/27/2021 vs. TOR (Tim Mayza)  
 Two-or-More Home Runs on Opening Day..... Chris Shelton (2) - 4/3/2006 at KC  
 Home Run in First Major League At-Bat..... Akil Baddoo - 4/4/2021 vs. CLE (Aaron Civale)

**GRAND SLAMS**

Grand Slam..... Jonathan Schoop - 9/10/2021 vs. TB (Andrew Kittredge)  
 Pinch-Hit Grand Slam..... Mickey Tettleton - 8/11/1991 vs. NYY (Lee Guetterman)  
 Two Grand Slams in a Game..... Jim Northrup - 6/24/1968 at CLE

**EXTRA-BASE HITS**

Two Extra-Base Hits in an Inning..... Ian Kinsler - 5/16/2016 vs. MIN (1st)  
 Four-or-More Extra Base Hits in a Game..... Nicholas Castellanos (4) - 8/19/2015 at CHC

**RUNS BATTED IN**

Five-or-More RBI in a Game..... Miguel Cabrera (5) - 7/19/2021 vs. TEX  
 Six-or-More RBI in a Game..... Eric Haase (6) - 7/3/2021 vs. CWS  
 Seven-or-More RBI in a Game..... Ryan Raburn (7) - 7/25/2007 at CWS  
 Eight-or-More RBI in a Game..... Jim Northrup (8) - 7/11/1973 vs. TEX  
 RBI in 10-or-More Consecutive Games..... Carlos Guillen (11) - 6/16-6/28/2007 (17 RBI)

**WALKS**

Two Walks in an Inning..... Austin Jackson - 8/23/2010 vs. KC (6th)  
 Four-or-More Walks in a Game..... J.D. Martinez (4) - 5/16/2017 vs. BAL  
 Five-or-More Walks in a Game..... Cecil Fielder (5) - 5/27/1991 at MIL (14 inn.)  
 Four Consecutive Walks in a Game..... Miguel Cabrera (4) - 4/25/2015 vs. CLE  
 Walk in 10-or-More Consecutive Games..... Tony Clark (10) - 5/24-6/5/1997  
 Three Intentional Walks in a Game..... Miguel Cabrera (3) - 4/25/2015 vs. CLE

**STRIKEOUTS**

Two Strikeouts in an Inning..... James McCann - 6/28/2016 vs. MIA (5th)  
 Four-or-More Strikeouts in a Game..... Miguel Cabrera (4) - 10/1/2021 at CWS  
 Five-or-More Strikeouts in a Game..... John Hicks (5) - 4/14/2019 at MIN

**SACRIFICES**

Three Sacrifice Hits in a Game..... Deivi Cruz - 4/11/2000 vs. SEA  
 Two Sacrifice Flies in a Game..... Miguel Cabrera - 7/24/2021 at KC

**HIT BY PITCH**

Two Hit by Pitch in an Inning..... Mike Hessman - 9/8/2008 vs. OAK (2nd)  
 Three Hit by Pitch in a Game..... Damion Easley - 7/16/2002 vs. BOS

**HITTING FOR THE CYCLE**

Hit for the Cycle..... Carlos Guillen - 8/1/2006 at TB

**POSITION PLAYER PITCHING**

Position Player Pitching..... Harold Castro - 6/24/2021 vs. HOU

**OPPONENTS INDIVIDUAL BATTING**

**HITS**

Five-or-More Hits in a Game..... Logan Forsythe (5) - 8/16/2018 at MIN  
 Six-or-More Hits in a Game..... Alex Rios (6) - 7/9/2013 vs. CWS

**HOME RUNS**

Three-or-More Home Runs in a Game..... Kyle Seager (3) - 8/13/2019 vs. SEA  
 Lead-off Home Run..... Byron Buxton - 9/30/2021 at MIN (Tarik Skubal)  
 Walk-off Home Run..... Brett Phillips - 9/17/2021 at TB (Bryan Garcia)  
 Pinch-Hit Home Run..... Jace Peterson - 9/2/2020 at MIL (Buck Farmer)  
 Inside-the-Park Home Run..... Whit Merrifield - 8/9/2019 vs. KC (Edwin Jackson)

**GRAND SLAMS**

Grand Slam..... Jo Adell - 8/17/2021 vs. LAA (Gregory Soto)  
 Pinch-Hit Grand Slam..... Lonnie Chisenhall - 4/14/2017 at CLE (Francisco Rodríguez)



# LAST TIME IT HAPPENED IN A GAME

## RUNS BATTED IN

Five-or-More RBI in a Game.....	Ryan Jeffers (6) - 7/28/2021 at MIN
Six-or-More RBI in a Game.....	Ryan Jeffers (6) - 7/28/2021 at MIN
Seven-or-More RBI in a Game.....	José Abreu (7) - 9/12/2020 at CWS
Eight-or-More RBI in a Game.....	Edwin Encarnacion (9) - 8/29/2015 at TOR
Nine-or-More RBI in a Game.....	Edwin Encarnacion (9) - 8/29/2015 at TOR
10-or-More RBI in a Game.....	Fred Lynn (10) - 6/18/1975 vs. BOS

## HITTING FOR THE CYCLE

Hit for the Cycle.....	Jake Bauers - 6/14/2019 vs. CLE
------------------------	---------------------------------

## POSITION PLAYER PITCHING

Position Player Pitching.....	Max Schrock - 9/3/2021 at CIN
-------------------------------	-------------------------------

## CLUB BATTING

### RUNS SCORED

Five-or-More Runs in an Inning.....	5 - 9/27/2021 vs. CWS (8th)
Six-or-More Runs in an Inning.....	6 - 9/3/2021 at CIN (6th)
Seven-or-More Runs in an Inning.....	8 - 7/28/2021 at MIN (4th)
Eight-or-More Runs in an Inning.....	8 - 7/28/2021 at MIN (4th)
Nine-or-More Runs in an Inning.....	9 - 4/25/2017 vs. SEA (5th)
10-or-More Runs in an Inning.....	10 - 7/21/2008 at KC (8th)
15-or-More Runs in a Game.....	15 - 9/3/2021 at CIN
16-or-More Runs in a Game.....	17 - 7/28/2021 at MIN
17-or-More Runs in a Game.....	17 - 7/28/2021 at MIN
18-or-More Runs in a Game.....	19 - 4/25/2017 vs. SEA
19-or-More Runs in a Game.....	19 - 4/25/2017 vs. SEA
20-or-More Runs in a Game.....	20 - 4/17/1993 vs. SEA
Shut out in Back-to-Back Games.....	4/9/2021 at CWS (11-0); 4/30/2021 at CWS (10-0)
Shut out in Three Consecutive Games.....	9/29/1995 at BAL (6-0); 9/30/1995 at BAL (12-0); 10/1/1995 at BAL (4-0)

### HITS

Six-or-More Hits in an Inning.....	8 - 9/3/2021 at CIN (6th)
Seven-or-More Hits in an Inning.....	8 - 9/3/2021 at CIN (6th)
Eight-or-More Hits in an Inning.....	8 - 9/3/2021 at CIN (6th)
Nine-or-More Hits in an Inning.....	9 - 9/26/2011 vs. CLE (8th)
10-or-More Hits in an Inning.....	11 - 8/8/2001 at TEX (9th)
20-or-More Hits in a Game.....	20 - 4/25/2018 at PIT (Gm. 1)
21-or-More Hits in a Game.....	24 - 4/25/2017 vs. SEA
22-or-More Hits in a Game.....	24 - 4/25/2017 vs. SEA
23-or-More Hits in a Game.....	24 - 4/25/2017 vs. SEA
24-or-More Hits in a Game.....	24 - 4/25/2017 vs. SEA
25-or-More Hits in a Game.....	26 - 9/6/2013 at KC

### DOUBLES

Six-or-More Doubles in a Game.....	6 - 8/25/2021 at STL
Seven-or-More Doubles in a Game.....	7 - 7/14/2019 at KC
Eight-or-More Doubles in a Game.....	8 - 7/10/2014 at KC

### TRIPLES

Three-or-More Triples in a Game.....	3 - 9/1/2012 vs. CWS
Four-or-More Triples in a Game.....	4 - 6/9/1983 at BOS

### HOME RUNS

Back-to-Back Home Runs.....	8/24/2021 at STL (Robbie Grossman/Miguel Cabrera, 3rd)
Three Consecutive Home Runs.....	8/8/2020 at PIT (Miguel Cabrera/C.J. Cron/Jeimer Candelario, 1st)
Four-or-More Home Runs in an Inning.....	4 - 8/8/2020 at PIT (1st)
Five-or-More Home Runs in a Game.....	5 - 9/3/2021 at CIN
Six-or-More Home Runs in a Game.....	6 - 9/5/2017 vs. KC
Home Runs in 10-or-More Consecutive Games.....	13 - 4/4-4/18/2017
Home Runs in 11-or-More Consecutive Games.....	13 - 4/4-4/18/2017
Home Runs in 12-or-More Consecutive Games.....	13 - 4/4-4/18/2017
Home Runs in 13-or-More Consecutive Games.....	13 - 4/4-4/18/2017
Home Runs in 14-or-More Consecutive Games.....	16 - 5/6-5/22/1998
Home Runs in 15-or-More Consecutive Games.....	16 - 5/6-5/22/1998

### GRAND SLAMS

Two Grand Slams in a Game.....	5/15/2009 vs. OAK (Brandon Inge/Ryan Raburn)
--------------------------------	--

### EXTRA-BASE HITS

Nine-or-More Extra Base Hits in a Game.....	10 - 9/3/2021 at CIN
10-or-More Extra Base Hits in a Game.....	10 - 9/3/2021 at CIN
11-or-More Extra Base Hits in a Game.....	12 - 6/2/2017 vs. CWS
12-or-More Extra Base Hits in a Game.....	12 - 6/2/2017 vs. CWS

### WALKS

10-or-More Walks in a Game.....	11 - 6/13/2016 at CWS
11-or-More Walks in a Game.....	11 - 6/13/2016 at CWS
12-or-More Walks in a Game.....	12 - 6/3/2008 at OAK (11 inn.)
13-or-More Walks in a Game.....	13 - 5/4/1994 vs. TEX
14-or-More Walks in a Game.....	14 - 8/27/1993 at OAK
15-or-More Walks in a Game.....	15 - 7/31/1959 vs. BOS
Three-or-More Intentional Walks in a Game.....	3 - 4/25/2015 vs. CLE
Four-or-More Intentional Walks in a Game.....	4 - 8/15/2010 at CWS

### STRIKEOUTS

15-or-More Strikeouts in a Game.....	18 - 9/14/2021 vs. MIL
16-or-More Strikeouts in a Game.....	18 - 9/14/2021 vs. MIL
17-or-More Strikeouts in a Game.....	18 - 9/14/2021 vs. MIL
18-or-More Strikeouts in a Game.....	18 - 9/14/2021 vs. MIL
19-or-More Strikeouts in a Game.....	19 - 9/7/2019 at OAK
20-or-More Strikeouts in a Game.....	24 - 8/17/2019 at TB



**SACRIFICES**

Three-or-More Sacrifice Hits in an Inning .....	7/12/1970 vs. BAL (2nd)
Five-or-More Sacrifice Hits in a Game .....	5 - 7/6/1992 vs. SEA (14 inn.)
Four-or-More Sacrifice Flies in a Game .....	4 - 6/10/1985 vs. BAL (11 inn.)

**HIT BY PITCH**

Three-or-More Hit By Pitches in an Inning .....	3 - 9/8/2008 vs. OAK (2nd)
Three-or-More Hit By Pitches in a Game .....	3 - 9/29/2021 at MIN
Four-or-More Hit By Pitches in a Game .....	4 - 4/7/2018 at CWS
Five-or-More Hit By Pitches in a Game .....	5 - 8/11/1965 vs. KC (10 inn.)

**INDIVIDUAL BASERUNNING**

**STOLEN BASES**

Two Stolen Bases in an inning .....	Niko Goodrum - 7/14/2019 at KC (3rd)
Three-or-more Stolen Bases in a Game .....	Rajai Davis (3) - 4/25/2015 vs. CLE
Four-or-more Stolen Bases in a Game .....	Alex Sanchez (4) - 9/27/2003 vs. MIN

**STEALS OF HOME**

Steal of Home .....	Ryan Raburn - 8/18/2009 vs. SEA (8th)
---------------------	---------------------------------------

**OPPONENTS INDIVIDUAL BASERUNNING**

**STOLEN BASES**

Two Stolen Bases in an inning .....	Jose Ramirez - 8/8/2021 at CLE (7th)
Three-or-more Stolen Bases in a Game .....	Whit Merrifield (3) - 5/6/2018 at KC
Four-or-more stolen Bases in a Game .....	Rickey Henderson (4) - 5/30/1982 at OAK

**STEALS OF HOME**

Steal of Home .....	Cedric Mullins - 8/12/2021 at BAL (1st)
---------------------	---

**CLUB BASERUNNING**

**STOLEN BASES**

Five-or-More Stolen Bases in a Game .....	5 - 4/25/2015 vs. CLE
Three-or-More Caught Stealing in a Game .....	3 - 5/26/2015 at OAK

**OPPONENTS CLUB BASERUNNING**

**STOLEN BASES**

Five-or-More Stolen Bases in a Game .....	5 - 6/15/2019 vs. CLE
Three-or-More Caught Stealing in a Game .....	3 - 7/19/2014 vs. CLE

**INDIVIDUAL PITCHING**

**WINS**

Win Five-or-More Consecutive Decisions .....	Matthew Boyd (5) - 7/18-8/24/2016
Win Six-or-More Consecutive Decisions .....	Michael Fulmer (6) - 5/10-6/12/2016
Win Seven-or-More Consecutive Decisions .....	Anibal Sanchez (7) - 6/9-7/22/2015
Win Eight-or-More Consecutive Decisions .....	Max Scherzer (13) - 4/6-7/8/2013
Win Nine-or-More Consecutive Decisions .....	Max Scherzer (13) - 4/6-7/8/2013
Win 10-or-More Consecutive Decisions .....	Max Scherzer (13) - 4/6-7/8/2013

**LOSSES**

Lose Five-or-More Consecutive Decisions .....	Matthew Boyd (5) - 4/24-5/27/2021
Lose Six-or-More Consecutive Decisions .....	Tarik Skubal (6) - 4/10-5/14/2021
Lose Seven-or-More Consecutive Decisions .....	Spencer Turnbull (13) - 6/5-9/29/2019
Lose Eight-or-More Consecutive Decisions .....	Spencer Turnbull (13) - 6/5-9/29/2019
Lose Nine-or-More Consecutive Decisions .....	Spencer Turnbull (13) - 6/5-9/29/2019
Lose 10-or-More Consecutive Decisions .....	Spencer Turnbull (13) - 6/5-9/29/2019

**COMPLETE GAMES**

Complete Game .....	Spencer Turnbull - 5/18/2021 at SEA
Two-or-More Consecutive Complete Games .....	David Price (2) - 6/6-6/12/2015
Three-or-More Consecutive Complete Games .....	Jack Morris (3) - 9/2-9/12/1990
Four-or-More Consecutive Complete Games .....	Jack Morris (6) - 6/25-7/18/1986
Five-or-More Consecutive Complete Games .....	Jack Morris (6) - 6/25-7/18/1986

**SHUTOUTS**

Shutout .....	Spencer Turnbull - 5/18/2021 at SEA
Two-or-More Consecutive Shutouts .....	Rick Porcello (2) - 6/26-7/1/2014
Three-or-More Consecutive Shutouts .....	Jack Morris (3) - 7/9-18/1986

**SAVES**

Save Three-or-More Consecutive Games Played by Team .....	Gregory Soto (3) - 7/20-7/22/2021
Save Four-or-More Consecutive Games Played by Team .....	Shane Greene (5) - 4/2-4/7/2019
Saves in Five-or-More Consecutive Appearances .....	Michael Fulmer (5) - 9/18-10/3/2021
Saves in Six-or-More Consecutive Appearances .....	Shane Greene (8) - 3/28-4/10/2019
Saves in Seven-or-More Consecutive Appearances .....	Shane Greene (8) - 3/28-4/10/2019
Saves in Eight-or-More Consecutive Appearances .....	Shane Greene (8) - 3/28-4/10/2019
Saves in Nine-or-More Consecutive Appearances .....	Jose Valverde (10) - 7/24-8/13/2011
Saves in 10-or-More Consecutive Appearances .....	Jose Valverde (10) - 7/24-8/13/2011
Three-or-More Inning Save .....	Drew Smyly - 6/17/2013 vs. BAL

**INNINGS PITCHED**

10-or-More Innings Pitched, Starter .....	Jack Morris (10.0) - 8/14/1989 vs. BAL
Five-or-More Innings Pitched, Reliever .....	Tarik Skubal (5.0) - 9/27/2020 at KC

**HITS ALLOWED**

No-Hitter .....	Spencer Turnbull - 5/18/2021 at SEA
One-Hitter .....	Matthew Boyd - 9/17/2017 vs. CWS
13-or-More Hits in a Game .....	Jordan Zimmermann (13) - 7/6/2019 vs. BOS
14-or-More Hits in a Game .....	Alfredo Simon (15) - 7/1/2015 vs. PIT



# LAST TIME IT HAPPENED IN A GAME

15-or-More Hits in a Game ..... Alfredo Simon (15) - 7/1/2015 vs. PIT  
 16-or-More Hits in a Game ..... Scott Sanders (16) - 4/14/1998 at TEX

## RUNS ALLOWED

Eight-or-More Runs in a Game ..... Matt Manning (8) - 9/2/2021 vs. OAK  
 Nine-or-More Runs in a Game ..... Matt Manning (9) - 6/28/2021 at CLE  
 10-or-More Runs in a Game ..... Max Scherzer (10) - 6/17/2014 vs. KC  
 11-or-More Runs in a Game ..... Jeremy Bonderman (11) - 7/29/2007 at LAA  
 12-or-More Runs in a Game ..... Joe Coleman (12) - 8/18/1974 at OAK  
 20-or-More Consecutive Scoreless Innings, Starter ..... Michael Fulmer (33.1) - 5/21-6/17/2016  
 20-or-More Consecutive Scoreless Innings, Reliever ..... Joaquin Benoit (22.0) - 8/3-9/27/2011

## HOME RUNS ALLOWED

Three Home Runs in an Inning ..... José Ureña - 6/18/2021 at LAA (5th)  
 Back-to-Back Home Runs ..... Matt Manning - 9/2/2021 vs. OAK (Jed Lowrie/Mark Canha, 1st)  
 Three Consecutive Home Runs ..... Anibal Sanchez - 8/6/2017 at BAL (Jonathan Schoop/Chris Davis/Trey Mancini, 1st)  
 Three-or-More Home Runs in a Game ..... Tarik Skubal (3) - 9/30/2021 at MIN  
 Four-or-More Home Runs in a Game ..... José Ureña (4) - 6/30/2021 at CLE (Game 1)  
 Five-or-More Home Runs in a Game ..... Anibal Sanchez (5) - 8/6/2017 at BAL  
 Lead-off Home Run ..... Tarik Skubal - 9/30/2021 at MIN (Byron Buxton)  
 Walk-off Home Run ..... Bryan Garcia - 9/17/2021 at TB (Brett Phillips, 9th)  
 Pinch-Hit Home Run ..... Jace Peterson - 9/2/2020 at MIL (Buck Farmer)  
 Inside-the-Park Home Run ..... Edwin Jackson - 8/9/2019 vs. KC (Whit Merrifield)  
 Home Run to a Pitcher ..... Kevin Jarvis - 9/2/1997 at ATL (Denny Neagle)

## GRAND SLAMS ALLOWED

Grand Slam in a Game ..... Gregory Soto - 8/17/2021 vs. LAA (Jo Adell)  
 Two Grand Slams in a Game ..... Daniel Schlereth - 6/28/2011 vs. NYM (Jason Bay/Carlos Beltran)  
 Pinch-Hit Grand Slam ..... Francisco Rodriguez - 4/14/2017 at CLE (Lonnie Chisenhall)

## WALKS ALLOWED

Eight-or-More Walks in a Game ..... Dontrelle Willis (8) - 6/14/2009 at PIT  
 Nine-or-More Walks in a Game ..... Jack Morris (9) - 4/14/1988 vs. TEX  
 10-or-more Walks in a Game ..... Joe Coleman (10) - 10/1/1974 vs. BAL  
 No Walks Allowed, 20-or-More Consecutive Innings ..... Justin Verlander (24.0) - 7/24-8/9/2015

## STRIKEOUTS

10-or-More Strikeouts in a Game ..... Tarik Skubal (10) - 8/25/2021 at STL  
 11-or-More Strikeouts in a Game ..... Tarik Skubal (11) - 6/5/2021 at CWS  
 12-or-More Strikeouts in a Game ..... Matthew Boyd (13) - 7/4/2019 at CWS  
 13-or-More Strikeouts in a Game ..... Matthew Boyd (13) - 7/4/2019 at CWS  
 14-or-More Strikeouts in a Game ..... Max Scherzer (14) - 8/14/2014 vs. PIT  
 15-or-More Strikeouts in a Game ..... Anibal Sanchez (17) - 4/26/2013 vs. ATL  
 Six-or-More Strikeouts in a Game, Reliever ..... Tarik Skubal (6) - 9/27/2020 at KC  
 Consecutive Double-Digit Strikeout Games ..... Matthew Boyd (3) - 6/26-7/13/2019

## HIT BY PITCH

Hit Two Batters in an Inning ..... Buck Farmer - 6/13/2021 vs. CWS (6th)  
 Hit Three-or-More Batters in a Game ..... Casey Mize (3) - 8/30/2020 vs. MIN  
 Hit Four-or-More Batters in a Game ..... Frank Lary (4) - 7/21/1960 vs. WAS

## WILD PITCHES

Two-or-More Wild Pitches in an Inning ..... Jason Foley (2) - 9/19/2021 at TB  
 Three-or-More Wild Pitches in a Game ..... Joe Jiménez (3) - 7/26/2021 at MIN

## OPPONENTS INDIVIDUAL PITCHING

### HITS ALLOWED

No Hits in a Game ..... Henderson Alvarez - 9/29/2013 at MIA  
 One Hit in a Game ..... Jeff Samardzija - 9/21/2015 vs. CWS  
 13-or-More Hits in a Game ..... Derek Holland (13) - 8/8/2020 at PIT  
 14-or-More Hits in a Game ..... Miguel Gonzalez (14) - 4/30/2017 vs. CWS  
 15-or-More Hits in a Game ..... Greg Swindell (17) - 6/5/1988 vs. CLE  
 16-or-More Hits in a Game ..... Greg Swindell (17) - 6/5/1988 vs. CLE  
 17-or-More Hits in a Game ..... Greg Swindell (17) - 6/5/1988 vs. CLE  
 18-or-More Hits in a Game ..... Reggie Cleveland (18) - 9/25/1977 vs. BOS

### RUNS ALLOWED

Shutout ..... Dylan Cease - 4/29/2021 at CWS (Gm. 2)  
 Eight-or-More Runs in a Game ..... J.A. Happ (9) - 7/28/2021 at MIN  
 Nine-or-More Runs in a Game ..... J.A. Happ (9) - 7/28/2021 at MIN  
 10-or-More Runs in a Game ..... Erasmo Ramirez (10) - 6/16/2017 vs. TB  
 11-or-More Runs in a Game ..... Dustin McGowan (12) - 8/21/2005 vs. TOR  
 12-or-More Runs in a Game ..... Dustin McGowan (12) - 8/21/2005 vs. TOR

### HOME RUNS ALLOWED

Three Home Runs in an Inning ..... Derek Holland (4) - 8/8/2020 at PIT (1st)  
 Back-to-Back Home Runs ..... Jack Flaherty - 8/24/2021 at STL (Robbie Grossman/Miguel Cabrera, 3rd)  
 Three Consecutive Home Runs ..... Derek Holland - 8/8/2020 at PIT (Miguel Cabrera/C.J. Cron/Jeimer Candelario, 1st)  
 Three-or-More Home Runs in a Game ..... Cole Irvin (3) - 8/31/2021 vs. OAK  
 Four-or-More Home Runs in a Game ..... Derek Holland (5) - 8/8/2020 at PIT  
 Five-or-More Home Runs in a Game ..... Derek Holland (5) - 8/8/2020 at PIT

### WALKS ALLOWED

Eight-or-More Walks in a Game ..... Ricky Romero (8) - 8/21/2012 vs. TOR  
 Nine-or-More Walks in a Game ..... Bobby Witt (10) - 8/15/1992 at TEX  
 10-or-More Walks in a Game ..... Bobby Witt (10) - 8/15/1992 at TEX

### STRIKEOUTS

10-or-More Batters in a Game ..... José Berríos (11) - 8/29/2021 vs. TOR  
 11-or-More Batters in a Game ..... José Berríos (11) - 8/29/2021 vs. TOR  
 12-or-More Batters in a Game ..... Shane Bieber (12) - 5/27/2021 vs. CLE  
 13-or-More Batters in a Game ..... Lucas Giolito (13) - 8/20/2020 at CWS  
 14-or-More Batters in a Game ..... Max Scherzer (14) - 6/30/2019 vs. WSH  
 15-or-More Batters in a Game ..... Max Scherzer (20) - 5/11/2016 at WSH  
 Six-or-More Strikeouts in a Game, Reliever ..... Michael Kopech (6) - 10/3/2021 at CWS





**CLUB PITCHING**

**COMPLETE GAMES**

Back-to-Back Complete Games ..... 8/20-21/2014 at TB (Rick Porcello/David Price)

**SHUTOUTS**

Back-to-Back Shutouts ..... 7/18/2021 vs. MIN (7-0); 7/19/2021 vs. TEX (14-0)

**HITS ALLOWED**

15-or-More Hits in a Game ..... 16 - 8/19/2021 vs. LAA  
 16-or-More Hits in a Game ..... 16 - 8/19/2021 vs. LAA  
 17-or-More Hits in a Game ..... 19 - 6/28/2021 at CLE  
 18-or-More Hits in a Game ..... 19 - 6/28/2021 at CLE  
 19-or-More Hits in a Game ..... 19 - 6/28/2021 at CLE  
 20-or-More Hits in a Game ..... 21 - 9/9/2020 vs. MIL  
 21-or-More Hits in a Game ..... 21 - 9/9/2020 vs. MIL  
 22-or-More Hits in a Game ..... 25 - 9/14/2017 vs. CWS  
 23-or-More Hits in a Game ..... 25 - 9/14/2017 vs. CWS  
 24-or-More Hits in a Game ..... 25 - 9/14/2017 vs. CWS  
 25 or More Hits in a Game ..... 25 - 9/14/2017 vs. CWS  
 No Hits in a Game ..... 5/18/2021 at SEA (Spencer Turnbull)  
 One Hit in a Game ..... 9/17/2017 vs. CWS (Matthew Boyd)  
 Two Hits in a Game ..... 7/17/2021 vs. MIN (Gm. 1) (José Ureña/Daniel Norris/Kyle Funkhouser/Gregory Soto)

**RUNS ALLOWED**

Five-or-More Runs in an Inning ..... 6 - 9/27/2021 vs. CWS (4th)  
 15-or-More Runs in a Game ..... 15 - 6/12/2021 vs. CWS  
 16-or-More Runs in a Game ..... 19 - 9/9/2020 vs. MIL  
 17-or-More Runs in a Game ..... 19 - 9/9/2020 vs. MIL  
 18-or-More Runs in a Game ..... 19 - 9/9/2020 vs. MIL  
 19-or-More Runs in a Game ..... 19 - 9/9/2020 vs. MIL  
 20-or-More Runs in a Game ..... 20 - 8/22/2014 at MIN

**HOME RUNS ALLOWED**

Back-to-Back Home Runs ..... 9/2/2021 vs. OAK - Jed Lowrie/Mark Canha (Matt Manning)  
 Three Consecutive Home Runs ..... 8/6/2017 at BAL - Jonathan Schoop/Chris Davis/Trey Mancini (Anibal Sanchez)  
 Five-or-More Home Runs in a Game ..... 7 - 7/28/2021 at MIN  
 Walk-Off Home Run ..... 9/17/2021 at TB - Brett Phillips (Bryan Garcia, 10th)  
 Two Grand Slams in a Game ..... 6/28/2011 vs. NYM (Jason Bay/Carlos Beltran)

**WALKS ALLOWED**

10-or-More Walks in a Nine-Inning Game ..... 11 - 6/12/2021 vs. CWS  
 10-or-More Walks in a Game ..... 12 - 7/11/2021 at MIN (10 inn.)  
 11-or-More Walks in a Game ..... 12 - 7/11/2021 at MIN (10 inn.)  
 12-or-More Walks in a Game ..... 12 - 7/11/2021 at MIN (10 inn.)  
 13-or-More Walks in a Game ..... 14 - 8/10/2014 at TOR (19 inn.)  
 14-or-More Walks in a Game ..... 14 - 8/10/2014 at TOR (19 inn.)  
 15-or-More Walks in a Game ..... 15 - 5/8/2004 at TEX (10 inn.)

**STRIKEOUTS**

14-or-More Strikeouts in a Nine-Inning Game ..... 16 - 6/5/2021 at CWS  
 14-or-More Strikeouts in a Game ..... 14 - 8/25/2021 at STL (10 inn.)  
 15-or-More Strikeouts in a Game ..... 16 - 6/5/2021 at CWS  
 16-or-More Strikeouts in a Game ..... 16 - 6/5/2021 at CWS  
 17-or-More Strikeouts in a Game ..... 17 - 8/31/2019 vs. MIN  
 18-or-More Strikeouts in a Game ..... 18 - 7/23/2019 vs. PHI (15 inn.)  
 19-or-More Strikeouts in a Game ..... 19 - 4/17/2013 at SEA (14 inn.)  
 20-or-More Strikeouts in a Game ..... 20 - 6/5/2001 at BOS (18 inn.)

**HIT BY PITCH**

Three-or-More Batters in a Game ..... 3 - 8/25/2021 at STL (10 inn.)

**PITCHERS BATTING**

**HOME RUNS**

Home Run ..... Daniel Norris - 8/19/2015 at CHC (Jon Lester)  
 Inside-the-Park Home Run ..... Frank Lary - 4/17/1956 vs. OAK (Alex Kellner)

**STOLEN BASES**

Stolen Base ..... Mickey Lolich - 4/14/1970 vs. CLE  
 Caught Stealing ..... Joe Coleman - 4/30/1972 vs. CWS

**PINCH-HITTING AND PINCH-RUNNING**

Pinch-Hit Appearance ..... Dontrelle Willis - 5/23/2010 at LAD  
 Pinch-Run Appearance ..... Daniel Norris - 5/25/2019 at NYM

**CLUB FIELDING**

**ERRORS**

Four-or-More Errors in a Game ..... 4 - 5/6/2021 at BOS  
 Five-or-More Errors in a Game ..... 5 - 4/27/2021 at CWS  
 Six-or-More Errors in a Game ..... 6 - 6/25/2013 vs. LAA

**DOUBLE AND TRIPLE PLAYS**

Five-or-More Double Plays in a Game ..... 5 - 9/26/2009 at CWS  
 Six-or-More Double Plays in a Game ..... 6 - 4/13/1984 at BOS  
 Triple Play ..... 9/8/2017 at TOR (Jeimer Candelario/Ian Kinsler/Efren Navarro)



# LAST TIME IT HAPPENED IN A GAME

## OPPONENTS CLUB FIELDING

### ERRORS

Four-or-More Errors in a Game.....	4 - 8/6/2014 at NYY
Five-or-More Errors in a Game.....	5 - 9/27/2012 vs. KC
Six-or-More Errors in a Game.....	6 - 10/1/1989 at NYY

### TRIPLE PLAYS

Triple Play.....	8/3/17 at BAL (Manny Machado/Jonathan Schoop/Chris Davis)
------------------	---

## CLUB MISCELLANEOUS

### WINS

Eight-or-More Consecutive Wins.....	8 - 7/25-8/3/2016
Nine-or-More Consecutive Wins.....	12 - 7/26-8/8/2013
10-or-More Consecutive Wins.....	12 - 7/26-8/8/2013
Eight-or-More Consecutive Wins, Home.....	10 - 7/3-7/29/2021
Nine-or-More Consecutive Wins, Home.....	10 - 7/3-7/29/2021
10-or-More Consecutive Wins, Home.....	10 - 7/3-7/29/2021
Eight-or-More Consecutive Wins, Road.....	11 - 4/29-5/18/2014
Nine-or-More Consecutive Wins, Road.....	11 - 4/29-5/18/2014
10-or-More Consecutive Wins, Road.....	11 - 4/29-5/18/2014

### LOSSES

Eight-or-More Consecutive Losses.....	9 - 8/11-8/20/2020
Nine-or-More Consecutive Losses.....	9 - 8/11-8/20/2020
10-or-More Consecutive Losses.....	10 - 5/13-5/23/2019
Eight-or-More Consecutive Losses, Home.....	8 - 6/9-6/28/2019
Nine-or-More Consecutive Losses, Home.....	11 - 5/9-5/23/2019
10-or-More Consecutive Losses, Home.....	11 - 5/9-5/23/2019
Eight-or-More Consecutive Losses, Road.....	8 - 7/8-7/26/2021
Nine-or-More Consecutive Losses, Road.....	10 - 6/27-7/29/2010
10-or-More Consecutive Losses, Road.....	10 - 6/27-7/29/2010

### DOUBLEHEADERS

Win Both Games, Home.....	7/17/2021 vs. MIN
Win Both Games, Road.....	6/30/2021 at CLE
Lose Both Games, Home.....	9/12/2019 vs. NYY
Lose Both Games, Road.....	4/29/2021 at CWS
Split, Home.....	6/26/2021 vs. HOU
Split, Road.....	9/10/2020 at STL
Day-Night Doubleheader.....	7/17/2021 vs. MIN

### EXTRA-INNING GAMES

Back-to-Back Extra-Inning Games.....	9/12/2021 vs. TB, 9/14/2021 vs. MIL
Three Consecutive Extra-Inning Games.....	9/16-9/19/2015 (MIN, KC, KC)
Win Back-to-Back Extra-Inning Games.....	9/12-9/14/2021 (TB, MIL)
Lose Back-to-Back Extra-Inning Games.....	4/16-4/17/2019 vs. PIT
15-or-More Innings.....	15 - 7/23/2019 vs. PHI
16-or-More Innings.....	19 - 8/10/2014 at TOR
17-or-More Innings.....	19 - 8/10/2014 at TOR
18-or-More Innings.....	19 - 8/10/2014 at TOR
19-or-More Innings.....	19 - 8/10/2014 at TOR
20-or-More Innings.....	22 - 6/24/1962 vs. NYY
21-or-More Innings.....	22 - 6/24/1962 vs. NYY
22-or-More Innings.....	22 - 6/24/1962 vs. NYY

### ONE-RUN GAMES

Three-or-More Consecutive One-Run Games.....	3 - 9/26-9/28/2021 (KC, CWS, @MIN)
Four-or-More Consecutive One-Run Games.....	6 - 8/24-8/30/2021 (@STL, @STL, TOR, TOR, TOR, MIN)
Five-or-More Consecutive One-Run Games.....	6 - 8/24-8/30/2021 (@STL, @STL, TOR, TOR, TOR, MIN)
Win Three-or-More Consecutive One-Run Games.....	3 - 8/11-8/13/2011 (CLE, BAL, BAL)
Lose Three-or-More Consecutive One-Run Games.....	3 - 9/26-9/28/2021 (KC, CWS, @MIN)
Win 1-0 Game.....	9/14/2021 vs. MIL (11 inn.)
Lose 1-0 Game.....	8/17/2019 at TB (13 inn.)

### COMEBACKS/LEADS LOST

Comeback to Win, Trailing by Five Runs-or-More.....	5 - 8/21/2020 at CLE (Trailed 5-0 after 3 inn., Won 10-5 in 9 inn.)
Lose After Leading by Five Runs-or-More.....	8 - 8/19/2021 vs. LAA (Led 10-2 after 5.0 inn., Lost 13-10 in 9 inn.)



## INDIVIDUAL BATTING

### BATTING AVERAGE

Highest Average, Career (Min. 2000 AB)	369	Ty Cobb	1905-26
Highest Average by Righthander, Season	403	Harry Heilmann	1923
Highest Average by Lefthander, Season	420	Ty Cobb	1911
Highest Average by Switchhitter, Season	335	Victor Martinez	2014
Highest Average by Rookie, Season	343	Dale Alexander	1929

### GAMES PLAYED

Most Games Played, Career	2,834	Al Kaline	1953-74
Most Games Played, Season	163	Rocky Colavito	1961
Most Consecutive Games Played	511	Charlie Gehringer	9/3/1927-5/7/1931
Most Games Played, Rookie	162	Jake Wood	1961
Most Seasons with Tigers	22	Ty Cobb	1905-26
		Al Kaline	1953-74

### AT-BATS

Most At-Bats, Career	10,586	Ty Cobb	1905-26
Most At-Bats by Righthander, Season	684	Ian Kinsler	2014
Most At-Bats by Lefthander, Season	643	Lou Whitaker	1983
Most At-Bats by Switchhitter, Season	615	Tito Fuentes	1977
Most At-Bats by Rookie, Season	679	Harvey Kuenn	1953
Most At-Bats, No Hits, Doubleheader	13	Brian Hunter (26 inn.)	7/20/1998 at NY

### RUNS SCORED

Most Runs, Career	2,087	Ty Cobb	1905-26
Most Runs, Season	147	Ty Cobb	1911
Most Runs by Rookie, Season	128	Roy Johnson	1929
Most Runs, Nine-Inning Game	5	Many players... (last, Jeimer Candelario, 4/25/2018 at PIT, Gm. 1)	

### HITS

Most Hits, Career	3,902	Ty Cobb	1905-26
Most Hits by Pinch-Hitter, Career	107	Gates Brown	1963-75
Most Hits by Righthander, Season	237	Harry Heilmann	1921
Most Hits by Lefthander, Season	248	Ty Cobb	1911
Most Hits by Switchhitter, Season	190	Tito Fuentes	1977
Most Hits by Rookie, Season	215	Dale Alexander	1929
Most Hits by Pinch-Hitter, Season	19	Bob Fothergill	1929
Most Hits by Righthanded Pinch-Hitter, Season	19	Bob Fothergill	1929
Most Hits by Lefthanded Pinch-Hitter, Season	18	Gates Brown	1968
Most Hits by Switch-Hitting Pinch-Hitter, Season	12	Johnny Neun	1926
Most Hits, Nine-Inning Game	6	Bill Nance	7/13/1901 at CLE
		Ty Cobb	5/5/1925 at STL
		George Kell	9/20/1946 at CLE
		Damion Easley	8/8/2001 at TEX
		Carlos Pena	5/27/2004 at KC
Most Hits, Extra-Inning Game	7	Rocky Colavito	6/24/1962 vs. NYY (22 inn.)
		Cesar Gutierrez	6/21/1970 at CLE (12 inn.)
		Walt Dropo (0 BB)	7/14-7/15/1952
		Ty Cobb	1911

### EXTRA-BASE HITS

Most Extra-Base Hits, Career	1,062	Ty Cobb	1905-26
Most Extra-Base Hits by Righthander, Season	103	Hank Greenberg	1937
Most Extra-Base Hits by Lefthander, Season	87	Charlie Gehringer	1936
Most Extra-Base Hits by Switchhitter, Season	71	Tony Clark	1998
Most Extra-Base Hits by Rookie, Season	83	Dale Alexander	1929
Most Extra-Base Hits, Game	4	Many players... (last, Nicholas Castellanos, 8/19/2015 at CHC)	
Most Extra-Base Hits, Inning	2	Many players... (last, Ian Kinsler, 5/16/2016 vs. MIL)	

### TOTAL BASES

Most Total Bases, Career	5,472	Ty Cobb	1905-26
Most Total Bases by Righthander, Season	397	Hank Greenberg	1937
Most Total Bases by Lefthander, Season	367	Ty Cobb	1911
Most Total Bases by Switchhitter, Season	317	Victor Martinez	2014
Most Total Bases by Rookie, Season	363	Dale Alexander	1929
Most Total Bases, Game	16	Ty Cobb	5/5/1925 at STL
Most Total Bases, Inning	8	Al Kaline	4/17/1955 vs. KC
		Magglio Ordoñez	8/12/2007 vs. OAK

### SINGLES

Most Singles, Career	2,840	Ty Cobb	1905-26
Most Singles by Righthander, Season	167	Harvey Kuenn	1953
Most Singles by Lefthander, Season	169	Ty Cobb	1911
Most Singles by Switchhitter, Season	156	Tito Fuentes	1977
Most Singles by Rookie, Season	167	Harvey Kuenn	1953

### DOUBLES

Most Doubles, Career	665	Ty Cobb	1905-26
Most Doubles by Righthander, Season	63	Hank Greenberg	1934
Most Doubles by Lefthander, Season	60	Charlie Gehringer	1936
Most Doubles by Switchhitter, Season	42	Billy Rogell	1933
Most Doubles by Rookie, Season	45	Roy Johnson	1929
Most Doubles, Game	4	Pop Dillon	4/25/1901 vs. MIL
		Bill Bruton	5/19/1963 at WAS
Most Consecutive Doubles, Game	4	Bill Bruton	5/19/1963 at WAS
Most Doubles, Inning	2	Pop Dillon	4/25/1901 vs. MIL
		Tony Clark	8/22/1997 at MIL
		Robert Fick	5/29/2002 at CLE



# TIGERS RECORD BOOK

## TRIPLES

Most Triples, Career.....	286	Ty Cobb.....	1905-26
Most Triples by Righthander, Season.....	16	Harry Heilmann.....	1924
		Hank Greenberg.....	1935
Most Triples by Lefthander, Season.....	26	Sam Crawford.....	1914
Most Triples by Switchhitter, Season.....	14	Billy Lush.....	1903
		Lu Blue.....	1926
Most Triples by Rookie, Season.....	17	Charlie Gehringer.....	1926
Most Triples, Nine-Inning Game.....	3	Charlie Gehringer.....	8/5/1929 at WAS

## HOME RUNS

Most Home Runs, Career.....	399	Al Kaline.....	1953-74
Most Home Runs by Righthander, Season.....	58	Hank Greenberg.....	1938
Most Home Runs by Lefthander, Season.....	41	Norm Cash.....	1961
Most Home Runs by Switchhitter, Season.....	34	Tony Clark.....	1998
Most Home Runs by Rookie, Season.....	35	Rudy York.....	1937
Most Home Runs by Pinch-Hitter, Career.....	16	Gates Brown.....	1963-75
Most Home Runs by Pinch-Hitter, Season.....	3	12 times.....	(last, Victor Martinez, 2016)
Most Home Runs, Game.....	3	24 times.....	(last, Victor Martinez, 6/16/2016 at KC)
Most Lead-Off Home Runs, Career.....	24	Curtis Granderson.....	2004-09
Most Lead-Off Home Runs, Season.....	8	Ian Kinsler.....	2016
Most Inside-the-Park Home Runs, Career.....	47	Ty Cobb.....	1905-26
Most Inside-the-Park Home Runs, Season.....	9	Ty Cobb.....	1909
Most Home Runs at Home, Season.....	39	Hank Greenberg.....	1938
Most Home Runs on the Road, Season.....	27	Rocky Colavito.....	1961
		Miguel Cabrera.....	2013
Most Home Runs, Month.....	18	Rudy York.....	8/1937
Most Home Runs in April.....	10	Cecil Fielder.....	1996
		Chris Shelton.....	2006
Most Home Runs in May.....	12	Willie Horton.....	1968
		Miguel Cabrera.....	2013
Most Home Runs in June.....	14	Norm Cash.....	1961
Most Home Runs in July.....	15	Hank Greenberg.....	1938
Most Home Runs in August.....	18	Rudy York.....	1937
Most Home Runs in September.....	16	Hank Greenberg.....	1946
Most Games, Switch-Hitting Home Runs, Season.....	3	Tony Clark.....	1998
Most Home Runs, Opening Day.....	3	Dmitri Young.....	4/4/2005 vs. KC
Most Home Runs, Doubleheader.....	4	Charlie Maxwell.....	5/3/1959 vs. NYY
		Rocky Colavito.....	8/27/1961 at WAS
Most Home Runs, Inning.....	2	Al Kaline.....	4/17/1955 vs. KC (6th)
		Magglio Ordoñez.....	8/12/2007 vs. OAK (2nd)
Most Consecutive Home Runs, Two Games.....	4	Hank Greenberg.....	7/26-7/27/1938 vs. WAS
		Charlie Maxwell.....	5/3/1959 vs. NYY (DH)
		Larry Herndon.....	5/16-5/18/1982 vs. MIN, vs. OAK
		Bobby Higginson.....	6/30-7/1/1997 vs. NYM
Most Consecutive Games with a Home Run.....	5	Rudy York.....	8/22-8/25/1937
		Hank Greenberg.....	9/10-9/14/1940
		Vic Wertz.....	7/27-8/1/1950
		Willie Horton.....	8/29-9/1/1969
		Marcus Thames.....	6/13-17/2008
		Ty Cobb.....	5/5-5/6/1925 at STL
Most Home Runs, Consecutive Games.....	5	Lance Parrish.....	1977-86
Most Extra-Inning Home Runs, Career.....	9	Charlie Maxwell.....	1960
Most Extra-Inning Home Runs, Season.....	5	Charlie Maxwell.....	1960
Youngest Player to Hit a Home Run.....	18 years, 279 days.....	Ty Cobb.....	9/23/1905
Oldest Player to Hit a Home Run.....	42 years, 51 days.....	Doc Cramer.....	9/11/1947

## GRAND SLAMS

Most Grand Slams, Career.....	10	Hank Greenberg.....	1930-46
		Rudy York.....	1934-45
		Cecil Fielder.....	1990-96
Most Grand Slams, Season.....	4	Rudy York.....	1938
		Jim Northrup.....	1968
Most Grand Slams, Month.....	3	Rudy York.....	5/1938
		Hank Greenberg.....	6/1968
Most Grand Slams, Week.....	3	Jim Northrup.....	6/24-6/29/1968
Most Grand Slams, Game.....	2	Jim Northrup.....	6/24/1968 at CLE

## RUNS BATTED IN (since 1920)

Most RBI, Career.....	1,582	Al Kaline.....	1953-74
Most RBI by Righthander, Season.....	183	Hank Greenberg.....	1937
Most RBI by Lefthander, Season.....	132	Vic Wertz.....	1949
		Norm Cash.....	1961
Most RBI by Switchhitter, Season.....	117	Tony Clark.....	1997
Most RBI by Rookie, Season.....	137	Dale Alexander.....	1929
Most RBI in a Month.....	50	Rudy York.....	8/1937
Most RBI in April.....	28	Miguel Cabrera.....	2013
Most RBI in May.....	43	Ty Cobb.....	1925
Most RBI in June.....	47	Hank Greenberg.....	1935
Most RBI in July.....	41	Bob Fothergill.....	1927
Most RBI in August.....	50	Rudy York.....	1937
Most RBI in September.....	39	Rudy York.....	1940
		Hank Greenberg.....	1946
Most RBI Prior to the All-Star Break.....	103	Hank Greenberg.....	1935
Most RBI After the All-Star Break.....	110	Hank Greenberg.....	1937
Most Consecutive Games with an RBI.....	12	Mickey Cochrane.....	7/31-8/12/1934
		Rudy York.....	9/11-9/20/1940

# TIGERS RECORD BOOK



Most RBI, Game.....	8	Harry Heilmann.....	7/26/1928 vs. NYY
		Jim Northrup.....	6/24/1968 at CLE
		Jim Northrup.....	7/11/1973 vs. TEX

## SACRIFICES

Most Sacrifice Hits, Career.....	327	Donie Bush.....	1908-21
Most Sacrifice Hits by Righthander, Season.....	43	Germany Schaefer.....	1908
Most Sacrifice Hits by Lefthander, Season.....	36	Bobby Veach.....	1922
Most Sacrifice Hits by Switchhitter, Season.....	52	Donie Bush.....	1909
Most Sacrifice Hits by Rookie, Season.....	52	Donie Bush.....	1909
Most Sacrifice Flies, Career.....	104	Al Kaline.....	1953-74
Most Sacrifice Flies by Righthander, Season.....	13	Lance Parrish.....	1983
		Travis Fryman.....	1994
Most Sacrifice Flies by Lefthander, Season.....	11	Rusty Staub.....	1976, 1978
Most Sacrifice Flies by Switchhitter, Season.....	8	Carlos Guillen.....	2007
		Victor Martinez.....	2013
Most Sacrifice Flies by Rookie, Season.....	8	Lou Whitaker.....	1978

## HIT BY PITCH

Most Hit by Pitch, Career.....	114	Bill Freehan.....	1961-76
Most Hit by Pitch by Righthander, Season.....	24	Bill Freehan.....	1968
Most Hit by Pitch by Lefthander, Season.....	17	Heinie Manush.....	1923
		Prince Fielder.....	2012
Most Hit by Pitch by Switchhitter, Season.....	11	Dmitri Young.....	2003
Most Hit by Pitch by Rookie, Season.....	17	Heinie Manush.....	1923
Most Hit by Pitch, Game.....	3	Bill Freehan.....	8/16/1968 at BOS
		Damion Easley.....	5/31/1999 at BOS
		Damion Easley.....	7/16/2002 vs. BOS

## WALKS

Most Walks, Career.....	1,277	Al Kaline.....	1953-74
Most Walks by Righthander, Season.....	135	Eddie Yost.....	1959
Most Walks by Lefthander, Season.....	124	Norm Cash.....	1961
Most Walks by Switchhitter, Season.....	137	Roy Cullenbine.....	1947
Most Walks by Rookie, Season.....	103	Lu Blue.....	1921
Most Consecutive Walks.....	7	Billy Rogell.....	8/17-8/19/1938
Most Consecutive Games, One-or-More Walks.....	22	Roy Cullenbine.....	7/2-7/22/1947
Most Walks, Nine-Inning Game.....	5	Kid Elberfeld.....	8/1/1902 vs. WAS
		Jo-Jo White.....	4/18/1935 vs. CWS
		Billy Rogell.....	8/18/1938 vs. CWS
Most Intentional Walks, Career.....	165	Miguel Cabrera.....	2008-21
Most Intentional Walks, Season.....	32	Miguel Cabrera.....	2010
Most Intentional Walks, Game.....	3	Jerry Priddy.....	9/22/1951 vs. CLE
		Bill Freehan.....	6/2/1971 at MIN
		Miguel Cabrera.....	8/15/2010 at CWS
		Miguel Cabrera.....	4/25/2015 vs. CLE

## STRIKEOUTS

Most Strikeouts, Career.....	1,338	Miguel Cabrera.....	2008-21
Most Strikeouts by Righthander, Season.....	182	Cecil Fielder.....	1990
Most Strikeouts by Lefthander, Season.....	174	Curtis Granderson.....	2006
Most Strikeouts by Switchhitter, Season.....	160	Jeimer Candelario.....	2018
Most Strikeouts by Rookie, Season.....	170	Austin Jackson.....	2010
Fewest Strikeouts, Season.....	13	George Cutshaw.....	1922
		Charlie Gehringer.....	1936
		Doc Cramer.....	1943
		George Kell.....	1949
		Harvey Kuenn.....	1954
Most Strikeouts, Nine-Inning Game.....	5	Chet Laabs.....	10/2/1938 at CLE
		Danny Bautista.....	5/28/1995 vs. CWS
		Craig Monroe.....	6/14/2007 vs. MIL
		John Hicks.....	4/14/2019 at MIN

## GROUNDING INTO DOUBLE PLAYS

Most Grounding into DP, Career.....	271	Al Kaline.....	1953-74
Most Grounding into DP by Righthander, Season.....	29	Jimmy Bloodworth.....	1943
Most Grounding into DP by Lefthander, Season.....	27	Rusty Staub.....	1977
Most Grounding into DP by Switchhitter, Season.....	23	Victor Martinez.....	2013
Most Grounding into DP by Rookie, Season.....	23	Dick Wakefield.....	1943
		Sam Vico.....	1948
Fewest Grounding into DP, Season.....	0	Dick McAuliffe.....	1968
Most Grounding into DP, Nine-Inning Game.....	4	Goose Goslin.....	4/28/1934 vs. CLE

## SLUGGING PERCENTAGE

Highest Slugging Percentage, Career.....	.616	Hank Greenberg.....	1930-46
Highest Slugging Percentage by Righthander, Season.....	.683	Hank Greenberg.....	1938
Highest Slugging Percentage by Lefthander, Season.....	.662	Norm Cash.....	1961
Highest Slugging Percentage by Switchhitter, Season.....	.565	Victor Martinez.....	2014
Highest Slugging Percentage by Rookie, Season.....	.580	Dale Alexander.....	1929

## ON-BASE PERCENTAGE

Highest On-Base Percentage, Career.....	.434	Ty Cobb.....	1905-26
Highest On-Base Percentage by Righthander, Season.....	.481	Harry Heilmann.....	1923
Highest On-Base Percentage by Lefthander, Season.....	.487	Norm Cash.....	1961
Highest On-Base Percentage by Switchhitter, Season.....	.443	Tony Phillips.....	1993
Highest On-Base Percentage by Rookie, Season.....	.416	Lu Blue.....	1921



# TIGERS RECORD BOOK

## CLUB BATTING

### BATTING AVERAGE

Highest Average, Season	.....316.....	.....1921
Most Players Batting .300 or Over, Season (Min. 400 AB)	.....5.....	.....1921, 1922, 1929, 1934, 2013
Lowest Average, Season	.....231.....	.....1904

### AT-BATS

Most At-Bats, Season	.....5,757.....	.....2007
Fewest At-Bats, Season	.....1,893.....	.....2020
Fewest At-Bats, Nine-Inning Game	.....20.....	.....4/27/1915 vs. STL

### RUNS SCORED

Most Runs, Season	.....958.....	.....1934
Fewest Runs, Season	.....249.....	.....2020
Most Runs, Month	.....223.....	.....8/1937
Most Runs, April	.....169.....	.....1993
Most Runs, May	.....220.....	.....1921
Most Runs, June	.....215.....	.....1935
Most Runs, July	.....214.....	.....1927
Most Runs, August	.....223.....	.....1937
Most Runs, September	.....189.....	.....1923
Most Runs, September/October	.....254.....	.....1923
Most Runs, Game	.....21.....	.....9/15/1901 vs. CLE (8 inn.) 7/17/1908 at PHI 7/25/1920 vs. STL 7/1/1936 at CWS

Most Runs, Extra-Inning Game	.....17.....	.....8/7/2020 at PIT (11 inn.)
Most Runs, Doubleheader	.....36.....	.....8/14/1937; 16-1, 20-7 vs. STL
Most Runs, Shutout Game	.....21.....	.....9/15/1901 vs. CLE (8 inn.)
Most Runs by Tigers in a Loss, Nine-Inning Game	.....15.....	.....9/9/1921 at CWS
Most Runs by Tigers in a Loss, Extra-Inning Game	.....16.....	.....9/14/1998 vs. CWS (12 inn.)
Most Runs by Both Clubs, Game	.....35.....	.....9/9/1921; DET 15 at CWS 20 4/24/1996; DET 11 vs. MIN 24
Most Runs, Inning	.....13.....	.....6/17/1925 at NYY (6th) 8/8/2001 at TEX (9th) 6/17/1925 at NYY (6th)
Most Runs, Start of an Inning, None Out	.....11.....	.....6/17/1925 at NYY (6th)

### HITS

Most Hits, Season	.....1,724.....	.....1921
Fewest Hits, Season	.....463.....	.....2020
Most Players with 200-or-More Hits, Season	.....4.....	.....1937
Most Games Held Hitless, Season	.....2.....	.....1967, 1973
Most Hits, Nine-Inning Game	.....27.....	.....7/17/1908 at PHA 9/29/1928 vs. NYY 5/27/2004 at KC 9/29/1928; DET 27 vs. NYY 17
Most Hits by Both Clubs, Nine-Inning Game	.....44.....	.....9/29/1928; DET 27 vs. NYY 17
Most Hits by Pinch-Hitters, Game	.....4.....	.....4/22/1953 vs. CWS
Most Consecutive Hits, Game	.....10.....	.....9/20/1983 vs. BAL (1st, 1BB)
Fewest Hits, Game	.....0.....	.....14 times (last, 9/29/2013 at MIA)
Most Players with Four-or-More Hits, Nine-Inning Game	.....3.....	.....many times (last, 5/27/2004 at KC)

### EXTRA-BASE HITS

Most Extra-Base Hits, Season	.....579.....	.....2007
Fewest Extra-Base Hits, Season	.....152.....	.....2020

### TOTAL BASES

Most Total Bases, Season	.....2,635.....	.....2007
Fewest Total Bases, Season	.....751.....	.....2020

### SINGLES

Most Singles, Season	.....1,298.....	.....1921
Fewest Singles, Season	.....311.....	.....2020
Most Singles, Game	.....21.....	.....6/13/1934 at BOS 7/1/1936 at CWS

### DOUBLES

Most Doubles, Season	.....352.....	.....2007
Fewest Doubles, Season	.....78.....	.....2020
Most Doubles, Game	.....10.....	.....7/14/1934 vs. NYY 7/10/1935 at WAS

### TRIPLES

Most Triples, Season	.....101.....	.....1913
Fewest Triples, Season	.....12.....	.....2020
Most Triples, Game	.....6.....	.....6/17/1922 vs. NYY

### HOME RUNS

Most Home Runs, Season	.....225.....	.....1987
Fewest Home Runs, Season	.....10.....	.....1906
Most Home Runs, April	.....41.....	.....1996
Most Home Runs, May	.....44.....	.....1962, 1994
Most Home Runs, June	.....48.....	.....1987
Most Home Runs, July	.....45.....	.....1973
Most Home Runs, August	.....49.....	.....1937
Most Home Runs, September	.....45.....	.....1999
Most Home Runs at Home, Season	.....125.....	.....1987
Most Home Runs on the Road, Season	.....122.....	.....2006
Most Lead Off Home Runs, Season	.....8.....	.....2007, 2009, 2016
Most Extra-Inning Home Runs, Season	.....7.....	.....1960, 1966, 1984
Most Inside-the-Park Home Runs, Season	.....17.....	.....1901, 1909
Most Home Runs by Pinch-Hitters, Season	.....8.....	.....1971
Most Home Runs by Pitchers, Season	.....8.....	.....1957
Most Players with 40 or More Home Runs, Season	.....2.....	.....1961



Most Home Runs, Game .....	8	twice (last, 6/18/2006 at CHC)
Most Home Runs by Both Clubs, Game.....	12	twice (last, 7/2/2002; DET 6 at CWS 6)
Most Home Runs, Start of Game.....	2	8/5/1986 vs. CLE 6/3/2002 vs. BOS 9/28/2004 vs. CWS 5/25-6/19/1994
Most Consecutive Games with a Home Run .....	25	4/5-4/6/2006
Most Home Runs, Two Consecutive Games .....	12	4/3-4/6/2006
Most Home Runs, Three Consecutive Games.....	15	6/23/1950 vs. NYY (4th) 7/29/1974 at CLE (1st) 9/10/1986 vs. MIL (4th) 6/1/2013 at BAL (4th) 8/8/2020 at PIT (1st)
Most Home Runs by Both Clubs, Inning.....	5	6/23/1950; DET 4 vs. NYY 1
Most Consecutive Home Runs, Inning.....	3	15 times (last, 8/8/2002 at PIT, 1st)

## GRAND SLAMS

Most Grand Slams, Season .....	10	1938
Most Grand Slams, Game.....	2	6/11/1954 at PHI 6/24/1968 at CLE 5/15/2009 vs. OAK
Most Grand Slams, Inning.....	1	Many times

## RUNS BATTED IN (since 1920)

Most RBI, Season.....	873	1937
Fewest RBI, Season.....	242	2020

## SACRIFICES

Most Sacrifice Hits, Season .....	257	1923
Fewest Sacrifice Hits, Season.....	1	2020
Most Sacrifice Hits, Game .....	7	8/24/1909 vs. PHA 9/17/1909 at PHA 7/7/1921 at CWS 6/8/1922 vs. PHI 7/29/1922 vs. PHI 9/25/1925 at BOS
Most Sacrifice Hits, Inning .....	3	7/12/1970 vs. BAL (2nd)
Most Sacrifice Flies, Season (since 1954).....	61	2014
Fewest Sacrifice Flies, Season (since 1954) .....	14	2020
Most Sacrifice Flies, Game.....	4	6/10/1985 vs. BAL

## HIT BY PITCH

Most Hit by Pitch, Season .....	82	1999
Fewest Hit by Pitch, Season .....	9	1945
Most Hit by Pitch, Game (since 1954).....	5	8/11/1965 vs. KC

## WALKS

Most Walks, Season.....	765	1993
Fewest Walks, Season.....	147	2020
Most Intentional Walks, Season (since 1954) .....	70	1971
Fewest Intentional Walks, Season (since 1954) .....	1	2020
Most Walks, Nine-Inning Game.....	18	5/9/1916 at PHI
Most Intentional Walks, Nine-Inning Game (since 1954) .....	4	six times, last, 8/15/2010 at CWS

## STRIKEOUTS

Most Strikeouts, Season .....	1,595	2019
Fewest Strikeouts, Season.....	287	1902
Most Strikeouts, Nine-Inning Game .....	20	9/18/1996 vs. BOS 5/11/2016 at WSH 4/28/2019 at CWS
Most Strikeouts, Extra-Inning Game.....	24	8/17/2019 at TB (13 inn.)
Most Strikeouts, Inning .....	4	5/14/1994 at CLE (9th) 7/21/1997 vs. CWS (7th) 8/15/1999 vs. ANA (1st) 8/25/2011 at TB (3rd) 4/23/2017 at MIN (6th) 9/8/1979 vs. NYY
Most Strikeouts by Pinch-Hitters, Nine-Inning Game.....	5	

## GROUNDING INTO DOUBLE PLAYS

Most Grounding into DP, Season.....	164	1949
Fewest Grounding into DP, Season.....	42	2020

## SLUGGING PERCENTAGE

Highest Slugging Percentage, Season.....	458	2007
Lowest Slugging Percentage, Season.....	292	1904

## ON-BASE PERCENTAGE

Highest On-Base Percentage, Season.....	385	1921
Lowest On-Base Percentage, Season.....	282	1904

## INDIVIDUAL BASERUNNING

### STOLEN BASES

Most Stolen Bases, Career .....	865	Ty Cobb.....	1905-26
Most Stolen Bases, Season .....	96	Ty Cobb.....	1915
Most Stolen Bases by Rookie, Season.....	53	Donie Bush.....	1909
Most Consecutive Stolen Bases, No Caught Stealing.....	27	Ron LeFlore.....	1978
Most Stolen Bases, Game .....	5	Johnny Neun.....	7/29/1927 vs. NYY

### STEALS OF HOME

Most Times Stole Home, Career.....	50	Ty Cobb.....	1905-26
Most Times Stole Home, Season.....	8	Ty Cobb.....	1912

### CAUGHT STEALING

Most Caught Stealing, Season .....	38	Ty Cobb.....	1915
Most Caught Stealing by Rookie, Season.....	17	Lu Blue.....	1921



# TIGERS RECORD BOOK

## CLUB BASERUNNING

### STOLEN BASES

Most Stolen Bases, Season .....	280 .....	1909
Fewest Stolen Bases, Season .....	17 .....	1972
Most Players with 20-or-More Stolen Bases, Season .....	6 .....	1906, 1910, 1911, 1914

### CAUGHT STEALING

Most Caught Stealing, Season .....	154 .....	1914
Fewest Caught Stealing, Season .....	6 .....	2020
Most Caught Stealing, Inning .....	3 .....	8/3/1914 vs. NYY (2nd)

### LEFT ON BASE

Most Left On Base, Season .....	1,312 .....	1993
Fewest Left On Base, Season .....	337 .....	2020

## INDIVIDUAL PITCHING

### GAMES WON

Most Games Won, Career .....	222 .....	Hooks Dauss .....	1912-26
Most Games Won by Righthander, Season .....	31 .....	Denny McLain .....	1968
Most Games Won by Lefthander, Season .....	29 .....	Hal Newhouser .....	1944
Most Games Won as Relief Pitcher, Season .....	17 .....	John Hiller .....	1974
Most Games Won by Rookie, Season .....	24 .....	Ed Summers .....	1908
Most Games Won by Rookie in Relief, Season .....	11 .....	Mike Henneman .....	1987
Most Years Winning 20-or-More Games .....	5 .....	George Mullin .....	1902-13
Most Consecutive Games Won, Season .....	16 .....	Schoolboy Rowe .....	6/15-8/26/1934
Most Consecutive Starts Won, Season .....	12 .....	Justin Verlander .....	7/21-9/18/2011
Most Consecutive Home Wins, Start of Season .....	9 .....	Brian Moehler .....	4/19-7/16/1998

### GAMES LOST

Most Games Lost, Career .....	182 .....	Hooks Dauss .....	1912-26
Most Games Lost by Righthander, Season .....	23 .....	George Mullin .....	1904
Most Games Lost by Lefthander, Season .....	21 .....	Mickey Lolich .....	1974
.....	.....	Mike Maroth .....	2003
Most Games Lost as Reliever, Season .....	14 .....	John Hiller .....	1974
Most Games Lost by Rookie, Season .....	19 .....	Jeremy Bonderman .....	2003
Most Games Lost by Rookie Reliever, Season .....	8 .....	Jim Middleton .....	1921
Most Consecutive Games Lost, Season .....	13 .....	Spencer Turnbull .....	6/5-9/29/2019

### WINNING PERCENTAGE

Highest Winning Percentage, Career (min. 100 decisions) .....	701 .....	Max Scherzer (82-35) .....	2010-14
Highest Winning Percentage by Righthander, Season .....	875 .....	Max Scherzer (21-3) .....	2013
Highest Winning Percentage by Lefthander, Season .....	763 .....	Hal Newhouser (29-9) .....	1944
Highest Winning Percentage by Rookie, Season .....	733 .....	George Gill (11-4) .....	1937
.....	.....	Eric King (11-4) .....	1986

### EARNED RUN AVERAGE

Lowest ERA by Righthander, Season .....	1.64 .....	Ed Summers .....	1908
Lowest ERA by Lefthander, Season .....	1.71 .....	Ed Killian .....	1909
Lowest ERA by Rookie, Season .....	1.64 .....	Ed Summers .....	1908

### GAMES PITCHED

Most Games Pitched, Career .....	545 .....	John Hiller .....	1965-70, 1972-80
Most Seasons as a Tigers Pitcher .....	16 .....	Tommy Bridges .....	1930-43, 1945-46
Most Games Pitched by Righthander, Season .....	75 .....	Jose Valverde .....	2011
Most Games Pitched by Lefthander, Season .....	88 .....	Mike Myers .....	1997
.....	.....	Sean Runyan .....	1998
Most Games Pitched by Rookie, Season .....	88 .....	Sean Runyan .....	1998

### GAMES STARTED

Most Games Started, Career .....	459 .....	Mickey Lolich .....	1963-75
Most Games Started by Righthander, Season .....	44 .....	George Mullin .....	1904
Most Games Started by Lefthander, Season .....	45 .....	Mickey Lolich .....	1971
Most Games Started by Rookie, Season .....	37 .....	Herm Pillette .....	1922
Most Games Started, None Complete, Season .....	34 .....	Mike Maroth .....	2005
.....	.....	Jeremy Bonderman .....	2006
.....	.....	Justin Verlander .....	2013
Most Consecutive Games Started, No Victories .....	17 .....	Adam Bernero .....	6/15/2002-5/25/2003

### COMPLETE GAMES

Most Complete Games, Career .....	336 .....	George Mullin .....	1902-13
Most Complete Games by Righthander, Season .....	42 .....	George Mullin .....	1904
Most Complete Games by Lefthander, Season .....	33 .....	Ed Killian .....	1905
Most Complete Games by Rookie, Season .....	35 .....	Roscoe Miller .....	1901

### SHUTOUTS

Most Shutouts, Career .....	39 .....	Mickey Lolich .....	1963-75
Most Shutouts Losses, Career .....	36 .....	Mickey Lolich .....	1963-75
Most Shutouts by Righthander, Season .....	9 .....	Denny McLain .....	1969
Most Shutouts by Lefthander, Season .....	8 .....	Ed Killian .....	1905
.....	.....	Hal Newhouser .....	1945
Most Shutouts by Rookie, Season .....	5 .....	Ed Summers .....	1908
Most Shutout Losses, Season .....	7 .....	Wild Bill Donovan .....	1903
.....	.....	Mickey Lolich .....	1975
Longest Shutout .....	18 inn. ....	Ed Summers .....	7/16/1909 vs. WAS (0-0 tie)

### SAVES (since 1969)

Most Saves, Career .....	235 .....	Todd Jones .....	1997-2001, 2006-08
Most Saves by Righthander, Season .....	49 .....	Jose Valverde .....	2011
Most Saves by Lefthander, Season .....	38 .....	John Hiller .....	1973
Most Saves by Rookie, Season .....	14 .....	Chuck Seelbach .....	1972
Most Saves, Consecutive, Season .....	49 .....	Jose Valverde .....	4/3-9/28/2011



# TIGERS RECORD BOOK



Most Consecutive Appearances with a Save.....	10	John Hiller.....	6/26-7/10/1973
		Todd Jones.....	5/10-5/27/2006
		Jose Valverde.....	7/24-8/13/2011

## INNINGS PITCHED

Most Innings Pitched, Career.....	3,394.0	George Mullin.....	1902-13
Most Innings Pitched by Righthander, Season.....	382.1	George Mullin.....	1904
Most Innings Pitched by Lefthander, Season.....	376.0	Mickey Lolich.....	1971
Most Innings Pitched by Rookie, Season.....	332.0	Roscoe Miller.....	1901

## HITS ALLOWED

Most Hits Allowed, Career.....	3,407	Hooks Daus.....	1912-26
Most Hits Allowed by Righthander, Season.....	346	George Mullin.....	1907
Most Hits Allowed by Lefthander, Season.....	336	Mickey Lolich.....	1971
Most Hits Allowed by Rookie, Season.....	339	Roscoe Miller.....	1901
Most Hits Allowed, Game.....	26	Aloysius Travers.....	5/18/1912 at PHI

## RUNS ALLOWED

Most Runs Allowed, Career.....	1,594	Hooks Daus.....	1912-26
Most Runs Allowed by Righthander, Season.....	168	Roscoe Miller.....	1901
Most Runs Allowed by Lefthander, Season.....	166	Ed Stever.....	1901
Most Runs Allowed by Rookie, Season.....	168	Roscoe Miller.....	1901
Most Runs Allowed, Game.....	24	Aloysius Travers.....	5/18/1912 at PHI
Most Runs Allowed, Inning.....	11	Vic Sorrell.....	7/26/1928 vs. NYY (12th)

## EARNED RUNS ALLOWED

Most Earned Runs Allowed, Career.....	1,289	Mickey Lolich.....	1963-75
Most Earned Runs Allowed by Righthander, Season.....	137	Joe Coleman.....	1974
Most Earned Runs Allowed by Lefthander, Season.....	142	Mickey Lolich.....	1974
Most Earned Runs Allowed by Rookie, Season.....	109	Roscoe Miller.....	1901

## SINGLES ALLOWED

Most Singles Allowed, Game.....	18	Ed Lafitte.....	5/22/1911 vs. WSH
Most Singles Allowed, Inning.....	10	Elden Auker.....	9/29/1935 at CWS (2nd)

## DOUBLES ALLOWED

Most Doubles Allowed, Game.....	9	Bill Donovan.....	9/30/1907 at PHI
---------------------------------	---	-------------------	------------------

## TRIPLES ALLOWED

Most Triples Allowed, Game.....	6	Aloysius Travers.....	5/18/1912 at PHI
Most Triples Allowed, Inning.....	4	Firpo Marberry.....	5/6/1934 at BOS (4th)

## HOME RUNS ALLOWED

Most Home Runs Allowed, Career.....	329	Mickey Lolich.....	1963-75
Most Home Runs Allowed by Righthander, Season.....	42	Denny McLain.....	1966
Most Home Runs Allowed by Lefthander, Season.....	39	Matthew Boyd.....	2019
Most Home Runs Allowed by Rookie, Season.....	35	Tarik Skubal.....	2021
Most Home Runs Allowed, Game.....	5	Don Mossi.....	6/23/1961 at CLE
		Jeff Weaver.....	7/24/1999 vs. BOS
		Nate Robertson.....	8/20/2008 at TEX
		Shane Greene.....	5/30/2015 at LAA
		Anibal Sanchez.....	8/6/2017 at BAL
		Jack Morris.....	8/7/1984 at BOS
		Daniel Schlereth.....	6/28/2011 vs. NYM
Most Grand Slams Allowed, Game.....	2	Justin Verlander.....	6/16/2016 vs. CLE (5th)

## HIT BATSMEN

Most Hit Batsmen, Career.....	121	Hooks Daus.....	1912-26
Most Hit Batsmen by Righthander, Season.....	23	Howard Ehmke.....	1922
Most Hit Batsmen by Lefthander, Season.....	20	Harry Coveleski.....	1915
Most Hit Batsmen by Rookie, Season.....	20	Ed Summers.....	1908
Most Hit Batsmen, Game.....	4	Earl Whitehill.....	4/16/1924 vs. CLE
		Frank Lary.....	7/21/1960 vs. WAS
Most Hit Batsmen, Inning.....	2	Many pitchers.....	(last, Buck Farmer, 6/13/2021 vs. CWS, 6th)

## WALKS

Most Walks, Career.....	1,227	Hal Newhouser.....	1939-53
Most Walks by Righthander, Season.....	158	Joe Coleman.....	1974
Most Walks by Lefthander, Season.....	137	Hal Newhouser.....	1941
Most Walks by Rookie, Season.....	108	Tommy Bridges.....	1931
		Rufe Gentry.....	1944
Most Intentional Walks, Season (since 1955).....	19	John Hiller.....	1974

## STRIKEOUTS

Most Strikeouts, Career.....	2,679	Mickey Lolich.....	1963-75
Most Strikeouts by Righthander, Season.....	280	Denny McLain.....	1968
Most Strikeouts by Lefthander, Season.....	308	Mickey Lolich.....	1971
Most Strikeouts by Rookie Righthander, Season.....	146	Spencer Turnbull.....	2019
Most Strikeouts by Rookie Lefthander, Season.....	164	Tarik Skubal.....	2021
Most Strikeouts, Nine-Inning Game.....	17	Anibal Sanchez.....	4/26/2013 vs. ATL
Most Strikeouts by Reliever, Game.....	14	Denny McLain.....	6/15/1965 vs. BOS
Most Strikeouts, Inning.....	3	Many pitchers ...	(last, Tyler Alexander, 10/3/2021 at CWS, 6th)
Most Consecutive Strikeouts, Game.....	9	Doug Fister.....	9/27/2012 vs. KC
		Tyler Alexander.....	8/2/2020 vs. CIN (Gm. 1)
		Tyler Alexander.....	8/2/2020 vs. CIN (Gm. 1)
Most Consecutive Strikeouts by Reliever, Game.....	9	John Hiller.....	8/6/1968 vs. CLE
Most Consecutive Strikeouts from Start of Game.....	6	Justin Verlander.....	2005-17
Most Strikeouts Per Nine Innings, Career (min. 1,500 IP).....	8.51		

## WILD PITCHES

Most Wild Pitches, Career.....	155	Jack Morris.....	1977-90
Most Wild Pitches by Righthander, Season.....	24	Jack Morris.....	1987
Most Wild Pitches by Lefthander, Season.....	14	Mickey Lolich.....	1969, 1970
Most Wild Pitches by Rookie, Season.....	13	George Mullin.....	1902
Most Wild Pitches, Game.....	5	Charles Wheatley.....	9/27/1912 at CLE
		Jack Morris.....	8/3/1987 vs. KC



# TIGERS RECORD BOOK

## BALKS

Most Balks, Career.....	23	Jack Morris.....	1977-90
Most Balks, Season.....	11	Jack Morris.....	1988
Most Balks, Game.....	3	Many pitchers... (last, Don Heinkel, 5/3/1988 vs. OAK)	
Most Balks, Inning.....	3	Don Heinkel.....	5/3/1988 vs. OAK (6th)

## CLUB PITCHING

### EARNED RUN AVERAGE

Lowest ERA, Season.....	2.26.....	1909
Highest ERA, Season.....	6.38.....	1996

### COMPLETE GAMES

Most Complete Games, Season.....	143.....	1904
Fewest Complete Games, Season.....	0.....	2018, 2019, 2020

### SHUTOUTS

Most Shutouts, Season.....	20.....	1917, 1944, 1969
Fewest Shutouts, Season.....	1.....	1994, 2020
Most Consecutive Shutouts, Season.....	3.....	7/26-7/29/1910, 7/30-7/31/1949
Most Consecutive Shutout Innings, Season.....	30.....	1910, 1917

### SAVES (since 1969)

Most Saves, Season.....	52.....	2011
Fewest Saves, Season.....	11.....	2020

### INNINGS PITCHED

Most Innings Pitched, Season.....	1489.2.....	1968
Fewest Innings Pitched, Season.....	492.1.....	2020
Most Pitchers with 300-or-More Innings, Season.....	2.....	1903, 1904, 1905, 1907, 1914, 1915, 1944

### HITS ALLOWED

Most Hits Allowed, Season.....	1,699.....	1996
Fewest Hits Allowed, Season.....	511.....	2020
Most Hits Allowed, Nine-Inning Game.....	27.....	6/18/1953 at BOS
Most Hits Allowed, Inning.....	14.....	6/18/1953 at BOS (7th)
Most No-Hit Games, Season.....	2.....	1952

### RUNS ALLOWED

Most Runs Allowed, Season.....	1,103.....	1996
Fewest Runs Allowed, Season.....	308.....	2020
Most Runs Allowed, Game.....	26.....	9/9/2004 vs. KC
Most Runs Allowed, Extra-Inning Game.....	17.....	9/14/1998 vs. CWS (12 inn.)
Most Runs Allowed, Inning.....	17.....	6/18/1953 at BOS (7th)

### EARNED RUNS ALLOWED

Most Earned Runs Allowed, Season.....	1,015.....	1996
Fewest Earned Runs Allowed, Season.....	308.....	2020
Most Earned Runs Allowed, Game.....	24.....	9/9/2004 vs. KC
Most Earned Runs Allowed, Extra-Inning Game.....	15.....	three times (last, 5/8/2004 at TEX, 10 inn.)
Most Earned Runs Allowed, Inning.....	17.....	6/18/1953 at BOS (7th)

### SINGLES, DOUBLES, TRIPLES ALLOWED

Most Singles Allowed, Nine-Inning Game.....	24.....	6/18/1953 at BOS
Most Doubles Allowed, Nine-Inning Game.....	12.....	7/29/1990 vs. BOS
Most Triples Allowed, Nine-Inning Game.....	6.....	5/18/1912 at PHI

### HOME RUNS ALLOWED

Most Home Runs Allowed, Season.....	250.....	2019
Fewest Home Runs Allowed, Season.....	8.....	1907
Most Home Runs Allowed at Home, Season (since 1954).....	145.....	2019
Fewest Home Runs Allowed at Home, Season (since 1954).....	38.....	2020
Most Home Runs Allowed on the Road, Season (since 1954).....	126.....	2021
Fewest Home Runs Allowed on the Road, Season (since 1954).....	34.....	1972
Most Grand Slams Allowed, Season.....	14.....	1996
Most Home Runs Allowed, Game.....	8.....	9/4/2013 at BOS
Most Home Runs Allowed, Extra-Inning Game.....	6.....	6/23/1946 vs. NYY (11 inn.)
Most Home Runs Allowed, Inning.....	4.....	twice (last, 6/26/2016 vs. CLE, 5th)
Most Home Runs Allowed with Two Outs, Inning.....	4.....	7/18/1998 vs. BOS (4th)

### HIT BATSMEN

Most Hit Batsmen, Season.....	84.....	1922
Fewest Hit Batsmen, Season.....	11.....	1946

### WALKS

Most Walks, Season.....	784.....	1996
Fewest Walks, Season.....	192.....	2020
Most Walks, Extra-Inning Game.....	18.....	9/17/1920 vs. BOS (12 inn.)
Most Intentional Walks, Game.....	5.....	five times (last, 8/10/2014 at TOR, 19 inn.)

### STRIKEOUTS

Most Strikeouts, Season.....	1,428.....	2013
Fewest Strikeouts, Season.....	245.....	1902

### WILD PITCHES

Most Wild Pitches, Season.....	82.....	1996
Fewest Wild Pitches, Season.....	13.....	1924
Most Wild Pitches, Game.....	5.....	8/3/1987 vs. KC (10 inn.)
		5/1/1970 at CWS
		9/27/1912 at CLE

### BALKS

Most Balks, Season.....	27.....	1988
Fewest Balks, Season.....	0.....	10 times (last, 2020)

### SACRIFICE FLIES

Most Sacrifice Flies Allowed, Season (since 1954).....	72.....	1996
Fewest Sacrifice Flies Allowed, Season (since 1954).....	15.....	2020



**CLUB FIELDING**

**FIELDING PERCENTAGE**

Highest Fielding Percentage, Season.....	987.....	2013, 2016
Lowest Fielding Percentage, Season.....	930.....	1901

**PUTOUTS**

Most Putouts, Season.....	4,463.....	1968
Fewest Putouts, Season.....	1,477.....	2020

**ASSISTS**

Most Assists, Season.....	2,285.....	1912
Fewest Assists, Season.....	502.....	2020
Most Assists, Extra-Inning Game.....	38.....	7/21/1945 at PHI (24 inn.)

**TOTAL CHANCES**

Most Chances, Season.....	6,780.....	1914
Fewest Chances, Season.....	2,008.....	2020

**ERRORS**

Most Errors, Season.....	410.....	1901
Fewest Errors, Season.....	29.....	2020
Most Errorless Games, Season.....	103.....	2009, 2013, 2016
Most Consecutive Errorless Games, Season.....	12.....	1963
Most Errors, Nine-Inning Game.....	12.....	5/1/1901 at CWS 5/6/1903 at CWS

**PASSED BALLS**

Most Passed Balls, Season.....	30.....	2001
Fewest Passed Balls, Season.....	3.....	1995

**DOUBLE PLAYS**

Most Double Plays, Season.....	194.....	1950, 2003
Fewest Double Plays, Season.....	46.....	2020

**TRIPLE PLAYS**

Most Triple Plays, Season.....	3.....	1911
--------------------------------	--------	------

**PITCHER PICK-OFFS (since 1974)**

Most Pitcher Pick-offs, Season.....	25.....	1991
Fewest Pitcher Pick-offs, Season.....	2.....	2020, 2021

**CATCHER PICK-OFFS (since 1974)**

Most Catcher Pick-offs, Season.....	7.....	2005
Fewest Catcher Pick-offs, Season.....	0.....	14 times (last, 2020)

**CLUB MISCELLANEOUS**

**GAMES PLAYED**

Most Games Played, Season.....	164.....	1968
Fewest Games Played, Season.....	58.....	2020
Most One-Run Games Played, Season.....	65.....	1971

**LENGTH OF GAMES**

Longest Game, Innings.....	24.....	7/21/1945 at PHI (1-1 tie)
Longest Nine-Inning Game, Time.....	4:20.....	4/5/1997 at CWS
Longest Extra-Inning Game, Time.....	7:00.....	6/24/1962 vs. NYY (22 inn.)
Longest Nine-Inning Night Game, Time.....	4:12.....	9/15/1993 vs. TOR
Longest Doubleheader, 18 Innings.....	7:00.....	4/25/2018 at PIT
Longest Doubleheader, More than 18 Innings.....	9:05.....	6/17/1967 vs. KC (28 inn.)

**GAMES WON**

Most Games Won, Season.....	104.....	1984
Fewest Games Won, Season.....	23.....	2020
Most Games Won at Home, Season.....	57.....	1909
Fewest Games Won at Home, Season.....	12.....	2020
Most Games Won on Road, Season.....	51.....	1961, 1984
Fewest Games Won on Road, Season.....	11.....	2020
Most Games Won, One Month.....	23.....	7/1908, 8/1915, 8/1934, 8/1935
Most Consecutive Games Won, Season.....	14.....	1909 (8/19-9/2), 1934 (7/31-8/14)
Most Consecutive Games Won, Start of Season.....	9.....	1984 (4/3-4/18)
Most Consecutive Home Games Won, Season.....	17.....	1909 (8/19-9/7)
Most Consecutive Road Games Won, Season.....	17.....	1984 (4/3-5/24)
Most Consecutive Road Games Won, Two Seasons.....	21.....	1983-84 (9/18-5/24)
Most One-Run Games Won, Season.....	35.....	1968
Most 1-0 Games Won, Season.....	9.....	1908

**GAMES LOST**

Most Games Lost, Season.....	119.....	2003
Fewest Games Lost, Season.....	35.....	2020
Most Games Lost at Home, Season.....	59.....	2019
Fewest Games Lost at Home, Season.....	15.....	2020
Most Games Lost on Road, Season.....	61.....	2003
Fewest Games Lost on Road, Season.....	20.....	2020
Most Games Lost, One Month.....	24.....	6/1975
Most Consecutive Games Lost, Season.....	19.....	1975 (7/29-8/15)
Most Consecutive Games Lost, Start of Season.....	13.....	1920 (4/14-5/2)
Most Consecutive Home Games Lost, Season.....	17.....	1996 (8/31-9/29)
Most Consecutive Road Games Lost, Season.....	13.....	1902 (6/2-7/15)
Most Shutout Losses, Season.....	22.....	1904
Most One-Run Games Lost, Season.....	35.....	1952
Most 1-0 Games Lost, Season.....	7.....	1903, 1943

**WINNING PERCENTAGE**

Highest Winning Percentage, Season.....	.656.....	1934 (101-53)
Lowest Winning Percentage, Season.....	.265.....	2003 (43-119)



# TIGERS RECORD BOOK

Highest Winning Percentage at Home, Season	.....750.....	1909 (57-19)
Lowest Winning Percentage at Home, Season	.....272.....	2019 (22-59)
Highest Winning Percentage on Road, Season	.....638.....	1984 (51-29)
Lowest Winning Percentage on Road, Season	.....234.....	1952 (18-59)
Highest Winning Percentage, One Month	.....900.....	4/1984 (18-2)

## PLAYERS USED

Most Players Used, Season	.....57.....	2002
Fewest Players Used, Season	.....24.....	1906, 1907
Most Pitchers Used, Extra-Inning Game	.....10.....	9/14/1998 vs. CWS (12 inn.) 9/8/2015 vs. TB (13 inn.)
Most Pitchers Used, Both Clubs, Extra-Inning Game	.....18.....	9/14/1998 vs. CWS (12 inn.) 9/14/2019 vs. BAL (12 inn.)
Most Pinch-Hitters Used, Inning	.....6.....	9/5/1971 at NYY (7th)

## INDIVIDUAL BATTING AT COMERICA PARK

### BATTING AVERAGE

Highest Average, Career (min. 1,000 at-bats)	.....326.....	Magglio Ordoñez	2000-11
Highest Average, Season (min. 100 at-bats)	.....389.....	Magglio Ordoñez	2007
Highest Average, Rookie (min. 100 at-bats)	.....310.....	Austin Jackson	2010

### GAMES PLAYED

Most Games Played, Career	.....944.....	Miguel Cabrera	2004-21
Most Games Played, Season	.....81.....	Miguel Cabrera	2011
		Prince Fielder	2013
		Prince Fielder	2013
		Ian Kinsler	2014
		J.D. Martinez	2015
Most Games Played, Rookie	.....77.....	Nicholas Castellanos	2014

### AT-BATS

Most At-Bats, Career	.....3,409.....	Miguel Cabrera	2004-21
Most At-Bats, Season	.....328.....	Ian Kinsler	2014
Most At-Bats by Rookie, Season	.....297.....	Austin Jackson	2010
Most At-Bats, Game	.....8 (six times).....	last, Ian Kinsler	5/16/2017 vs. BAL (13 inn.)

### RUNS SCORED

Most Runs, Career	.....552.....	Miguel Cabrera	2004-21
Most Runs, Season	.....66.....	Miguel Cabrera	2012
Most Runs by Rookie, Season	.....52.....	Austin Jackson	2010
Most Runs, Nine-Inning Game	.....6.....	Joe Randa (KC)	9/9/2004 vs. KC
Most Consecutive Games with a Run Scored	.....13.....	Ian Kinsler	4/24-5/22/2016

### HITS

Most Hits, Career	.....1,099.....	Miguel Cabrera	2004-21
Most Hits, Season	.....110.....	Magglio Ordoñez	2007
Most Hits by Rookie, Season	.....92.....	Austin Jackson	2010
Most Hits, Nine-Inning Game	.....6.....	Joe Randa (KC)	9/9/2004 vs. KC
		Alex Rios (CWS)	7/9/2013 vs. CWS
Longest Hitting Streak, Season	.....21.....	Edgar Renteria	6/11-8/15/2008
Most Consecutive Games with Multiple Hits	.....7.....	Neil Walker (PIT-NYM)	5/27/2013-8/6/2016

### EXTRA-BASE HITS

Most Extra-Base Hits, Career	.....412.....	Miguel Cabrera	2004-21
Most Extra-Base Hits, Season	.....50.....	Miguel Cabrera	2012
Most Extra-Base Hits by Rookie, Season	.....26.....	Brennan Boesch	2010
Most Extra-Base Hits, Game	.....5.....	Jose Ramirez (CLE)	9/3/2017 vs. CLE
Most Consecutive Games with an Extra-Base Hit	.....9.....	Brian Daubach (BOS)	9/16/2000-6/5/2002
		Jose Ramirez (CLE)	5/3/2017-5/15/2018

### TOTAL BASES

Most Total Bases, Career	.....1,884.....	Miguel Cabrera	2004-21
Most Total Bases, Season	.....204.....	Miguel Cabrera	2012
Most Total Bases by Rookie, Season	.....118.....	Austin Jackson	2010
Most Total Bases, Game	.....15.....	Kendrys Morales (KC)	9/20/2015 vs. KC

### SINGLES

Most Singles, Career	.....687.....	Miguel Cabrera	2004-21
Most Singles, Season	.....77.....	Placido Polanco	2007
Most Singles by Rookie, Season	.....70.....	Austin Jackson	2010

### DOUBLES

Most Doubles, Career	.....223.....	Miguel Cabrera	2004-21
Most Doubles, Season	.....31.....	Nicholas Castellanos	2018
Most Doubles by Rookie, Season	.....18.....	Austin Jackson	2010
Most Doubles, Game	.....3 (18 times).....	last, Adam Jones (BAL)	4/19/2018 vs. BAL
Most Consecutive Games with a Double	.....7.....	Brian Daubach (BOS)	9/17/2000-6/5/2002

### TRIPLES

Most Triples, Career	.....30.....	Curtis Granderson	2004-19
Most Triples, Season	.....10.....	Curtis Granderson	2007
Most Triples by Rookie, Season	.....6.....	Akil Baddoo	2021
Most Triples, Game	.....2 (19 times).....	last, Brandon Marsh (LAA)	8/19/2021 vs. LAA
Most Consecutive Games with a Triple	.....3.....	Ray Durham (CWS-OAK)	7/14-8/24/2002
		Michael Cuddyer (MIN)	7/24-9/13/2005
		Whit Merrifield (KC)	9/22/2018-4/4/2019

### HOME RUNS

Most Home Runs, Career	.....184.....	Miguel Cabrera	2004-21
Most Home Runs, Season	.....28.....	Miguel Cabrera	2012
Most Home Runs by Rookie, Season	.....8.....	Niko Goodrum	2018
		Eric Haase	2021
Most Home Runs, Game	.....3.....	Dmitri Young	4/4/2005 vs. KC
		Miguel Cabrera	5/28/2010 vs. OAK
		Kendrys Morales (KC)	9/20/2015 vs. KC
		Kyle Seager (SEA)	8/13/2019 vs. SEA

# TIGERS RECORD BOOK



Most Consecutive Games with a Home Run	4	Jim Thome (CLE).....	5/28-7/27/2001
		Alex Rodriguez (TEX-NYY).....	8/18/2003-7/15/2004
		Craig Monroe.....	9/6-9/9/2004
		Jermaine Bye (CWS).....	7/25/2008-4/13/2009
		Delmon Young.....	7/5-7/8/2012
		Miguel Cabrera.....	9/4-9/19/2012
		Adam Dunn (CWS).....	4/22-7/30/2014
		Jorge Soler (KC).....	8/9/2019-7/27/2020
		Edwin Encarnacion (CLE-NYY-CWS).....	7/29/2018-8/11/2020

## GRAND SLAMS

Most Grand Slams, Career	4	Brandon Inge.....	2001-11
		Marcus Thames.....	2004-09
Most Grand Slams, Season	2	Brandon Inge.....	2004
		Carlos Peña.....	2004
		Marcus Thames.....	2007
Most Grand Slams, Month	2	Brandon Inge.....	4/2004

## RUNS BATTED IN

Most RBI, Career	663	Miguel Cabrera.....	2004-21
Most RBI, Season	75	Miguel Cabrera.....	2012
Most RBI by Rookie, Season	40	Brennan Boesch.....	2010
Most RBI, Game	7	Bobby Higginson.....	6/13/2000 vs. TOR
		Mike Sweeney (KC).....	7/22/2004 vs. KC
		Jack Cust (OAK).....	8/10/2007 vs. OAK
		Brandon Moss (CLE).....	4/24/2015 vs. CLE
		Avisail Garcia (CWS).....	9/14/2017 vs. CWS
		Luis Alicaia (TEX-KC).....	5/29/2000-7/4/2001
Most Consecutive Games with an RBI	8		

## WALKS

Most Walks, Career	442	Miguel Cabrera.....	2004-21
Most Walks, Season	52	Miguel Cabrera.....	2010
Most Walks by Rookie, Season	26	Brennan Boesch, Austin Jackson.....	2010
Most Walks, Game	5	Kevin Youkilis (BOS).....	5/15/2010
Most Consecutive Games, One-or-More Walk	9	Logan Morrison (SEA-TB-MIN) ..	7/23/2015-6/12/2018

## STRIKEOUTS

Most Strikeouts, Career	605	Miguel Cabrera.....	2004-21
Most Strikeouts, Season	81	J.D. Martinez.....	2015
		Niko Goodrum.....	2019
Most Strikeouts by Rookie, Season	72	Austin Jackson.....	2010
Most Strikeouts, Game	5	Mark Teixeira (TEX).....	8/18/2003 vs. TEX
		Craig Monroe.....	6/14/2007 vs. MIL
		Aaron Judge (NYY).....	6/4/2018 vs. NYY (Gm. 2)
Most Consecutive Games, One-or-More Strikeout	26	Carlos Peña (DET-TB).....	8/21/2005-8/28/2009

## CLUB BATTING AT COMERICA PARK

### RUNS

Most Runs, Nine-Inning Game by Both Clubs	31	9/9/2004 vs. KC (KC 26, DET 5)
Most Runs, Nine-Inning Game by One Club	26	9/9/2004 vs. KC (KC)
Most Runs, Nine-Inning Game by Tigers	19	4/23/2008 vs. TEX
		5/24/2008 vs. MIN
		4/25/2017 vs. SEA
Fewest Runs, Nine-Inning Game by Both Clubs	1 (21 times)	last, 9/14/2021 (DET 1, MIL 0)

### HITS

Most Hits, Nine-Inning Game by Both Clubs	40	4/25/2017 vs. SEA (DET 24, SEA 16)
Most Hits, Nine-Inning Game by One Club	26	9/9/2004 vs. KC (KC)
Most Hits, Nine-Inning Game by Tigers	24	9/4/2011 vs. CWS
		4/25/2017 vs. SEA
Most Hits, Extra-Inning Game by Both Clubs	38	5/16/2017 vs. BAL, 13 inn. (BAL 20, DET 18)
Most Hits, Extra-Inning Game by One Club	21	8/21/2004 vs. SEA, 11 inn. (SEA)
		9/25/2010 vs. MIN, 13 inn. (DET)
Most Hits, Extra-Inning Game by Tigers	21	9/25/2010 vs. MIN, 13 inn.
Fewest Hits, Nine-Inning Game by Both Clubs	4	8/21/2007 vs. CLE (DET 3, CLE 1)
Fewest Hits, Nine-Inning Game by One Club	0	6/12/2007 vs. MIL (MIL)
Fewest Hits, Nine-Inning Game by Tigers	1	5/2/2003 vs. TB
		7/18/2015 vs. BAL
		9/21/2015 vs. CWS
		6/13/2021 vs. CWS
		8/15/2021 vs. CLE

### EXTRA-BASE HITS

Most Extra Base Hits, Nine-Inning Game by Both Clubs	16	8/8/2004 vs. BOS (DET 8, BOS 8)
		6/2/2017 vs. CWS (DET 12, CWS 4)
		4/19/2018 vs. BAL (BAL 9, DET 7)
Most Extra Base Hits, Nine-Inning Game by One Club	13	9/9/2020 (MIL)
Most Extra Base Hits, Nine-Inning Game by Tigers	12	6/2/2017 vs. CWS

### HOME RUNS

Most Home Runs, Nine-Inning Game by Both Clubs	10	8/8/2004 vs. BOS (DET 7, BOS 3)
Most Home Runs, Nine-Inning Game by One Club	7	8/8/2004 vs. BOS (DET)
		9/11/2007 vs. TEX (TEX)
Most Home Runs, Nine-Inning Game by Tigers	7	8/8/2004 vs. BOS

### SINGLES

Most Singles, Nine-Inning Game by Both Clubs	27	9/14/2017 vs. CWS (CWS 21, DET 6)
		4/25/2017 vs. SEA (DET 14, SEA 13)
Most Singles, Nine-Inning Game by One Club	21	9/14/2017 vs. CWS (CWS)
Most Singles, Nine-Inning Game by Tigers	17	9/4/2011 vs. CWS

### DOUBLES

Most Doubles, Nine-Inning Game by Both Clubs	11	6/2/2017 vs. CWS (DET 7, CWS 4)
Most Doubles, Nine-Inning Game by One Club	8	9/9/2020 vs. MIL (MIL)
Most Doubles, Nine-Inning Game by Tigers	7 (five times)	last, 6/2/2017 vs. CWS



# TIGERS RECORD BOOK

## TRIPLES

Most Triples, Nine-Inning Game by Both Clubs .....	4 (eight times) ..last, 7/6/2019 vs. BOS (DET 2, BOS 2)
Most Triples, Nine-Inning Game by One Club .....	4 ..6/24/16 vs. CLE (CLE)
Most Triples, Nine-Inning Game by Tigers .....	3 (six times) ..last, 9/1/2012 vs. CLE

## WALKS

Most Walks, Nine-Inning Game by Both Clubs .....	16 ..4/28/2001 vs. TB (TB 9, DET 7)
	4/5/2002 vs. CLE (CLE 8, DET 8)
	4/23/2004 vs. CLE (DET 10, CLE 6)
	6/12/2021 vs. CWS (CWS 11, DET 5)
Most Walks, Nine-Inning Game by One Club .....	11 ..4/5/2021 vs. MIN (MIN)
	6/12/2021 vs. CWS (CWS)
Most Walks, Nine-Inning Game by Tigers .....	10 (five times) ..last, 8/23/2010 vs. KC

## STRIKEOUTS

Most Strikeouts, Nine-Inning Game by Both Clubs .....	28 ..8/31/2019 vs. MIN (DET 17, MIN 11)
	8/4/2021 vs. BOS (DET 18, BOS 10)
Most Strikeouts, Nine-Inning Game by One Club .....	18 ..4/26/2013 vs. ATL (ATL)
	8/4/2021 vs. BOS (DET)
Most Strikeouts, Nine-Inning Game by Tigers .....	18 ..8/4/2021 vs. BOS

## INDIVIDUAL BASERUNNING AT COMERICA PARK

### STOLEN BASES

Most Stolen Bases, Career .....	43 ..Austin Jackson ..2010-17
Most Stolen Bases, Season .....	36 ..Roger Cedeno ..2001
Most Stolen Bases by Rookie, Season .....	13 ..Austin Jackson ..2010
Most Consecutive Games, One-or-More Stolen Base .....	4 ..Roger Cedeno ..7/8-7/19/2001
	Nook Logan ..6/4-6/15/2005
	Emilio Bonifacio (KC) ..8/15-8/17/2013
	Rajai Davis ..9/14-9/25/2014
	Cameron Maybin ..5/16-5/20/2016
Most Stolen Bases, Game .....	4 ..Alex Sanchez ..9/27/2003 vs. MIN

### CAUGHT STEALING

Most Caught Stealing, Career .....	23 ..Brandon Inge ..2001-13
Most Caught Stealing, Season .....	10 ..Alex Sanchez ..2003
Most Caught Stealing by Rookie, Season .....	3 ..Andres Torres ..2003
Most Caught Stealing, Game .....	2 ..Robert Fick ..4/17/2001 vs. CWS
	Johnny Damon (BOS) ..8/8/2004 vs. BOS
	Juan Pierre (CWS) ..8/5/2010 vs. CWS
	Jimmy Paredes (HOU) ..5/15/2013 vs. HOU
	Steven Souza Jr. (TB) ..5/20/2016 vs. TB
Most Consecutive Games, One-or-More Caught Stealing .....	3 ..Alex Sanchez ..5/12-5/16/2004
	Chone Figgins (LAA) ..5/4-9/2/2006

## CLUB BASERUNNING AT COMERICA PARK

### STOLEN BASES

Most Stolen Bases, Season .....	64 ..2001
Fewest Stolen Bases, Season .....	7 ..2020

### CAUGHT STEALING

Most Caught Stealing, Season .....	37 ..2003
Fewest Caught Stealing, Season .....	2 ..2020

### LEFT ON BASE

Most Left On Base, Season .....	616 ..2010
Fewest Left On Base, Season .....	155 ..2020

## INDIVIDUAL PITCHING AT COMERICA PARK

### GAMES WON

Most Games Won, Career .....	99 ..Justin Verlander (DET-HOU) ..2005-19
Most Games Won, Season .....	12 ..Justin Verlander ..2010
	Max Scherzer ..2013
Most Consecutive Games Won .....	9 ..Jeremy Bonderman ..6/3/2006-6/9/2007
	Max Scherzer ..7/27/2013-6/7/2014

### GAMES LOST

Most Games Lost, Career .....	50 ..Justin Verlander (DET-HOU) ..2005-19
Most Games Lost, Season .....	12 ..Mike Maroth ..2003
Most Consecutive Games Lost .....	12 ..Spencer Turnbull ..9/19/2018-9/24/2019
	Jordan Zimmermann ..8/26/2018-9/26/2019

### EARNED RUN AVERAGE

Lowest ERA, Career (Minimum 125 IP) .....	2.95 ..David Price (TB-DET-BOS) ..2008-19
Lowest ERA, Season (Minimum 75 IP) .....	1.65 ..Justin Verlander ..2012
Highest ERA, Career (Minimum 125 IP) .....	6.55 ..Jordan Zimmermann ..2016-20
Highest ERA, Season (Minimum 75 IP) .....	6.66 ..Jordan Zimmermann ..2017

### GAMES PITCHED

Most Games Pitched, Career .....	189 ..Justin Verlander (DET-HOU) ..2005-19
Most Games Pitched, Season .....	43 ..Fernando Rodney ..2009

### GAMES STARTED

Most Games Started, Career .....	189 ..Justin Verlander (DET-HOU) ..2005-19
Most Games Started, Season .....	19 ..Jason Johnson ..2004
	Justin Verlander ..2016

### COMPLETE GAMES

Most Complete Games, Career .....	10 ..Justin Verlander (DET-HOU) ..2005-19
Most Complete Games, Season .....	5 ..Steve Sparks ..2001

### SHUTOUTS

Most Shutouts, Career .....	4 ..Justin Verlander (DET-HOU) ..2005-19
Most Shutouts, Season .....	1 (38 times) ..last, Trevor Bauer (CIN) ..2020

# TIGERS RECORD BOOK



## SAVES

Most Saves, Career.....	70	Todd Jones.....	2000-08
Most Saves, Season.....	22	Fernando Rodney.....	2009
		Jose Valverde.....	2011

## INNINGS PITCHED

Most Innings Pitched, Career.....	1263.2	Justin Verlander (DET-HOU).....	2005-19
Most Innings Pitched, Season.....	129.0	Justin Verlander.....	2016

## RUNS ALLOWED

Most Runs Allowed, Career.....	503	Justin Verlander (DET-HOU).....	2005-19
Most Runs Allowed, Season.....	75	Mike Maroth.....	2005
Most Runs Allowed, Game.....	12	Dustin McGowan (TOR).....	8/21/2005

## HITS ALLOWED

Most Hits Allowed, Career.....	1,069	Justin Verlander (DET-HOU).....	2005-19
Most Hits Allowed, Season.....	135	Mike Maroth.....	2005
Most Hits Allowed, Game.....	15	Alfredo Simon (DET).....	7/1/2015

## DOUBLES ALLOWED

Most Doubles Allowed, Career.....	203	Justin Verlander (DET-HOU).....	2005-19
Most Doubles Allowed, Season.....	29	Jeff Weaver.....	2001
Most Doubles Allowed, Game.....	6	Jeremy Bonderman.....	5/20/2005 vs. ARI
		Jeff Francis (COL).....	6/15/2012 vs. COL
		Jordan Zimmermann.....	8/18/2017 vs. LAD

## TRIPLES ALLOWED

Most Triples Allowed, Career.....	25	Justin Verlander (DET-HOU).....	2005-19
Most Triples Allowed, Season.....	6	Jeff Weaver.....	2001
		Jose Paniagua.....	2002
		Jason Johnson.....	2004
		Anibal Sanchez.....	2013
		Jordan Zimmermann.....	2016
Most Triples Allowed, Game.....	4	Jordan Zimmermann.....	6/24/2016 vs. CLE

## HOME RUNS ALLOWED

Most Home Runs Allowed, Career.....	116	Justin Verlander (DET-HOU).....	2005-19
Most Home Runs Allowed, Season.....	26	Matthew Boyd.....	2019
Most Home Runs Allowed, Game.....	6	Tim Wakefield (BOS).....	8/8/2004 vs. BOS

## WALKS ALLOWED

Most Walks Allowed, Career.....	375	Justin Verlander (DET-HOU).....	2005-19
Most Walks Allowed, Season.....	43	Justin Verlander.....	2013
Most Walks Allowed, Game.....	8	Daisuke Matsuzaka (BOS).....	5/5/2008 vs. BOS
		Ricky Romero (TOR).....	8/21/2012 vs. TOR

## STRIKEOUTS

Most Strikeouts, Career.....	1,173	Justin Verlander (DET-HOU).....	2005-19
Most Strikeouts, Season.....	151	Justin Verlander.....	2016
Most Strikeouts, Game.....	17	Anibal Sanchez.....	4/26/2013 vs. ATL

## WILD PITCHES

Most Wild Pitches, Career.....	37	Justin Verlander (DET-HOU).....	2005-19
Most Wild Pitches, Season.....	11	Jeremy Bonderman.....	2003
Most Wild Pitches, Game.....	3 (10 times)	last, Jakob Junis (KC).....	9/22/2018 vs. KC

## CLUB PITCHING AT COMERICA PARK

### HITS ALLOWED

Most Hits Allowed, Nine-Inning Game by One Club.....	26	9/9/2004 vs. KC (DET)
Most Hits Allowed, Nine-Inning Game by Tigers.....	26	9/9/2004 vs. KC

### RUNS ALLOWED

Most Runs Allowed, Nine-Inning Game by One Club.....	26	9/9/2004 vs. KC (DET)
Most Runs Allowed, Nine-Inning Game by Tigers.....	26	9/9/2004 vs. KC

### EARNED RUNS ALLOWED

Most Earned Runs Allowed, Nine-Inning Game by One Club.....	24	9/9/2004 vs. KC (DET)
Most Earned Runs Allowed, Nine-Inning Game by Tigers.....	24	9/9/2004 vs. KC

### HOME RUNS ALLOWED

Most Home Runs Allowed, Nine-Inning Game by One Club.....	7	8/8/2004 vs. BOS (BOS)
		9/11/2007 vs. TEX (DET)
Most Home Runs Allowed, Nine-Inning Game by Tigers.....	7	9/11/2007 vs. TEX

### WALKS ALLOWED

Most Walks Allowed, Nine-Inning Game by One Club.....	11	4/5/2021 vs. MIN (DET)
		6/12/2021 vs. CWS (DET)
Most Walks Allowed, Nine-Inning Game by Tigers.....	11	4/5/2021 vs. MIN
		6/12/2021 vs. MIN

### STRIKEOUTS

Most Strikeouts, Nine-Inning Game by One Club.....	18	4/26/2013 vs. ATL (DET)
		8/4/2021 vs. BOS (BOS)
Most Strikeouts, Nine-Inning Game by Tigers.....	18	4/26/2013 vs. ATL

## CLUB MISCELLANEOUS AT COMERICA PARK

### ERRORS

Most Errors, Nine-Inning Game by Both Clubs.....	7	6/25/2013 vs. LAA (DET 6, LAA 1)
Most Errors, Nine-Inning Game by One Club.....	6	6/25/2013 vs. LAA (DET)
Most Errors, Nine-Inning Game by Tigers.....	6	6/25/2013 vs. LAA

### LENGTH OF GAMES

Shortest Nine-Inning Game, Time.....	1:41	7/24/2002 vs. KC
Longest Nine-Inning Game, Time.....	4:13	8/24/2017 vs. NYY
Longest Extra-Inning Game, Time.....	5:30	6/30/2015 vs. PIT, 14 inn.



# TIGERS RECORD BOOK

## TIGERS SINGLE-GAME BATTING FEATS

### TIGERS HITTING THREE HOME RUNS IN ONE GAME

Date	Batter	Opponent	Location
May 5, 1925	Ty Cobb	at St. Louis	Sportsman's Park, St. Louis
May 20, 1940	Pinky Higgins	vs. Boston	Briggs Stadium, Detroit
September 1, 1941	Rudy York	vs. St. Louis	Briggs Stadium, Detroit
June 26, 1949	Pat Mullin	at New York (AL)	Yankee Stadium, New York
April 17, 1955	Al Kaline	vs. Kansas City	Briggs Stadium, Detroit
May 3, 1959	Charlie Maxwell	vs. New York (AL)	Briggs Stadium, Detroit
August 27, 1961	Rocky Colavito	at Washington	Griffith Stadium, Washington
July 5, 1962	Rocky Colavito	at Cleveland	Cleveland Stadium, Cleveland
August 6, 1962	Steve Boros	at Cleveland	Cleveland Stadium, Cleveland
June 9, 1970	Willie Horton	vs. Milwaukee	Tiger Stadium, Detroit
August 9, 1971	Bill Freehan	at Boston	Fenway Park, Boston
May 18, 1982	Larry Herndon	vs. Oakland	Tiger Stadium, Detroit
June 28, 1987	Bill Madlock	vs. Baltimore	Tiger Stadium, Detroit
May 6, 1990	Cecil Fielder	at Toronto	SkyDome, Toronto
June 6, 1990	Cecil Fielder	at Cleveland	Cleveland Stadium, Cleveland
April 16, 1996	Cecil Fielder	at Toronto	SkyDome, Toronto
June 30, 1997	Bobby Higginson	vs. New York (NL)	Tiger Stadium, Detroit
June 24, 2000	Bobby Higginson	at Cleveland	Jacobs Field, Cleveland
May 19, 2003	Carlos Pena	at Cleveland	Jacobs Field, Cleveland
April 4, 2005	Dmitri Young	vs. Kansas City	Comerica Park, Detroit
May 28, 2010	Miguel Cabrera	vs. Oakland	Comerica Park, Detroit
May 19, 2013	Miguel Cabrera	at Texas	Rangers Ballpark in Arlington, Arlington
June 21, 2015	J.D. Martinez	at New York (AL)	Yankee Stadium, New York
June 16, 2016	Victor Martinez	at Kansas City	Kauffman Stadium, Kansas City

### OPPONENTS HITTING THREE HOME RUNS IN ONE GAME

Date	Batter	Opponent	Location
July 9, 1932	Ben Chapman	at New York (AL)	Yankee Stadium, New York
July 15, 1932	Al Simmons	at Philadelphia	Shibe Park, Philadelphia
July 7, 1935	Moose Solters	vs. St. Louis	Navin Field, Detroit
September 15, 1950	Johnny Mize	vs. New York (AL)	Briggs Stadium, Detroit
July 5, 1954	Bill Glynn	vs. Cleveland	Briggs Stadium, Detroit
May 13, 1955	Mickey Mantle	at New York (AL)	Yankee Stadium, New York
June 19, 1973	George Hendrick	at Cleveland	Cleveland Stadium, Cleveland
June 18, 1975	Fred Lynn	vs. Boston	Tiger Stadium, Detroit
July 2, 1975	Don Baylor	vs. Baltimore	Tiger Stadium, Detroit
May 19, 1976	Carl Yastrzemski	vs. Boston	Tiger Stadium, Detroit
July 8, 1979	Ben Oglivie	at Milwaukee	County Stadium, Milwaukee
July 14, 1979	Claudell Washington	at Chicago (AL)	Comiskey Park, Chicago
August 17, 1980	Al Oliver	vs. Texas	Tiger Stadium, Detroit
June 20, 1982	Ben Oglivie	vs. Milwaukee	Tiger Stadium, Detroit
July 7, 1982	Harold Baines	at Chicago (AL)	Comiskey Park, Chicago
April 20, 1983	George Brett	vs. Kansas City	Tiger Stadium, Detroit
September 1, 1986	Jim Presley	at Seattle	Kingdome, Seattle
June 17, 1993	Carlos Baerga	vs. Cleveland	Tiger Stadium, Detroit
April 11, 1996	Dan Wilson	vs. Seattle	Tiger Stadium, Detroit
April 13, 1998	Lee Stevens	at Texas	The Ballpark in Arlington, Arlington
July 24, 1999	Trot Nixon	vs. Boston	Tiger Stadium, Detroit
July 9, 2000	Tyler Houston	at Milwaukee	County Stadium, Milwaukee
August 29, 2015	Edwin Encarnacion	at Texas	Rogers Centre, Toronto
September 20, 2015	Kendrys Morales	vs. Kansas City	Comerica Park, Detroit
August 13, 2019	Kyle Seager	vs. Seattle	Comerica Park, Detroit

### TIGERS HITTING FOR THE CYCLE

Date	Batter	Opponent	Location
September 17, 1920	Bobby Veach	vs. Boston (12 inn.)	Navin Field, Detroit
September 26, 1926	Bob Fothergill	vs. Boston	Navin Field, Detroit
April 20, 1937	Gee Walker	vs. Cleveland	Navin Field, Detroit
May 27, 1939	Charlie Gehringer	vs. St. Louis	Briggs Stadium, Detroit
September 14, 1947	Vic Wertz	at Washington	Griffith Stadium, Washington
June 2, 1950	George Kell	at Philadelphia	Shibe Park, Philadelphia
September 7, 1950	Hoot Evers	vs. Cleveland (10 inn.)	Briggs Stadium, Detroit
July 28, 1993	Travis Fryman	vs. New York (AL)	Tiger Stadium, Detroit
June 8, 2001	Damion Easley	vs. Milwaukee	Comerica Park, Detroit
August 1, 2006	Carlos Guillen	at Tampa Bay	Tropicana Field, Tampa Bay

### OPPONENTS HITTING FOR THE CYCLE

Date	Batter	Opponent	Location
August 13, 1921	George Sisler	vs. St. Louis (10 inn.)	Navin Field, Detroit
June 27, 1922	Ray Schalk	vs. Chicago (AL)	Navin Field, Detroit
July 26, 1928	Bob Meusel	vs. New York (AL)	Navin Field, Detroit
August 19, 1934	Moose Solters	at Boston	Fenway Park, Boston
August 2, 1940	Joe Cronin	vs. Boston	Briggs Stadium, Detroit
July 6, 1944	Bob Johnson	at Boston	Fenway Park, Boston
May 14, 1965	Carl Yastrzemski	at Boston (10 inn.)	Fenway Park, Boston
September 3, 1976	Mike Hegan	vs. Milwaukee	Tiger Stadium, Detroit
August 3, 1982	Frank White	at Kansas City	Royals Stadium, Kansas City
June 5, 1997	Alex Rodriguez	vs. Seattle	Tiger Stadium, Detroit
September 13, 2006	Gary Matthews, Jr.	vs. Texas	Comerica Park, Detroit
June 14, 2019	Jake Bauers	vs. Cleveland	Comerica Park, Detroit





## TIGERS SWITCH-HIT HOME RUNS IN ONE GAME

Date	Batter	Opponent	Location
September 16, 1985	Nelson Simmons	vs. Baltimore	Tiger Stadium, Detroit
May 7, 1993	Mickey Tettleton	vs. New York (AL) (12 inn.)	Tiger Stadium, Detroit
September 7, 1993	Chad Kreuter	vs. California	Tiger Stadium, Detroit
June 6, 1996	Raul Casanova	at Baltimore	Camden Yards, Baltimore
July 15, 1996	Melvin Nieves	at Milwaukee	County Stadium, Milwaukee
August 20, 1996	Melvin Nieves	vs. Chicago (AL)	Tiger Stadium, Detroit
April 5, 1997	Tony Clark	at Chicago (AL)	Comiskey Park, Chicago
June 17, 1998	Tony Clark	vs. Minnesota	Tiger Stadium, Detroit
July 26, 1998	Tony Clark	at Cleveland	Jacobs Field, Cleveland
August 1, 1998	Tony Clark	at Tampa Bay	Tropicana Field, Tampa Bay
July 18, 1999	Tony Clark	at Cincinnati	Cinergy Field, Cincinnati
July 25, 1999	Tony Clark	vs. Boston	Tiger Stadium, Detroit
May 31, 2004	Carlos Guillen	vs. Kansas City	Comerica Park, Detroit
July 24, 2004	Carlos Guillen	at Chicago (AL)	U.S. Cellular Field, Chicago
September 18, 2004	Dmitri Young	at Chicago (AL) (12 inn.)	U.S. Cellular Field, Chicago
September 12, 2006	Carlos Guillen	vs. Texas	Comerica Park, Detroit
September 23, 2009	Carlos Guillen	at Cleveland	Progressive Field, Cleveland
June 16, 2016	Victor Martinez	at Kansas City	Kauffman Stadium, Kansas City
July 1, 2016	Victor Martinez	at Tampa Bay	Tropicana Field, Tampa Bay
August 30, 2018	Victor Martinez	at New York (AL)	Yankee Stadium, New York

## OPPONENTS SWITCH-HIT HOME RUNS IN ONE GAME

Date	Batter	Opponent	Location
May 13, 1955	Mickey Mantle	at New York (AL)	Yankee Stadium, New York
April 26, 1961	Mickey Mantle	vs. New York (AL) (10 inn.)	Tiger Stadium, Detroit
August 11, 1968	Reggie Smith	vs. Boston	Tiger Stadium, Detroit
April 16, 1973	Reggie Smith	at Boston	Fenway Park, Boston
June 13, 1988	Mickey Tettleton	vs. Baltimore	Tiger Stadium, Detroit
September 12, 1996	Bernie Williams	vs. New York (AL)	Tiger Stadium, Detroit
May 24, 2005	Jorge Posada	at New York (AL)	Yankee Stadium, New York
August 16, 2005	Jason Varitek	vs. Boston (10 inn.)	Comerica Park, Detroit
June 1, 2007	Victor Martinez	at Cleveland	Jacobs Field, Cleveland
April 28, 2012	Nick Swisher	at New York (AL)	Yankee Stadium, New York
June 20, 2015	Carlos Beltran	at New York (AL)	Yankee Stadium, New York
July 2, 2017	José Ramirez	vs. Cleveland	Comerica Park, Detroit
September 3, 2017	José Ramirez	vs. Cleveland	Comerica Park, Detroit
July 3, 2019 (Game 2)	Yoan Moncada	at Chicago (AL)	Guaranteed Rate Field, Chicago

## TIGERS HOME RUN IN FIRST MAJOR LEAGUE AT-BAT

Date	Batter	Opponent	Pitcher	Location
April 23, 1944	Hack Miller	at Cleveland	Al Smith	Cleveland Stadium, Cleveland
April 20, 1948	Buster Naranjo	at Chicago	Joe Haynes	Comiskey Park, Chicago
June 19, 1963	Gates Brown	at Boston	Bob Heffner	Fenway Park, Boston
September 30, 1964	Bill Roman	at New York (AL)	Jim Bouton	Yankee Stadium, New York
September 2, 1970	Gene Lamont	at Boston	Cal Koonce	Fenway Park, Boston
September 1, 1974	Reggie Sanders	vs. Oakland	Catfish Hunter	Tiger Stadium, Detroit
August 19, 2015	Daniel Norris	at Chicago (NL)	Jon Lester	Wrigley Field, Chicago
April 4, 2021	Akil Baddoo*	vs. Cleveland	Aaron Civale	Comerica Park, Detroit

\*Homered on first Major League pitch

## OPPONENTS HOME RUN IN FIRST MAJOR LEAGUE AT-BAT

Date	Batter	Opponent	Pitcher	Location
April 16, 1929	Earl Averill	at Cleveland	Earl Whitehill	League Park, Cleveland
May 3, 1963	Buster Naranjo	vs. Baltimore	Don Mossi	Tiger Stadium, Detroit
July 11, 1968	Rick Renick	at Minnesota	Mickey Lolich	Metropolitan Stadium, Minneapolis
August 22, 1975	Dave McKay	at Minnesota	Vern Ruhle	Metropolitan Stadium, Minneapolis
June 29, 1984	Andre David	vs. Minnesota	Jack Morris	Tiger Stadium, Detroit
May 4, 2006	Mike Napoli	vs. Los Angeles (AL)	Justin Verlander	Comerica Park, Detroit

## LOW-HIT GAMES BY TIGERS

### NO-HITTERS

Date	Pitcher	Opponent	Location	Score
July 4, 1912	George Mullin	vs. St. Louis	Navin Field, Detroit	7-0
May 15, 1952	Virgil Trucks	vs. Washington	Briggs Stadium, Detroit	1-0
August 25, 1952	Virgil Trucks	at New York (AL)	Yankee Stadium, New York	1-0
July 20, 1958	Jim Bunning	at Boston	Fenway Park, Boston	3-0
April 7, 1984	Jack Morris	at Chicago (AL)	Comiskey Park, Chicago	4-0
June 12, 2007	Justin Verlander	vs. Milwaukee	Comerica Park, Detroit	4-0
May 7, 2011	Justin Verlander	at Toronto	Rogers Centre, Toronto	9-0
May 18, 2021	Spencer Turnbull	at Seattle	T-Mobile Park, Seattle	5-0

### ONE-HITTERS (since 1954)

Date	Pitcher	Opponent	Location	Score
May 2, 1954	Billy Hoelt	at New York (AL)	Yankee Stadium, New York	4-0
April 14, 1961	Frank Lary	vs. Chicago (AL)	Briggs Stadium, Detroit	7-0
July 3, 1965	Denny McLain	at Washington	RFK Stadium, Washington	1-0
May 6, 1966	Denny McLain	at Chicago (AL)	Comiskey Park, Chicago	1-0
May 30, 1966	Denny McLain	at Kansas City	Municipal Stadium, Kansas City	5-2
August 18, 1967	Mickey Lolich	vs. Cleveland	Tiger Stadium, Detroit	4-0
July 25, 1968	Joe Sparna	at Washington	RFK Stadium, Washington	4-1
August 20, 1968	John Hiller	vs. Chicago (AL)	Tiger Stadium, Detroit	7-0
May 31, 1969	Joe Sparna	at Seattle	Sick's Stadium, Seattle	3-2
July 2, 1970	Joe Niekro	vs. New York (AL)	Tiger Stadium, Detroit	5-0
September 23, 1973	Joe Coleman	vs. Boston	Tiger Stadium, Detroit	3-0
August 1, 1974	Woodie Fryman	vs. Milwaukee	County Stadium, Milwaukee	2-0
May 6, 1975	Joe Coleman	vs. Milwaukee	Tiger Stadium, Detroit	4-2
May 7, 1976	Ray Bare	vs. Chicago (AL)	Tiger Stadium, Detroit	5-0
August 21, 1980	Jack Morris	at Minnesota	Metropolitan Stadium, Minnesota	4-2
April 20, 1982	Milt Wilcox	vs. Kansas City	Tiger Stadium, Detroit	8-0
April 15, 1983	Milt Wilcox	at Chicago (AL)	Comiskey Park, Chicago	6-0
August 2, 1985	Frank Tanana	vs. Milwaukee	Tiger Stadium, Detroit	4-1



# TIGERS RECORD BOOK

## Tigers One-Hitters Continued

Date	Pitcher	Opponent	Location	Score
August 20, 1986	Walt Terrell	vs. California	Tiger Stadium, Detroit	3-0
July 28, 1988	Jeff Robinson	vs. Kansas City	Tiger Stadium, Detroit	7-1
September 25, 1988	Jack Morris	at Baltimore	Memorial Stadium, Baltimore	2-1
July 6, 1990	Jack Morris	vs. Kansas City	Tiger Stadium, Detroit	4-0
July 25, 1993	Mike Moore	vs. Kansas City	Tiger Stadium, Detroit	3-0
August 23, 1993	Mike Moore	vs. Oakland	Tiger Stadium, Detroit	9-0
September 9, 1997	Scott Sanders	vs. Texas	Tiger Stadium, Detroit	4-0
May 22, 2002	Jeff Weaver	vs. Cleveland	Comerica Park, Detroit	2-0
July 16, 2004	Mike Maroth	vs. New York (AL)	Comerica Park, Detroit	8-0
June 2, 2010	Armando Galarraga	vs. Cleveland	Comerica Park, Detroit	3-0
May 18, 2012	Justin Verlander	vs. Pittsburgh	Comerica Park, Detroit	6-0
May 24, 2013	Anibal Sanchez	vs. Minnesota	Comerica Park, Detroit	6-0
August 21, 2014	David Price	at Tampa Bay	Tropicana Field, Tampa Bay	1-0
August 20, 2015	Alfredo Simon	vs. Texas	Comerica Park, Detroit	4-0
August 26, 2015	Justin Verlander	vs. Los Angeles (AL)	Comerica Park, Detroit	5-0
September 17, 2017	Matthew Boyd	vs. Chicago (AL)	Comerica Park, Detroit	12-0

## COMBINED ONE-HITTERS (since 1954)

Date	Pitchers	Opponent	Location	Score
July 14, 1985	Terrell, Hernandez	vs. Minnesota	Tiger Stadium, Detroit	8-0
May 25, 1988	Robinson, Hernandez	vs. Milwaukee	Tiger Stadium, Detroit	4-3
June 25, 2004	Johnson, Urbina	vs. Arizona	Comerica Park, Detroit	2-1
August 21, 2007	Jurjens, Zumaya, Rodney, Jones	vs. Cleveland	Comerica Park, Detroit	2-1
May 19, 2009	Willis, Lyon, Seay, Zumaya, Rodney	vs. Texas	Comerica Park, Detroit	4-0

## LOW-HIT GAMES AGAINST TIGERS

### NO-HITTERS

Date	Pitcher	Opponent	Location	Score
September 20, 1902	Jim Callahan	at Chicago (AL)	Comiskey Park, Chicago	3-0
September 6, 1905	Frank Smith	vs. Chicago (AL)	Bennett Park, Detroit	15-0
August 30, 1912	Earl Hamilton	vs. St. Louis	Navin Field, Detroit	5-1
June 3, 1918	Hub Leonard	vs. Boston	Navin Field, Detroit	5-0
April 30, 1922	Charley Robertson*	vs. Chicago	Navin Field, Detroit	0-2
June 30, 1948	Bob Lemon	vs. Cleveland	Briggs Stadium, Detroit	2-0
July 1, 1951	Bob Feller	at Cleveland	Cleveland Stadium, Cleveland	2-1
September 10, 1967	Joe Horlen	at Chicago (AL)	Comiskey Park, Chicago	6-0
April 27, 1973	Steve Busby	vs. Kansas City	Tiger Stadium, Detroit	3-0
July 15, 1973	Nolan Ryan	vs. California	Tiger Stadium, Detroit	6-0
June 2, 1990	Randy Johnson	at Seattle	Kingdome, Seattle	2-0
July 26, 2010	Matt Garza	at Tampa Bay	Tropicana Field, St. Petersburg	5-0
September 29, 2013	Henderson Alvarez	at Miami	Marlins Park, Miami	1-0

\*Perfect Game

### COMBINED NO-HITTERS

Date	Pitchers	Opponent	Location	Score
April 30, 1967	Steve Barber/Stu Miller	vs. Baltimore	Memorial Stadium, Baltimore	2-1 <sup>A</sup>

<sup>A</sup>Tigers Victory

### ONE HITTERS (since 1954)

Date	Pitcher	Opponent	Location	Score
July 6, 1954	Virgil Trucks	vs. Chicago (AL)	Briggs Stadium, Detroit	4-0
May 22, 1955	Early Wynn	vs. Cleveland	Briggs Stadium, Detroit	4-0
July 15, 1959	Camillo Pascual	at Washington	Griffith Stadium, Washington	3-0
May 7, 1960	Bill Monbouquette	at Boston	Fenway Park, Boston	5-0
July 19, 1960	Pedro Ramos	vs. Washington	Briggs Stadium, Detroit	5-0
August 19, 1967	John O'Donoghue	vs. Cleveland	Tiger Stadium, Detroit	5-0
April 24, 1968	Steve Hargan	at Cleveland	Cleveland Stadium, Cleveland	2-0
May 6, 1968	Dave Leonhard	at Baltimore	Memorial Stadium, Baltimore	4-0
April 12, 1969	Mel Stottlemyre	vs. New York (AL)	Tiger Stadium, Detroit	4-0
July 16, 1971	Vida Blue	at Oakland	Oakland-Alameda Coliseum, Oakland	4-0
August 1, 1972	Skip Lockwood	vs. Milwaukee	Tiger Stadium, Detroit	9-0
June 8, 1975	Ken Holtzman	at Oakland	Oakland-Alameda Coliseum, Oakland	4-0
August 28, 1976	Vida Blue	at Oakland	Oakland-Alameda Coliseum, Oakland	5-2
September 2, 1987	Tom Candiotti	vs. Cleveland	Tiger Stadium, Detroit	2-1 <sup>A</sup>
July 7, 1990	Kevin Appier	vs. Kansas City	Tiger Stadium, Detroit	4-0
May 3, 1996	Ken Hill	vs. Texas	Tiger Stadium, Detroit	11-0
May 4, 1996	Roger Pavlik	vs. Texas	Tiger Stadium, Detroit	3-1
September 27, 1998	Roy Halladay	at Toronto	Skydome, Toronto	2-1
May 2, 2003	Joe Kennedy	vs. Tampa Bay	Comerica Park, Detroit	2-0
April 11, 2014	Andrew Cashner	at San Diego	Petco Park, San Diego	6-0
September 21, 2015	Jeff Samardzija	vs. Chicago (AL)	Comerica Park, Detroit	2-0

<sup>A</sup>Tigers Victory

### COMBINED ONE HITTERS (since 1954)

Date	Pitchers	Opponent	Location	Score
April 10, 1982	Leonard, Jackson, Quisenberry	at Kansas City	Royals Stadium, Kansas City	5-2
September 18, 1988	Milacki, Niedenfuer	vs. Baltimore	Tiger Stadium, Detroit	2-0
April 10, 1991	Sanderson, Cadaret	vs. New York (AL)	Tiger Stadium, Detroit	4-0
September 26, 1997	Pettitte, Boehringer, Rivera, Nelson	vs. New York (AL)	Tiger Stadium, Detroit	8-2
August 18, 1999	Alvarez, Lopez	vs. Tampa Bay	Tiger Stadium, Detroit	4-0
August 4, 2002	Lidle, Rincin, Bradford, Koch	at Oakland	Network Associates Coliseum, Oakland	4-0
July 18, 2015	Tillman, Britton	vs. Baltimore	Comerica Park, Detroit	3-0
May 22, 2017	Peacock, Devenski, Harris, Giles	at Houston	Minute Maid Park, Houston	1-0
August 7, 2017	Williams, Kontos, Nicasio	at Pittsburgh	PNC Park, Pittsburgh	3-0
July 16, 2019	Plesac, Clippard, Goody, Olson	at Cleveland	Progressive Field, Cleveland	8-0
June 13, 2021	Rodon, Marshall, Hendriks	vs. Chicago (AL)	Comerica Park, Detroit	4-1
August 15, 2021	McKenzie, Clase	vs. Cleveland	Comerica Park, Detroit	11-0



## TIGERS GRAND SLAMS

### GRAND SLAMS BY CURRENT TIGERS

Player	No.	Date	Opponent	Site	Pitcher
Akil Baddoo	1	4/5/2021	Minnesota	Comerica Park	Randy Dobnak
Javier Báez	1	6/28/2016	at Cincinnati	Great American Ball Park	J.J. Hoover
Javier Báez	2	9/26/2016	at Pittsburgh	PNC Park	Khad Klugh
Javier Báez	3	5/18/2017	Cincinnati	Wrigley Field	Amir Garrett
Javier Báez	4	6/26/2018	at Los Angeles (NL)	Dodger Stadium	Edward Paredes
Javier Báez	5	6/29/2019	at Cincinnati	Great American Ball Park	Jared Hughes
Javier Báez	6	4/21/2021	New York (NL)	Wrigley Field	Trevor Hilldenberger
Tucker Barnhart	1	8/16/2016	Miami	Great American Ball Park	José Ureña
Miguel Cabrera	1	9/15/2007	at Colorado	Coors Field	Juan Morillo
Miguel Cabrera	2	4/10/2009	Texas	Comerica Park	Kris Benson
Miguel Cabrera	3	9/18/2012	Oakland	Comerica Park	Jesse Chavez
Miguel Cabrera	4	6/1/2013	at Baltimore	Oriole Park at Camden Yards	T.J. McFarland
Miguel Cabrera	5	6/4/2019	Tampa Bay	Comerica Park	Blake Snell
Miguel Cabrera	6	5/21/2021	at Kansas City	Kauffman Stadium	Robb Holland
Robbie Grossman	1	7/2/2018	at Milwaukee	Miller Park	Brent Suter
Eric Haase	1	7/27/2021	at Minnesota	Target Field	Hansel Robbles
Isaac Paredes	1	8/21/2020	at Cleveland	Progressive Field	Adam Plutko
Jake Rogers	1	7/11/2021	at Minnesota	Target Field	Taylor Rogers
Jonathan Schoop	1	4/11/2015	Toronto	Oriole Park at Camden Yards	Todd Redmond
Jonathan Schoop	2	5/14/2016	Detroit	Oriole Park at Camden Yards	Mark Lowe
Jonathan Schoop	3	9/9/2018	San Francisco	Miller Park	Madison Bumgarner
Jonathan Schoop	4	8/25/2020	Chicago (NL)	Comerica Park	Casey Sadler
Jonathan Schoop	5	9/10/2021	Tampa Bay	Comerica Park	Andrew Kittredge

### PINCH-HIT GRAND SLAMS IN CLUB HISTORY

Date	Player	Opponent	Site	Pitcher
5/14/1939	Rudy York	at St. Louis	Sportsman's Park	Lefty Mills
5/31/1944	Al Unser	vs. New York (AL)	Briggs Stadium	Monk Dubiel
7/15/1945	Zeb Eaton	at New York (AL)	Yankee Stadium	Hank Borowoy
7/26/1952	Bud Souchock	vs. New York (AL)	Briggs Stadium	Bobby Hogue
9/3/1952	Don Kolloway	at Cleveland	Cleveland Stadium	Lou Brissie
7/3/1983	John Wockenfuss	vs. Baltimore	Tiger Stadium	Dan Morogiello
7/23/1986	Johnny Grubb	vs. Minnesota	Tiger Stadium	Frank Pastore
8/16/1986	Larry Herndon	at Boston	Fenway Park	Joe Sambito
5/6/1988	Pat Sheridan	at Seattle	Kingdome	Michael Jackson
9/25/1988	Fred Lynn	at Baltimore	Memorial Stadium	Tom Nietenfuier
8/11/1991	Mickey Tettleton	at New York (AL)	Yankee Stadium	Lee Guetterman
8/12/1993	Chad Kreuter	vs. Baltimore	Tiger Stadium	Jim Poole

## TIGERS LEADOFF HOME RUNS

Akil Baddoo			Robbie Grossman		
Date	Opponent	Pitcher	Date	Opponent	Pitcher
9/17/2021	Tampa Bay	Luis Patiño	6/20/2018	Boston	David Price
<b>Jeimer Candelario</b>			5/8/2021	Minnesota	José Berríos
Date	Opponent	Pitcher	7/17/2021 (1)	Minnesota	Charlie Barnes
6/2/2018	Toronto	J.A. Happ	8/5/2021	Boston	Martín Pérez
8/30/2018	at Toronto	J.A. Happ	<b>Victor Reyes</b>		
9/5/2018	at Chicago (AL)	Michael Kopech	Date	Opponent	Pitcher
9/14/2018	at Cleveland	Josh Tomlin	8/20/2019	at Houston	Aaron Sanchez
			9/5/2020	at Minnesota	Kenta Maeda

## TIGERS WALK-OFF HOME RUNS

Javier Báez			Robbie Grossman		
Date	Opponent	Pitcher	Date	Opponent	Pitcher
5/8/2016	Washington	Blake Treinen	5/28/2021	New York (AL)	Justin Wilson
<b>Miguel Cabrera</b>			<b>Jonathan Schoop</b>		
Date	Opponent	Pitcher	Date	Opponent	Pitcher
6/20/2003	Tampa Bay	Al Levine	7/10/2015	Washington	Tanner Roark
6/12/2008	Chicago (AL)	Octavio Dotel			
7/9/2008	Cleveland	Jensen Lewis			
9/3/2011	Chicago (AL)	Sergio Santos			
8/5/2012	Cleveland	Chris Perez			
8/17/2013	Kansas City	Aaron Crow			
6/15/2017	Tampa Bay	Tommy Hunter			
<b>Jeimer Candelario</b>					
Date	Opponent	Pitcher			
6/9/2018	Cleveland	Cody Allen			
9/7/2018	St. Louis	Jordan Hicks			

### CAREER LEADERS

Hank Greenberg	.....	10
Rudy York	.....	10
Cecil Fielder	.....	10
Norm Cash	.....	8
Dick McAuliffe	.....	8
Jim Northrup	.....	8
Willie Horton	.....	6
Marcus Thames	.....	6
Eight Players	.....	5

### SINGLE-SEASON LEADERS

Rudy York	.....	4	1938
Jim Northrup	.....	4	1968
Willie Horton	.....	3	1969
Dan Gladden	.....	3	1993
Justin Upton	.....	3	2017
Bobby Higginson	.....	3	1997
Many Players	.....	2	

### CLUB LEADERS

1938	.....	10
1939	.....	8
1993	.....	8
2007	.....	7
1949	.....	7
2009	.....	7
2017	.....	7

### CAREER LEADERS

Curtis Granderson	.....	24
Lou Whitaker	.....	23
Dick McAuliffe	.....	19
Ian Kinsler	.....	17
Tony Phillips	.....	13
Austin Jackson	.....	10

### SINGLE-SEASON LEADERS

Ian Kinsler	.....	8	2016
Curtis Granderson	.....	7	2007, 2009
Curtis Granderson	.....	6	2006
Austin Jackson	.....	6	2012
Ian Kinsler	.....	6	2017
Four Players	.....	5	

### CLUB LEADERS

2007, 2009, 2016	.....	8
1999	.....	7
2006	.....	7
Seven Seasons	.....	6

### CAREER LEADERS

Lou Whitaker	.....	8
Kirk Gibson	.....	7
Miguel Cabrera	.....	6
Hank Greenberg	.....	6
Willie Horton	.....	6
Brandon Inge	.....	6
Al Kaline	.....	6

### SINGLE-SEASON LEADERS

Mickey Tettleton	.....	3	1992
26 Players	.....	2	

### CLUB LEADERS

1968	.....	7
1988	.....	6
1969	.....	5
1994	.....	5
10 Seasons	.....	4



# TIGERS CAREER TOP TEN

## BATTING LEADERS

### BATTING AVERAGE (min. 2,000 AB)

.368	Ty Cobb	1905-26
.342	Harry Heilmann	1914, 1916-29
.337	Bob Fothergill	1922-30
.325	George Kell	1946-52
.322	Heinie Manush	1923-27
.321	Charlie Gehringer	1924-42
.319	Hank Greenberg	1930, 1933-41, 1945-46
.317	Gee Walker	1931-37
.314	Harvey Kuenn	1952-59
.312	Magglio Ordonez	2005-11

### GAMES

2,834	Al Kaline	1953-74
2,805	Ty Cobb	1905-26
2,390	Lou Whitaker	1977-95
2,323	Charlie Gehringer	1924-42
2,293	Alan Trammell	1977-96
2,114	Sam Crawford	1903-17
2,018	Norm Cash	1960-74
1,989	Harry Heilmann	1914, 1916-29
1,872	Donie Bush	1908-21
<b>1,867</b>	<b>Miguel Cabrera</b>	<b>2008-21</b>

### AT-BATS

10,586	Ty Cobb	1905-26
10,116	Al Kaline	1953-74
8,860	Charlie Gehringer	1924-42
8,570	Lou Whitaker	1977-95
8,288	Alan Trammell	1977-96
7,989	Sam Crawford	1903-17
7,297	Harry Heilmann	1914, 1916-29
6,970	Donie Bush	1908-21
<b>6,931</b>	<b>Miguel Cabrera</b>	<b>2008-21</b>
6,593	Norm Cash	1960-74

### RUNS

2,087	Ty Cobb	1905-26
1,775	Charlie Gehringer	1924-42
1,622	Al Kaline	1953-74
1,386	Lou Whitaker	1977-95
1,242	Donie Bush	1908-21
1,231	Alan Trammell	1977-96
1,209	Harry Heilmann	1914, 1916-29
1,117	Sam Crawford	1903-17
<b>1,056</b>	<b>Miguel Cabrera</b>	<b>2008-21</b>
1,027	Norm Cash	1960-74

### HITS

3,002	Ty Cobb	1905-26
3,007	Al Kaline	1953-74
2,839	Charlie Gehringer	1924-42
2,499	Harry Heilmann	1914, 1916-29
2,461	Sam Crawford	1903-17
2,369	Lou Whitaker	1977-95
2,365	Alan Trammell	1977-96
<b>2,145</b>	<b>Miguel Cabrera</b>	<b>2008-21</b>
1,859	Bobby Veach	1912-23
1,793	Norm Cash	1960-74

### TOTAL BASES

5,472	Ty Cobb	1905-26
4,852	Al Kaline	1953-74
4,257	Charlie Gehringer	1924-42
3,778	Harry Heilmann	1914, 1916-29
<b>3,665</b>	<b>Miguel Cabrera</b>	<b>2008-21</b>
3,651	Lou Whitaker	1977-95
3,571	Sam Crawford	1903-17
3,442	Alan Trammell	1977-96
3,233	Norm Cash	1960-74
2,950	Hank Greenberg	1930, 1933-41, 1945-46

### EXTRA-BASE HITS

1,063	Ty Cobb	1905-26
972	Al Kaline	1953-74
904	Charlie Gehringer	1924-42
809	Harry Heilmann	1914, 1916-29
<b>785</b>	<b>Miguel Cabrera</b>	<b>2008-21</b>
741	Hank Greenberg	1930, 1933-41, 1945-46
729	Lou Whitaker	1977-95
725	Sam Crawford	1903-17
654	Norm Cash	1960-74
652	Alan Trammell	1977-96

### DOUBLES

665	Ty Cobb	1905-26
574	Charlie Gehringer	1924-42
498	Al Kaline	1953-74
497	Harry Heilmann	1914, 1916-29
420	Lou Whitaker	1977-95
<b>414</b>	<b>Miguel Cabrera</b>	<b>2008-21</b>
412	Alan Trammell	1977-96
402	Sam Crawford	1903-17
366	Hank Greenberg	1930, 1933-41, 1945-46
345	Bobby Veach	1912-23

### TRIPLES

286	Ty Cobb	1905-26
249	Sam Crawford	1903-17
146	Charlie Gehringer	1924-42
145	Harry Heilmann	1914, 1916-29
136	Bobby Veach	1912-23
75	Al Kaline	1953-74
73	Donie Bush	1908-21
70	Dick McAuliffe	1960-73
69	Hank Greenberg	1930, 1933-41, 1945-46
66	Lu Blue	1921-27

### HOME RUNS

399	Al Kaline	1953-74
373	Norm Cash	1960-74
<b>364</b>	<b>Miguel Cabrera</b>	<b>2008-21</b>
306	Hank Greenberg	1930, 1933-41, 1945-46
262	Willie Horton	1963-77
245	Cecil Fielder	1990-96
244	Lou Whitaker	1977-95
239	Rudy York	1934, 1937-45
212	Lance Parrish	1977-86
200	Bill Freehan	1961, 1963-76

### RUNS BATTED IN (since 1920)

1,582	Al Kaline	1953-74
1,427	Charlie Gehringer	1924-42
<b>1,281</b>	<b>Miguel Cabrera</b>	<b>2008-21</b>
1,202	Hank Greenberg	1930, 1933-41, 1945-46
1,133	Harry Heilmann	1914, 1916-29
1,088	Norm Cash	1960-74
1,084	Lou Whitaker	1977-95
1,003	Alan Trammell	1977-96
937	Rudy York	1934, 1937-45
886	Willie Horton	1963-77

### WALKS

1,277	Al Kaline	1953-74
1,197	Lou Whitaker	1977-95
1,186	Charlie Gehringer	1924-42
1,148	Ty Cobb	1905-26
1,125	Donie Bush	1908-21
1,025	Norm Cash	1960-74
<b>877</b>	<b>Miguel Cabrera</b>	<b>2008-21</b>
850	Alan Trammell	1977-96
842	Dick McAuliffe	1960-73
792	Harry Heilmann	1914, 1916-29

### STRIKEOUTS

<b>1,338</b>	<b>Miguel Cabrera</b>	<b>2008-21</b>
1,189	Brandon Inge	2001-12
1,099	Lou Whitaker	1977-95
1,081	Norm Cash	1960-74
1,020	Al Kaline	1953-74
945	Willie Horton	1963-77
932	Dick McAuliffe	1960-73
931	Travis Fryman	1990-97
930	Kirk Gibson	1979-87, 1993-95
926	Cecil Fielder	1990-96

### STOLEN BASES

865	Ty Cobb	1905-26
400	Donie Bush	1908-21
317	Sam Crawford	1903-17
294	Ron LeFlore	1974-79
236	Alan Trammell	1977-96
194	Kirk Gibson	1979-87, 1993-95
190	George Moriarty	1909-15
189	Bobby Veach	1912-23
181	Charlie Gehringer	1924-42
143	Lou Whitaker	1977-95

### CAUGHT STEALING

188	Ty Cobb	1905-26
109	Alan Trammell	1977-96
98	Ron LeFlore	1974-79
89	Charlie Gehringer	1924-42
75	Bobby Veach	1912-23
75	Lou Whitaker	1977-95
71	Donie Bush	1908-21
65	Al Kaline	1953-74
64	Harry Heilmann	1914, 1916-29
64	Kirk Gibson	1979-87, 1993-95

### ON-BASE PERCENTAGE

(min. 2,000 AB)		
.434	Ty Cobb	1905-26
.420	Johnny Bassler	1921-27
.412	Hank Greenberg	1930, 1933-41, 1945-46
.410	Harry Heilmann	1914, 1916-29
.404	Charlie Gehringer	1924-42
.404	Lu Blue	1921-27
.396	Dick Wakefield	1941-49
.395	Tony Phillips	1990-94
.391	George Kell	1946-52
<b>.387</b>	<b>Miguel Cabrera</b>	<b>2008-21</b>

### SLUGGING PERCENTAGE

(min. 2,000 AB)		
.616	Hank Greenberg	1930, 1933-41, 1945-46
<b>.529</b>	<b>Miguel Cabrera</b>	<b>2008-21</b>
.518	Harry Heilmann	1914, 1916-29
.517	Ty Cobb	1905-26
.503	Rudy York	1934, 1937-45
.502	Tony Clark	1995-2001
.501	Rocky Colavito	1960-63
.498	Cecil Fielder	1990-96
.490	Norm Cash	1960-74
.484	Curtis Granderson	2004-09



## PITCHING LEADERS

### WINS

222	Hooks Dauss	1912-26
208	George Mullin	1902-13
207	Mickey Lolich	1963-75
200	Hal Newhouser	1939-53
198	Jack Morris	1977-90
194	Tommy Bridges	1930-43, 1945-46
183	Justin Verlander	2005-17
161	Dizzy Trout	1939-52
141	Wild Bill Donovan	1903-12, 1918
133	Earl Whitehill	1923-32

### LOSSES

182	Hooks Dauss	1912-26
179	George Mullin	1902-13
175	Mickey Lolich	1963-75
153	Dizzy Trout	1939-52
150	Jack Morris	1977-90
148	Hal Newhouser	1939-53
138	Tommy Bridges	1930-43, 1945-46
119	Earl Whitehill	1923-32
114	Justin Verlander	2005-17
110	Frank Lary	1954-64

### EARNED RUN AVERAGE

(min. 1,000.0 IP)

2.34	Harry Coveski	1914-18
2.38	Ed Killian	1904-10
2.49	Wild Bill Donovan	1903-12, 1918
2.61	Ed Siever	1901-02, 1906-08
2.76	George Mullin	1902-13
2.83	John Hiller	1965-70, 1972-80
2.89	Ed Willett	1906-13
3.06	Jean Dubuc	1912-16
3.07	Hal Newhouser	1939-53
3.09	Bernie Boland	1915-20

### GAMES

545	John Hiller	1965-70, 1972-80
538	Hooks Dauss	1912-26
508	Mickey Lolich	1963-75
493	Dizzy Trout	1939-52
491	Mike Henneman	1987-95
480	Todd Jones	1997-2001, 2006-08
460	Hal Newhouser	1939-53
435	George Mullin	1902-13
430	Jack Morris	1977-90
424	Tommy Bridges	1930-43, 1945-46

### GAMES STARTED

459	Mickey Lolich	1963-75
408	Jack Morris	1977-90
395	George Mullin	1902-13
388	Hooks Dauss	1912-26
380	Justin Verlander	2005-17
373	Hal Newhouser	1939-53
362	Tommy Bridges	1930-43, 1945-46
305	Dizzy Trout	1939-52
287	Earl Whitehill	1923-32
274	Frank Lary	1954-64
274	Dan Petry	1979-87, 1990-91

### COMPLETE GAMES

336	George Mullin	1902-13
245	Hooks Dauss	1912-26
213	Wild Bill Donovan	1903-12, 1918
212	Hal Newhouser	1939-53
200	Tommy Bridges	1930-43, 1945-46
190	Mickey Lolich	1963-75
156	Dizzy Trout	1939-52
154	Jack Morris	1977-90
148	Earl Whitehill	1923-32
142	Ed Killian	1904-10

### SHUTOUTS

39	Mickey Lolich	1963-75
34	George Mullin	1902-13
33	Tommy Bridges	1930-43, 1945-46
33	Hal Newhouser	1939-53
29	Wild Bill Donovan	1903-12, 1918
28	Dizzy Trout	1939-52
26	Denny McLain	1963-70
24	Jack Morris	1977-90
22	Hooks Dauss	1912-26
20	Virgil Trucks	1941-43, 1945-52, 1956
20	Frank Lary	1954-64

### SAVES

235	Todd Jones	1997-2001, 2006-08
154	Mike Henneman	1987-95
125	John Hiller	1965-70, 1972-80
120	Guillermo Hernandez	1984-89
119	Jose Valverde	2010-13
85	Aurelio Lopez	1979-85
70	Fernando Rodney	2002-09
65	Shane Greene	2015-19
55	Terry Fox	1961-66
51	Francisco Rodríguez	2016-17

### INNINGS PITCHED

3,394.0	George Mullin	1902-13
3,390.2	Hooks Dauss	1912-26
3,361.2	Mickey Lolich	1963-75
3,042.2	Jack Morris	1977-90
2,944.0	Hal Newhouser	1939-53
2,826.1	Tommy Bridges	1930-43, 1945-46
2,591.2	Dizzy Trout	1939-52
2,511.0	Justin Verlander	2005-17
2,171.1	Earl Whitehill	1923-32
2,137.1	Wild Bill Donovan	1903-12, 1918

### HITS ALLOWED

3,407	Hooks Dauss	1912-26
3,206	George Mullin	1902-13
3,093	Mickey Lolich	1963-75
2,767	Jack Morris	1977-90
2,675	Tommy Bridges	1930-43, 1945-46
2,639	Hal Newhouser	1939-53
2,504	Dizzy Trout	1939-52
2,329	Earl Whitehill	1923-32
2,225	Justin Verlander	2005-17
1,975	Frank Lary	1954-64

### RUNS ALLOWED

1,594	Hooks Dauss	1912-26
1,480	George Mullin	1902-13
1,415	Mickey Lolich	1963-75
1,382	Jack Morris	1977-90
1,321	Tommy Bridges	1930-43, 1945-46
1,225	Earl Whitehill	1923-32
1,181	Hal Newhouser	1939-53
1,101	Dizzy Trout	1939-52
1,057	Justin Verlander	2005-17
949	Vic Sorrell	1928-37

### EARNED RUNS ALLOWED

1,289	Mickey Lolich	1963-75
1,262	Jack Morris	1977-90
1,245	Hooks Dauss	1912-26
1,122	Tommy Bridges	1930-43, 1945-46
1,042	George Mullin	1902-13
1,004	Earl Whitehill	1923-32
1,003	Hal Newhouser	1939-53
975	Justin Verlander	2005-17
922	Dizzy Trout	1939-52
823	Vic Sorrell	1928-37

### HOME RUNS ALLOWED

329	Mickey Lolich	1963-75
321	Jack Morris	1977-90
240	Justin Verlander	2005-17
223	Jim Bunning	1955-63
195	Denny McLain	1963-70
187	Dan Petry	1979-87, 1990-91
182	Frank Tanana	1985-92
181	Tommy Bridges	1930-43, 1945-46
180	Frank Lary	1954-64
165	Paul Foytack	1953, 1955-63

### HIT BY PITCHES

121	Hooks Dauss	1912-26
116	George Mullin	1902-13
93	Ed Willett	1906-13
91	Mickey Lolich	1963-75
90	Frank Lary	1954-64
83	Justin Verlander	2005-17
73	Jim Bunning	1955-63
68	Ed Killian	1904-10
65	Wild Bill Donovan	1903-12, 1918
65	Earl Whitehill	1923-32

### WALKS

1,227	Hal Newhouser	1939-53
1,192	Tommy Bridges	1930-43, 1945-46
1,106	George Mullin	1902-13
1,086	Jack Morris	1977-90
1,067	Hooks Dauss	1912-26
1,014	Mickey Lolich	1963-75
978	Dizzy Trout	1939-52
831	Earl Whitehill	1923-32
766	Justin Verlander	2005-17
744	Dan Petry	1979-87, 1990-91

### STRIKEOUTS

2,679	Mickey Lolich	1963-75
2,373	Justin Verlander	2005-17
1,980	Jack Morris	1977-90
1,770	Hal Newhouser	1939-53
1,674	Tommy Bridges	1930-43, 1945-46
1,406	Jim Bunning	1955-63
1,380	George Mullin	1902-13
1,201	Hooks Dauss	1912-26
1,199	Dizzy Trout	1939-52
1,150	Denny McLain	1963-70



# TIGERS SINGLE-SEASON TOP TEN

## BATTING LEADERS

### BATTING AVERAGE

.420	Ty Cobb	1911
.410	Ty Cobb	1912
.403	Harry Heilmann	1923
.401	Ty Cobb	1922
.398	Harry Heilmann	1927
.394	Harry Heilmann	1921
.393	Harry Heilmann	1925
.390	Ty Cobb	1913
.389	Ty Cobb	1921
.385	Ty Cobb	1910

### GAMES PLAYED

163	Rocky Colavito	1961
162	Jimmy Barrett	1904
162	Jake Wood	1961
162	Dick McAuliffe	1964
162	Don Wert	1965
162	Ed Brinkman	1973
162	Rusty Staub	1978
162	Cecil Fielder	1991
162	Brian Hunter	1997
162	Prince Fielder	2012
162	Prince Fielder	2013

### AT-BATS

684	Ian Kinsler	2014
679	Harvey Kuenn	1953
666	Ron LeFlore	1978
663	Jake Wood	1961
659	Travis Fryman	1992
658	Brian Hunter	1997
656	Harvey Kuenn	1954
652	Ron LeFlore	1977
643	Lou Whitaker	1983
642	Rusty Staub	1978

### RUNS

147	Ty Cobb	1911
144	Ty Cobb	1915
144	Charlie Gehringer	1930
144	Charlie Gehringer	1936
144	Hank Greenberg	1938
137	Hank Greenberg	1937
135	Charlie Gehringer	1934
133	Charlie Gehringer	1937
133	Charlie Gehringer	1938
131	Lu Blue	1922
131	Charlie Gehringer	1929

### HITS

248	Ty Cobb	1911
237	Harry Heilmann	1921
227	Ty Cobb	1912
227	Charlie Gehringer	1936
225	Ty Cobb	1917
225	Harry Heilmann	1925
218	George Kell	1950
217	Sam Crawford	1911
216	Ty Cobb	1909
216	Magglio Ordoñez	2007

### TOTAL BASES

397	Hank Greenberg	1937
389	Hank Greenberg	1935
384	Hank Greenberg	1940
380	Hank Greenberg	1938
377	<b>Miguel Cabrera</b>	<b>2012</b>
367	Ty Cobb	1911
365	Harry Heilmann	1921
363	Dale Alexander	1929
356	Hank Greenberg	1934
356	Charlie Gehringer	1936

### EXTRA-BASE HITS

103	Hank Greenberg	1937
99	Hank Greenberg	1940
98	Hank Greenberg	1935
96	Hank Greenberg	1934
87	Charlie Gehringer	1936
85	Hank Greenberg	1938
85	Rudy York	1940
84	Curtis Granderson	2007
<b>84</b>	<b>Miguel Cabrera</b>	<b>2010</b>
<b>84</b>	<b>Miguel Cabrera</b>	<b>2012</b>

### DOUBLES

63	Hank Greenberg	1934
60	Charlie Gehringer	1936
56	George Kell	1950
55	Gee Walker	1936
54	Magglio Ordoñez	2007
<b>52</b>	<b>Miguel Cabrera</b>	<b>2014</b>
50	Harry Heilmann	1927
50	Charlie Gehringer	1934
50	Hank Greenberg	1940
49	Hank Greenberg	1937

### TRIPLES

26	Sam Crawford	1914
25	Sam Crawford	1903
24	Ty Cobb	1911
23	Ty Cobb	1912
23	Sam Crawford	1913
23	Ty Cobb	1917
23	Curtis Granderson	2007
21	Sam Crawford	1912
20	Ty Cobb	1908
19	Sam Crawford	1910
19	Sam Crawford	1915
19	Charlie Gehringer	1929
19	Roy Johnson	1931
19	Barney McCosky	1940

### HOME RUNS

58	Hank Greenberg	1938
51	Cecil Fielder	1990
45	Rocky Colavito	1961
44	Hank Greenberg	1946
44	Cecil Fielder	1991
<b>44</b>	<b>Miguel Cabrera</b>	<b>2012</b>
<b>44</b>	<b>Miguel Cabrera</b>	<b>2013</b>
41	Hank Greenberg	1940
41	Norm Cash	1961
40	Hank Greenberg	1937
40	Darrell Evans	1985

### RUNS BATTED IN (since 1920)

183	Hank Greenberg	1937
170	Hank Greenberg	1935
150	Hank Greenberg	1940
146	Hank Greenberg	1938
140	Rocky Colavito	1961
139	Harry Heilmann	1921
139	Hank Greenberg	1934
139	Magglio Ordoñez	2007
<b>139</b>	<b>Miguel Cabrera</b>	<b>2012</b>
137	Dale Alexander	1929
<b>137</b>	<b>Miguel Cabrera</b>	<b>2013</b>

### WALKS

137	Roy Cullenbine	1947
135	Eddie Yost	1959
132	Tony Phillips	1993
125	Eddie Yost	1960
124	Norm Cash	1961
122	Mickey Tettleton	1992
120	Eddie Lake	1947
119	Hank Greenberg	1938
118	Donie Bush	1915
118	Ty Cobb	1915

### STRIKEOUTS

182	Cecil Fielder	1990
181	Austin Jackson	2011
179	Justin Upton	2016
178	J.D. Martinez	2015
175	Rob Deer	1991
174	Curtis Granderson	2006
170	Brandon Inge	2009
170	Austin Jackson	2010
<b>160</b>	<b>Jeimer Candelario</b>	<b>2018</b>
158	Melvin Nieves	1996

### STOLEN BASES

96	Ty Cobb	1915
83	Ty Cobb	1911
78	Ron LeFlore	1979
76	Ty Cobb	1909
74	Brian Hunter	1997
68	Ty Cobb	1916
68	Ron LeFlore	1978
65	Ty Cobb	1910
61	Ty Cobb	1912
58	Ron LeFlore	1976

### SLUGGING PERCENTAGE

.683	Hank Greenberg	1938
.670	Hank Greenberg	1940
.668	Hank Greenberg	1937
.662	Norm Cash	1961
<b>.636</b>	<b>Miguel Cabrera</b>	<b>2013</b>
.632	Harry Heilmann	1923
.628	Hank Greenberg	1935
<b>.622</b>	<b>Miguel Cabrera</b>	<b>2010</b>
.622	Hank Greenberg	1939
.621	Ty Cobb	1911

### ON-BASE PERCENTAGE

.487	Norm Cash	1961
.486	Ty Cobb	1915
.481	Harry Heilmann	1923
.475	Harry Heilmann	1927
.468	Ty Cobb	1925
.467	Ty Cobb	1913
.467	Ty Cobb	1911
.462	Ty Cobb	1922
.458	Charlie Gehringer	1937
.458	Ty Cobb	1912

### PINCH HITS

19	Bob Fothergill	1929
18	Gates Brown	1968
17	Sammy Hale	1920
17	Vic Wertz	1962
16	Gates Brown	1974
15	Gus Zernial	1958
13	Billy Rhiel	1932
13	Pat Mullin	1953
13	Gates Brown	1966
13	Dalton Jones	1971

### CONSECUTIVE-GAME HIT STREAKS

#### (Within a Single Season)

40	Ty Cobb	1911
35	Ty Cobb	1917
30	Goose Goslin	1934
30	Ron LeFlore	1976
29	Dale Alexander	1930
29	Pete Fox	1935
27	Gee Walker	1937
27	Ron LeFlore	1978
26	John Stone	1930
25	Ty Cobb	1906
25	John Stone	1931



**PITCHING LEADERS**

**WINS**

31	Denny McLain	1968
29	George Mullin	1909
29	Hal Newhouser	1944
27	Dizzy Trout	1944
26	Hal Newhouser	1946
25	Wild Bill Donovan	1907
25	Ed Killian	1907
25	Hal Newhouser	1945
25	Mickey Lolich	1971
24	Ed Summers	1908
24	Hooks Dauss	1915
24	Schoolboy Rowe	1934
24	Denny McLain	1969
24	Justin Verlander	2011

**LOSSES**

23	George Mullin	1904
21	George Mullin	1905
21	Hooks Dauss	1920
21	Mickey Lolich	1974
21	Mike Maroth	2003
20	Ed Killian	1904
20	George Mullin	1907
20	Bobo Newsom	1941
20	Art Houtteman	1952
19	Herman Pillette	1923
19	Virgil Trucks	1952
19	Mickey Lolich	1970
19	Lerrin LaGrow	1974
19	Jeremy Bonderman	2003

**EARNED RUN AVERAGE**

(min. 1.0 IP Per Team Game)

1.64	Ed Summers	1908
1.71	Ed Killian	1909
1.78	Ed Killian	1907
1.81	Hal Newhouser	1945
1.91	Ed Siever	1902
1.94	Hal Newhouser	1946
1.96	Denny McLain	1968
1.97	Harry Coveleski	1916
2.02	Al Benton	1945
2.08	Wild Bill Donovan	1908

**GAMES**

88	Mike Myers	1997
88	Sean Runyan	1998
83	Mike Myers	1996
80	Guillermo Hernandez	1984
78	Jamie Walker	2003
75	Jose Valverde	2011
74	Guillermo Hernandez	1985
74	Phil Coke	2010
73	Fernando Rodney	2009
73	Joaquin Benoit	2012
73	Buck Farmer	2019

**GAMES STARTED**

45	Mickey Lolich	1971
44	George Mullin	1904
42	George Mullin	1907
42	Mickey Lolich	1973
41	George Mullin	1905
41	Denny McLain	1968
41	Denny McLain	1969
41	Mickey Lolich	1972
41	Joe Coleman	1974
41	Mickey Lolich	1974

**COMPLETE GAMES**

42	George Mullin	1904
35	Roscoe Miller	1901
35	George Mullin	1905
35	George Mullin	1906
35	George Mullin	1907
34	Wild Bill Donovan	1903
33	Ed Killian	1905
33	Dizzy Trout	1944
32	Ed Killian	1904
31	George Mullin	1903

**SHUTOUTS**

9	Denny McLain	1969
8	Ed Killian	1905
8	Hal Newhouser	1945
7	George Mullin	1904
7	Dizzy Trout	1944
7	Billy Hoelt	1955
6	Many times	

**SAVES**

49	Jose Valverde	2011
44	Francisco Rodriguez	2016
42	Todd Jones	2000
38	John Hiller	1973
38	Todd Jones	2007
37	Todd Jones	2006
37	Fernando Rodney	2009
35	Jose Valverde	2012
35	Joe Nathan	2014
32	Guillermo Hernandez	1984
32	Shane Greene	2018

**INNINGS PITCHED**

382.1	George Mullin	1904
376.0	Mickey Lolich	1971
357.1	George Mullin	1907
352.1	Dizzy Trout	1944
347.2	George Mullin	1905
336.0	Denny McLain	1968
332.0	Roscoe Miller	1901
331.2	Ed Killian	1904
330.0	George Mullin	1906
327.1	Mickey Lolich	1972

**HITS ALLOWED**

346	George Mullin	1907
345	George Mullin	1904
339	Roscoe Miller	1901
336	Mickey Lolich	1971
334	Ed Siever	1901
331	Hooks Dauss	1923
315	George Mullin	1906
315	Mickey Lolich	1973
314	Dizzy Trout	1944
310	Mickey Lolich	1974

**RUNS ALLOWED**

168	Roscoe Miller	1901
166	Ed Siever	1901
160	Joe Coleman	1974
158	Hooks Dauss	1920
155	George Mullin	1902
155	Mickey Lolich	1974
154	George Mullin	1904
153	George Mullin	1907
152	Vic Sorrell	1929
152	Earl Whitehill	1931

**EARNED RUNS ALLOWED**

142	Mickey Lolich	1974
137	Joe Coleman	1974
131	Howard Ehmke	1922
131	Mickey Lolich	1973
130	Vic Sorrell	1929
128	Bobo Newsom	1941
127	Hooks Dauss	1923
127	Roxie Lawson	1937
126	Earl Whitehill	1929
125	Jack Morris	1990

**HOME RUNS ALLOWED**

42	Denny McLain	1966
40	Jack Morris	1986
39	Jack Morris	1987
39	Matthew Boyd	2019
38	Jim Bunning	1963
38	Mickey Lolich	1974
37	Jim Bunning	1959
37	Jack Morris	1982
37	Dan Petry	1983
36	Mickey Lolich	1971

**WALKS**

158	Joe Coleman	1974
142	Paul Foytack	1956
138	George Mullin	1905
137	Hal Newhouser	1941
131	George Mullin	1904
124	Howard Ehmke	1920
124	Virgil Trucks	1949
122	Mickey Lolich	1969
119	Tommy Bridges	1932
118	Earl Whitehill	1931
118	Bobo Newsom	1941

**WALKS PER NINE INNINGS**

1.29	Fred Hutchinson	1951
1.33	Frank Kitson	1903
1.40	Dave Rozema	1977
1.53	Ed Siever	1902
1.64	Ed Summers	1908
1.66	Ed Summers	1909
1.69	Denny McLain	1968
1.70	Ed Siever	1907
1.71	Frank Kitson	1904
1.72	Jack Cronin	1901

**STRIKEOUTS**

308	Mickey Lolich	1971
280	Denny McLain	1968
275	Hal Newhouser	1946
271	Mickey Lolich	1969
269	Justin Verlander	2009
254	Justin Verlander	2016
252	Max Scherzer	2014
250	Mickey Lolich	1972
250	Justin Verlander	2011
240	Max Scherzer	2013

**STRIKEOUTS PER NINE INNINGS**

11.56	Matthew Boyd	2019
11.08	Max Scherzer	2012
10.29	Max Scherzer	2014
10.09	Justin Verlander	2009
10.08	Max Scherzer	2013
10.04	Justin Verlander	2016
9.99	Anibal Sanchez	2013
9.21	Justin Verlander	2017
9.03	Justin Verlander	2012
8.96	Justin Verlander	2011



# TIGERS SINGLE-SEASON ROOKIE TOP TEN

## BATTING LEADERS

### BATTING AVERAGE

.343	Dale Alexander	1929
.316	Dick Wakefield	1943
.314	Roy Johnson	1929
.311	Barney McCosky	1939
.308	Harvey Kuenn	1953
.308	Lu Blue	1921
.301	Hank Greenberg	1933
.300	Topper Rigney	1922
.293	Austin Jackson	2010
.291	Ricky Peters	1980

### GAMES PLAYED

162	Jake Wood	1961
157	Donie Bush	1909
155	Topper Rigney	1922
155	Dale Alexander	1929
155	Dick Wakefield	1943
155	Harvey Kuenn	1953
154	Milt Cuyler	1991
153	Lu Blue	1921
151	Steve Kemp	1977
151	Austin Jackson	2010

### AT-BATS

679	Harvey Kuenn	1953
663	Jake Wood	1961
640	Roy Johnson	1929
633	Dick Wakefield	1943
626	Dale Alexander	1929
618	Austin Jackson	2010
611	Barney McCosky	1939
590	Harry Davis	1932
585	Lu Blue	1921
575	Joe Hoover	1943

### RUNS

128	Roy Johnson	1929
120	Barney McCosky	1939
114	Donie Bush	1909
110	Dale Alexander	1929
103	Lu Blue	1921
103	Austin Jackson	2010
96	Jake Wood	1961
94	Harvey Kuenn	1953
92	Harry Davis	1932
91	Dick Wakefield	1943

### HITS

215	Dale Alexander	1929
209	Harvey Kuenn	1953
201	Roy Johnson	1929
200	Dick Wakefield	1943
190	Barney McCosky	1939
181	Austin Jackson	2010
180	Lu Blue	1921
171	Jake Wood	1961
161	Topper Rigney	1922
159	Harry Davis	1932

### TOTAL BASES

363	Dale Alexander	1929
304	Roy Johnson	1929
275	Dick Wakefield	1943
263	Barney McCosky	1939
262	Harvey Kuenn	1953
250	Lu Blue	1921
249	Jake Wood	1961
247	Matt Nokes	1987
247	Austin Jackson	2010
244	Rudy York	1937

### EXTRA-BASE HITS

83	Dale Alexander	1929
69	Roy Johnson	1929
56	Rudy York	1937
53	Dick Wakefield	1943
51	Barney McCosky	1939
51	Steve Kemp	1977
49	Lu Blue	1921
49	Harry Davis	1932
48	Hank Greenberg	1933
48	Matt Nokes	1987
48	Austin Jackson	2010
48	Niko Goodrum	2018

### DOUBLES

45	Roy Johnson	1929
43	Dale Alexander	1929
38	Dick Wakefield	1943
34	Austin Jackson	2010
33	Lu Blue	1921
33	Hank Greenberg	1933
33	Barney McCosky	1939
33	Harvey Kuenn	1953
32	Harry Davis	1932
31	Nicholas Castellanos	2014

### TRIPLES

17	Charlie Gehringer	1926
15	Dale Alexander	1929
14	Roy Johnson	1929
14	Barney McCosky	1939
14	Jake Wood	1961
13	Harry Davis	1932
13	Pete Fox	1933
11	Charlie Carr	1903
11	Lu Blue	1921
11	Jackie Tavener	1925
11	Liz Funk	1930
11	Bill Tuttle	1954

### HOME RUNS

35	Rudy York	1937
32	Matt Nokes	1987
27	Tony Clark	1996
25	Dale Alexander	1929
23	Craig Monroe	2003
22	<b>Eric Haase</b>	<b>2021</b>
18	Norm Cash	1960
18	Steve Kemp	1977
18	Gabe Kapler	1999
18	Eric Munson	2003

### RUNS BATTED IN (since 1920)

137	Dale Alexander	1929
103	Rudy York	1937
88	Steve Kemp	1977
87	Hank Greenberg	1933
87	Matt Nokes	1987
79	Dick Wakefield	1943
75	Lu Blue	1921
74	Harry Davis	1932
73	Johnny Groth	1949
72	Tony Clark	1996

### WALKS

103	Lu Blue	1921
88	Donie Bush	1909
71	Steve Kemp	1977
70	Barney McCosky	1939
68	Topper Rigney	1922
68	Steve Boros	1961
68	Jason Thompson	1976
67	Roy Johnson	1929
65	Johnny Groth	1949
65	Norm Cash	1960

### STRIKEOUTS

170	Austin Jackson	2010
141	Jake Wood	1961
140	Nicholas Castellanos	2014
132	Niko Goodrum	2018
127	Tony Clark	1996
<b>122</b>	<b>Akil Baddoo</b>	<b>2021</b>
<b>119</b>	<b>Eric Haase</b>	<b>2021</b>
107	Bobby Higginson	1995
103	Christin Stewart	2019
101	Joe Hoover	1943

### STOLEN BASES

53	Donie Bush	1909
41	Milt Cuyler	1991
30	Jake Wood	1961
28	Baldy Louden	1912
27	Austin Jackson	2010
23	George Burns	1914
23	Ron LeFlore	1974
22	Bobby Veach	1913
21	Quintin Berry	2012
20	Delos Drake	1911
20	Roy Johnson	1929
20	Barney McCosky	1939
20	Kimera Barte	1996

### ON-BASE PERCENTAGE

.416	Lu Blue	1921
.397	Dale Alexander	1929
.384	Barney McCosky	1939
.380	Topper Rigney	1922
.380	Donie Bush	1909
.379	Roy Johnson	1929
.377	Dick Wakefield	1943
.369	Ricky Peters	1980
.367	Hank Greenberg	1933
.361	Lou Whitaker	1978

### SLUGGING PERCENTAGE

.580	Dale Alexander	1929
.536	Matt Nokes	1987
.475	Roy Johnson	1929
.468	Hank Greenberg	1933
.434	Dick Wakefield	1943
.430	Barney McCosky	1939
.427	Lu Blue	1921
.424	Pete Fox	1933
.422	Steve Kemp	1977
.416	Brennan Boesch	2010





**PITCHING LEADERS**

**WINS**

24	Ed Summers	1908
23	Roscoe Miller	1901
19	Herman Pilette	1922
19	Mark Fidrych	1976
18	Ed Siever	1901
17	Earl Whitehill	1924
17	Justin Verlander	2006
15	Dave Rozema	1977
14	Virgil Trucks	1942
14	Frank Lary	1955
14	Rick Porcello	2009

**LOSSES**

19	Jeremy Bonderman	2003
17	<b>Spencer Turnbull</b>	<b>2019</b>
16	George Mullin	1902
16	Tommy Bridges	1931
15	Ed Siever	1901
15	Frank Lary	1955
14	Rudy Kallio	1918
14	Rufe Gentry	1944
13	Roscoe Miller	1901
13	George Zuverink	1954
13	Ray Bare	1975
13	Felipe Lira	1995

**EARNED RUN AVERAGE**

(min. 1.0 IP Per Team Game)

1.64	Ed Summers	1908
2.34	Mark Fidrych	1976
2.48	Hooks Dauss	1913
2.74	Virgil Trucks	1942
2.85	Herman Pilette	1922
2.91	Hal White	1942
2.95	Roscoe Miller	1901
3.09	Dave Rozema	1977
3.10	Frank Lary	1955
3.11	Bernie Boland	1915

**GAMES**

88	Sean Runyan	1998
83	Mike Myers	1996
66	Chris Spurling	2003
65	Mike Munoz	1992
62	Joel Zumaya	2006
61	Chuck Seelbach	1972
55	Mike Henneman	1987
55	Daniel Stumpf	2017
53	Ryan Perry	2009
49	Masao Kida	1999
49	Brad Thomas	2010

**GAMES STARTED**

37	Herman Pilette	1922
36	Roscoe Miller	1901
33	Ed Siever	1901
32	Ed Summers	1908
32	Earl Whitehill	1924
31	Frank Lary	1955
31	Vern Ruhle	1975
31	Brian Moehler	1997
31	Rick Porcello	2009
30	George Mullin	1902
30	Rufe Gentry	1944
30	Justin Verlander	2006
30	<b>Spencer Turnbull</b>	<b>2019</b>
30	Casey Mize	2021

**COMPLETE GAMES**

35	Roscoe Miller	1901
30	Ed Siever	1901
25	George Mullin	1902
24	Mark Fidrych	1976
23	Ed Summers	1908
22	Hooks Dauss	1913
18	Herman Pilette	1922
16	Earl Whitehill	1924
16	Sam Gibson	1926
16	Frank Lary	1955
16	Dave Rozema	1977

**SHUTOUTS**

5	Ed Summers	1908
4	Herman Pilette	1922
4	Hal White	1942
4	Mike Kilkenny	1969
4	Mark Fidrych	1976
3	Roscoe Miller	1901
3	Sailor Stroud	1910
3	Stubby Overmire	1943
3	Rufe Gentry	1944
3	Vern Ruhle	1975

**SAVES**

14	Chuck Seelbach	1972
12	Terry Fox	1961
10	Mike Marshall	1967
9	Fred Lasher	1967
8	Jess Doyle	1925
7	Jim Middleton	1921
7	Fred Gladding	1963
7	Fred Gladding	1964
7	Pat Dobson	1968
7	Daryl Patterson	1968
7	Mike Henneman	1987

**INNINGS PITCHED**

332.0	Roscoe Miller	1901
301.0	Ed Summers	1908
288.2	Ed Siever	1901
274.2	Herman Pilette	1922
260.0	George Mullin	1902
250.1	Mark Fidrych	1976
235.0	Frank Lary	1955
233.0	Earl Whitehill	1924
225.0	Hooks Dauss	1913
218.1	Dave Rozema	1977

**HITS ALLOWED**

339	Roscoe Miller	1901
334	Ed Siever	1901
282	George Mullin	1902
271	Ed Summers	1908
270	Herman Pilette	1922
260	Earl Whitehill	1924
232	Ken Holloway	1923
232	Frank Lary	1955
222	Dave Rozema	1977
217	Mark Fidrych	1976

**RUNS ALLOWED**

168	Roscoe Miller	1901
166	Ed Siever	1901
155	George Mullin	1902
125	Earl Whitehill	1924
120	Tommy Bridges	1931
118	Jeremy Bonderman	2003
117	Ken Holloway	1923
113	Ed Lafitte	1911
112	Ed Summers	1908
110	Herman Pilette	1922

**EARNED RUNS ALLOWED**

109	Roscoe Miller	1901
106	George Mullin	1902
104	Ed Siever	1901
101	Jeff Weaver	1999
100	Earl Whitehill	1924
100	Jeremy Bonderman	2003
96	Ken Holloway	1923
96	Tommy Bridges	1931
96	Rufe Gentry	1944
91	Vic Sorrell	1928
91	Brian Moehler	1997

**HOME RUNS ALLOWED**

35	<b>Tarik Skubal</b>	<b>2021</b>
29	Jerry Ujdr	1982
28	Armando Galarraga	2008
27	Jeff Weaver	1999
25	Dave Rozema	1977
24	<b>Casey Mize</b>	<b>2021</b>
23	Jeremy Bonderman	2003
23	Rick Porcello	2009
22	George Zuverink	1954
22	Brian Moehler	1997

**WALKS**

108	Tommy Bridges	1931
108	Rufe Gentry	1944
98	Roscoe Miller	1901
98	Les Cain	1970
95	George Mullin	1902
95	Herman Pilette	1922
89	Frank Lary	1955
83	Vic Sorrell	1928
82	Hooks Dauss	1913
82	Hal White	1942

**STRIKEOUTS**

164	<b>Tarik Skubal</b>	<b>2021</b>
156	Les Cain	1970
146	<b>Spencer Turnbull</b>	<b>2019</b>
132	<b>Michael Fulmer</b>	<b>2016</b>
126	Armando Galarraga	2008
124	Justin Verlander	2006
118	<b>Casey Mize</b>	<b>2021</b>
114	Jeff Weaver	1999
108	Jeremy Bonderman	2003
107	Hooks Dauss	1913



# TIGERS CAREER TOP TEN

## GAMES PLAYED BY POSITION

### CATCHER

Bill Freehan	1,581
Oscar Stangne	1,072
Lance Parrish	1,039
Johnny Bassler	729
Alex Avila	683
Ray Hayworth	642
Bob Swift	629
Birdie Tebbetts	620
Ivan Rodriguez	578
Larry Woodall	484

### FIRST BASE

Norm Cash	1,912
<b>Miguel Cabrera</b>	<b>1,195</b>
Hank Greenberg	1,019
Rudy York	945
Lu Blue	894
Cecil Fielder	748
Tony Clark	681
Jason Thompson	602
Dave Bergman	582
George Burns	469

### SECOND BASE

Lou Whitaker	2,308
Charlie Gehringer	2,209
Dick McAuliffe	918
Ralph Young	874
Damion Easley	794
Frank Bolling	779
Placido Polanco	625
Ian Kinsler	599
Eddie Mayo	544
Germany Schaefer	483

### SHORTSTOP

Alan Trammell	2,139
Donie Bush	1,845
Billy Rogell	1,148
Harvey Kuenn	747
Deivi Cruz	702
Dick McAuliffe	663
Charley O'Leary	632
Ed Brinkman	628
Johnny Lipon	590
José Iglesias	549

### THIRD BASE

Aurelio Rodriguez	1,236
Don Wert	1,036
Brandon Inge	999
Tom Brookens	979
Pinky Higgins	842
George Kell	826
Bob Jones	774
Travis Fryman	768
Marv Owen	717
George Moriarty	633

### OUTFIELD

Ty Cobb	2,722
Al Kaline	2,488
Sam Crawford	1,906
Bobby Veach	1,565
Harry Heilmann	1,485
Mickey Stanley	1,289
Bobby Higginson	1,274
Jim Northrup	1,190
Willie Horton	1,179
Chet Lemon	1,170

### DESIGNATED HITTER

Victor Martinez	835
Rusty Staub	420
<b>Miguel Cabrera</b>	<b>338</b>
Dmitri Young	299
Kirk Gibson	293
Willie Horton	265
Darrell Evans	253
Cecil Fielder	237
Gary Sheffield	225
Johnny Grubb	151

### PITCHER

John Hiller	545
Hooks Dauss	538
Mickey Lolich	508
Dizzy Trout	493
Mike Henneman	491
Todd Jones	480
Hal Newhouser	460
George Mullin	435
Jack Morris	430
Tommy Bridges	424

## TOP TIGERS SINGLE-SEASON ERRORLESS STREAKS (SINCE 1957)

### CATCHER

James McCann	112	4/8-10/3/2015
Matt Nokes	81	4/28-9/5/1987
Mickey Tettleton	81	5/23-10/3/1992
Bill Freehan	77	4/6-7/16/1970
Dick Brown	75	4/9-7/22/1962
Bill Freehan	74	7/4-9/28/1971
Bill Freehan	72	6/13-8/28/1964
Ivan Rodriguez	67	4/3-7/14/2006
Bill Freehan	65	4/24-7/20/1965
Alex Avila	65	5/31-9/12/2010

### FIRST BASE

Miguel Cabrera	91	5/13-9/23/2017
Darrell Evans	82	5/23-10/4/1987
Sean Casey	80	5/1-8/10/2007
Enos Cabell	72	4/5-8/2/1983
<b>Miguel Cabrera</b>	<b>67</b>	<b>6-13/9/20/2014</b>
Prince Fielder	61	7/21-9/29/2013
<b>Miguel Cabrera</b>	<b>59</b>	<b>8/2-10/6/2009</b>
Prince Fielder	59	6/8-8/13/2012
Carlos Pena	57	7/15-9/28/2004
<b>Miguel Cabrera</b>	<b>56</b>	<b>4/6-6/6/2015</b>

### SECOND BASE

Placido Polanco	141	4/2-9/30/2007
Frank Bolling	72	5/18-8/28/1959
Lou Whitaker	68	4/15-7/3/1990
Placido Polanco	67	5/13-8/6/2009
Scott Fletcher	63	4/26-9/29/1995
Dick McAuliffe	61	7/14-9/20/1968
Damion Easley	60	4/3-7/20/2000
Ramon Santiago	59	4/3-9/4/2011
Damion Easley	58	5/14-7/20/1998
Placido Polanco	53	8/8-10/6/2009

### THIRD BASE

Dawel Lugo	51	5/26-9/10/2019
Don Wert	49	5/14-7/4/1965
Aurelio Rodriguez	48	8/3-9/23/1972
Brandon Inge	48	4/3-9/26/2008
<b>Jeimer Candelario</b>	<b>47</b>	<b>5/28-8/1/2021</b>
Travis Fryman	46	4/4-5/26/1996
Aurelio Rodriguez	43	6/9-7/27/1978
<b>Harold Castro</b>	<b>43</b>	<b>4/29-10/2/2021</b>
Tom Brookens	41	5/14-9/29/1984
Steve Boros	40	6/22-9/13/1961
Travis Fryman	40	5/3-6/16/1994
Travis Fryman	40	8/13-9/24/1995
Joe Randa	40	4/30-6/13/1998
Andrew Romine	40	4/16-9/30/2016

### SHORTSTOP

Jhonny Peralta	75	6/21-9/18/2012
Eddie Brinkman	72	5/21-8/4/1972
Eddie Brinkman	56	7/28-9/22/1971
Alan Trammell	51	5/10-7/12/1980
Jhonny Peralta	50	6/10-9/29/2013
Deivi Cruz	48	6/23-8/19/1997
Ramon Santiago	47	7/1-8/27/2003
Alan Trammell	42	4/8-5/29/1985
Deivi Cruz	42	7/30-9/14/1999
José Iglesias	41	4/5-5/24/2016

### OUTFIELD

<b>Robbie Grossman</b>	<b>145</b>	<b>4/1-10/2/2021</b>
Magglio Ordonez	140	4/7-9/30/2007
Charlie Maxwell	134	4/20-9/29/1957
Mickey Stanley	132	4/12-10/1/1970
Mickey Stanley	131	4/13-9/22/1968
Al Kaline	129	4/6-9/24/1971
Chet Lemon	107	4/8-8/24/1985
Charlie Maxwell	106	5/28-10/2/1960
Al Kaline	106	5/26-9/28/1966
Austin Jackson	103	4/5-8/24/2012
Luis Gonzalez	100	3/31-7/29/1998

---

# ***ALL-STAR GAME HISTORY***

---





# ALL-STAR GAMES IN DETROIT

## JULY 8, 1941 AMERICAN LEAGUE 7, NATIONAL LEAGUE 5

Detroit hosted the ninth All-Star Game at Briggs Stadium on July 8, 1941. The game was attended by nearly 55,000 fans and they were rewarded as the American League squad rallied for a 5-2 deficit with one run in the eighth inning and four runs in the ninth to defeat the National League. The comeback was capped by a three-run home run off the facing of the right field roof by Hall-of-Famer Ted Williams. Williams would later characterize the home run as one of the most exciting moments of his career. Arky Vaughan led the National League offense in the loss, becoming the first player in All-Star history to hit two home runs in a game while adding a single and four RBI.

Three Tigers players were selected to play in the contest, including first baseman Rudy York, catcher Birdie Tebbetts and righthanded pitcher Al Benton. York was the only Tigers player to appear in the game, finishing 1x3. The American League squad was managed by Tigers skipper Del Baker while Tigers coach Merv Shea served as one of the coaches.

The 1941 All-Star Game also marked the first time brothers had appeared together in a Midsummer Classic. Joe and Dom DiMaggio both appeared in the game for the American League with Joe finishing 1x4 with three runs scored and a RBI and Dom finishing 1x1 with a RBI.

NATIONAL LEAGUE					
	AB	R	H	RBI	
Hack (CHC), 3b.....	2	0	0	0	
q-Lagetta (BRO), 3b.....	2	0	0	0	
Moore (STL), lf.....	5	0	0	1	
Reiser (BRO), cf.....	4	0	0	0	
Mize (STL), 1b.....	4	1	1	0	
p-F. McCormick (CIN), 1b.....	0	0	0	0	
Nicholson (CHC), rf.....	1	0	0	0	
d-Elliott (PIT), rf.....	1	0	0	0	
Slaughter (STL), rf.....	2	1	1	0	
r-Vaughan (PIT), ss.....	4	2	3	4	
Miller (MIL), ss.....	0	0	0	0	
Frey (CIN), 2b.....	1	0	1	0	
e-Herman (BRO), 2b.....	3	0	2	0	
Owen (BRO), c.....	1	0	0	0	
b-Lopez (PIT), c.....	1	0	0	0	
m-Danning (NY), c.....	1	0	0	0	
Wyatt (BRO), p.....	0	0	0	0	
a-Ott (NY), ph.....	1	0	0	0	
Derringer (CIN), p.....	0	0	0	0	
F. Walters (CIN), p.....	1	1	0	0	
l-Medwick (STL), ph.....	1	0	0	0	
Passau (CHC), p.....	1	0	0	0	
<b>Totals</b> .....	<b>35</b>	<b>5</b>	<b>10</b>	<b>5</b>	

AMERICAN LEAGUE					
	AB	R	H	RBI	
Doerr (BOS), 2b.....	3	0	0	0	
g-Gordon (NY), 2b.....	2	1	1	0	
Travis (WAS), 3b.....	4	1	1	0	
J. DiMaggio (NY), cf.....	4	3	1	1	
Williams (BOS), lf.....	4	1	2	4	
Heath (CLE), rf.....	2	0	0	0	
k-D. DiMaggio (BOS), rf.....	1	0	1	1	
Cronin (BOS), ss.....	2	0	0	0	
h-Boudreau (CLE), ss.....	2	0	2	1	
York (DET), 1b.....	3	0	1	0	
Fox (BOS), 1b.....	1	0	0	0	
Dickey (NY), c.....	3	0	1	0	
o-Hayes (PHI), c.....	1	0	0	0	
Feller (CLE), p.....	0	0	0	0	
c-Cullenbine (STL) ph.....	1	0	0	0	
Lee (CWS), p.....	1	0	0	0	
j-Hudson (WAS), p.....	0	0	0	0	
n-Keller (NY), p.....	1	0	0	0	
E. Smith (CWS), p.....	0	0	0	0	
s-Kelner (CLE), ph.....	1	1	1	0	
<b>Totals</b> .....	<b>36</b>	<b>7</b>	<b>11</b>	<b>7</b>	

a-Struck out for Wyatt in 3rd; b-Replaced Owen at C in 3rd; c-Grounded out for Feller in 3rd; d-Replaced Nicholson at RF in 4th; e-Singled for Frey in 5th; f-Replaced Derringer at P in 5th; g-Replaced Doerr at 2B in 5th; h-Replaced Cronin at SS in 5th; i-Replaced Elliott at RF in 6th; j-Replaced Lee at P in 7th; k-Replaced Heath at RF in 7th; l-Grounded out for Walters in 7th; m-Replaced Lopez at C in 7th; n-Struck out for Hudson in 7th; o-Replaced Dickey at C in 8th; p-Replaced Mize at 1B in 8th; q-Grounded out for Hack in 9th; r-Replaced Vaughan at SS in 9th; s-Singled for Smith in 9th.

E-Reiser 2, Williams, Heath, E. Smith. **LOB-National 6, American 7.** 2B-Travis, Williams, Walters, Herman, Mize, J. DiMaggio. **HR-Vaughan 2, Williams, S-Hack, Lopez.**

National	IP	H	R	ER	BB	SO
Wyatt.....	2.0	0	0	0	1	0
Derringer.....	2.0	2	1	1	0	1
Walters.....	2.0	3	1	1	2	2
Passau (L).....	2.2	6	5	5	1	3
<b>Totals</b> .....	<b>8.2</b>	<b>11</b>	<b>7</b>	<b>11</b>	<b>3</b>	<b>2</b>

American	IP	H	R	ER	BB	SO
Feller.....	3.0	1	0	0	0	4
Lee.....	3.0	4	1	1	0	0
Hudson.....	1.0	3	2	2	1	1
Smith (W).....	2.0	2	2	2	0	2
<b>Totals</b> .....	<b>9.0</b>	<b>10</b>	<b>5</b>	<b>10</b>	<b>1</b>	<b>7</b>

T-2:34. A-54,674. **Umpires**-Summers, Grieve (AL); Jorda, Pinelli (NL).

## JULY 10, 1951 NATIONAL LEAGUE 8, AMERICAN LEAGUE 3

Briggs Stadium hosted the 18th All-Star Game on July 10, 1951 as the Midsummer Classic was again played in Detroit. Over 52,000 fans were in attendance and witnessed a home run barrage as the National League squad thumped a then All-Star record four roundtrippers to defeat the American League 8-3 and claim their second consecutive victory for the first time in All-Star history. The American League chipped in two home runs to raise the game total to six, establishing what was then an All-Star record.

Ralph Kiner drilled a two-run homer for the National League in the eighth inning, which made him the only player in history to homer in three consecutive All-Star games. Stan Musial also established a new All-Star record by being caught stealing twice.

The Tigers were represented by third baseman George Kell, outfielder Vic Wertz and righthanded pitcher Fred Hutchinson. Kell started the game at third base and drilled a solo home run while Wertz started the game in right field and also connected for a solo roundtripper. Hutchinson worked three innings in the loss, allowing three runs on three hits while issuing two walks.

NATIONAL LEAGUE					
	AB	R	H	RBI	
Ashburn (PHI), cf.....	4	2	2	0	
l-Snyder (BRO), cf.....	0	0	0	0	
Dark (NY), ss.....	5	0	1	0	
k-Reese (BRO), ss.....	0	0	0	0	
Musial (STL), lf-rf.....	4	1	2	1	
s-Westlake (STL), lf.....	0	0	0	0	
J. Robinson (BRO), 2b.....	4	1	2	0	
r-Schoendienst (STL), 2b.....	0	0	0	0	
Hodges (MIL), 1b.....	2	2	2	2	
Elliott (MIL), 3b.....	2	1	1	2	
c-Jones (PHI), 3b.....	2	0	0	0	
Ennis (PHI), rf.....	2	0	0	0	
d-Kiner (PIT), lf.....	2	1	1	0	
m-Wyrostek (CIN), lf.....	1	0	0	0	
Campanella (BRO), c.....	4	0	0	0	
Roberts (PHI), p.....	0	0	0	0	
a-Slaughter (STL), ph.....	1	0	0	0	
Maglie (NY), p.....	1	0	0	0	
F-Newcombe (BRO), p.....	2	0	1	0	
q-Blackwell (CIN), p.....	0	0	0	0	
<b>Totals</b> .....	<b>39</b>	<b>8</b>	<b>12</b>	<b>5</b>	

AMERICAN LEAGUE					
	AB	R	H	RBI	
D. DiMaggio (BOS), cf.....	5	0	1	0	
Fox (CWS), 2b.....	3	0	1	0	
j-Doerr (BOS), ph-2b.....	1	0	1	0	
Kell (DET), 3b.....	3	1	1	1	
Williams (BOS), lf.....	3	0	1	0	
o-Busby (CWS), lf.....	0	0	0	0	
Berra (NY), c.....	4	1	1	0	
Wertz (DET), rf.....	3	1	1	1	
h-Rizzuto (NY), ss.....	1	0	1	0	
Fain (PHI), 1b.....	3	0	1	1	
n-E. Robinson (CWS), 1b.....	1	0	0	0	
Carrasquel (CWS), ss.....	2	0	1	0	
g-Minoso (CWS), ph-rf.....	2	0	0	0	
Garver (STL), p.....	1	0	0	0	
b-Lopat (NY), p.....	0	0	0	0	
e-Doby (CLE), ph.....	1	0	0	0	
Hutchinson (DET), p.....	0	0	0	0	
i-Stephens (BOS), p.....	1	0	0	0	
Parnell (BOS), p.....	0	0	0	0	
p-Lemon (CLE), p.....	0	0	0	0	
t-Hegan (CLE), ph.....	1	0	1	0	
<b>Totals</b> .....	<b>35</b>	<b>3</b>	<b>10</b>	<b>3</b>	

a-Lined out for Roberts in 3rd; b-Replaced Garver at P in 4th; c-Replaced Elliott at 3B in 4th; d-Replaced Ennis at LF in 4th; e-Popped out for Lopat at 4th; f-Replaced Maglie at P in 6th; g-Grounded out for Carrasquel in 6th; h-Replaced Wertz at SS; i-Struck out for Hutchinson in 7th; j-Singled for Fox in the 7th; k-Replaced Dark at SS in 8th; l-Replaced Ashburn at CF in 8th; m-Replaced Kiner at RF in 8th; n-Grounded out for Fain in 8th; o-Replaced Williams at LF in 9th; p-Replaced Parnell at P in 9th; q-Replaced Newcombe at P in 9th; r-Replaced Robinson at 2B in 9th; s-Replaced Musial at LF in 9th; t-Doubled for Lemon in 9th.

E-J. Robinson, Berra, Fox. **LOB-National 8, American 9.** 2B-Ashburn, Hegan. 3B-Fain, Williams. **HR**-Musial, Elliott, Wertz, Kell, Hodges, Kiner 5-Kell. **PB**-Campanella.

National	IP	H	R	ER	BB	SO
Roberts.....	2.0	4	1	1	1	1
Maglie (W).....	3.0	3	2	2	1	1
Newcombe.....	3.0	2	0	0	0	3
Blackwell.....	1.0	1	0	0	1	2
<b>Totals</b> .....	<b>9.0</b>	<b>10</b>	<b>3</b>	<b>10</b>	<b>5</b>	<b>7</b>

American	IP	H	R	ER	BB	SO
Garver.....	3.0	1	1	0	0	1
Lopat (L).....	1.0	3	3	3	0	0
Hutchinson.....	3.0	3	3	3	2	0
Parnell.....	1.0	3	1	1	1	1
Lemon.....	1.0	2	0	0	1	1
<b>Totals</b> .....	<b>9.0</b>	<b>10</b>	<b>5</b>	<b>10</b>	<b>4</b>	<b>3</b>

T-2:41. A-52,075. **Umpires**-Passarella, Hurley, Honochick (AL); Robb, Jorda, Dascoli (NL).

# ALL-STAR GAMES IN DETROIT



## JULY 13, 1971 AMERICAN LEAGUE 6, NATIONAL LEAGUE 4

The All-Star Game returned to Detroit on July 13, 1971 as the best players in baseball flocked to Tiger Stadium for the 42nd Midsummer Classic. The American League squad hit three home runs to take the 6-4 victory and snap an eight-game losing streak. Reggie Jackson provided the memorable moment when he crushed a Dock Ellis delivery off the light tower in right field for a two-run homer.

The National League hit three home runs as the two teams matched a then All-Star record with a combined six home runs, all by Hall-of-Fame players (Hank Aaron, Johnny Bench, Roberto Clemente, Jackson, Harmon Killebrew, Frank Robinson).

Robinson was named as the game's Most Valuable Player after finishing the game 1x2 with a home run and two RBI. Robinson's home run made him the first player in All-Star history to hit a home run for both the American and National League.

The Tigers were represented by first baseman Norm Cash, catcher Bill Freehan, outfielder Al Kaline and lefthanded pitcher Mickey Lolich. Cash started at first base and finished 0x2, while Freehan started behind the plate and went hitless in three trips to the plate. Kaline entered the game, playing right field, in the sixth inning and finished the game 1x2 with a run scored. Lolich worked the final two innings, allowing one run on one hit, while striking out one.

NATIONAL LEAGUE						AMERICAN LEAGUE								
	AB	R	H	RBI		AB	R	H	RBI		AB	R	H	RBI
Mays (SF), cf	2	0	0	0	Carew (MIN), 2b	1	1	0	0	b- Rojas (KC), 2b	1	0	0	0
d- Clemente (PIT), rf	2	1	1	1	Murcer (NYY), cf	1	0	0	0	k- Cuellar (BAL), p	0	0	0	0
t- Millan (ATL), 2b	0	0	0	0	o- Buford (BAL), ph	1	0	0	0	Lolich (DET), p	0	0	0	0
Aaron (ATL), rf	2	1	1	1	Fastrzemeski (BOS), lf	3	0	0	0	F. Robinson (BAL), rf	2	1	1	2
c- May (CIN), 1b	1	0	0	0	j- Kaline (DET), rf	2	1	0	0	Cash (DET), 1b	2	0	0	0
Torre (STL), 3b	3	0	0	0	g- Killebrew (MIN), 1b	2	1	1	2	B. Robinson (BAL), 3b	3	0	1	0
r- Santo (CHC), 3b	1	0	0	0	Freehan (DET), c	3	0	0	0	Freehan (DET), c	3	0	0	0
Stargell (PIT), lf	2	1	0	0	p- Munson (NYY), c	0	0	0	0	Aparicio (BOS), ss	3	1	0	0
Brook (STL), ph	1	0	0	0	Blue (OAK), p	0	0	0	0	Blue (OAK), p	1	1	1	2
McCovey (SF), 1b	2	0	0	0	a- Jackson (OAK), ph	1	1	1	2	Palmer (BAL), p	0	0	0	0
e- Marichal (SF), p	0	0	0	0	F- Howard (WAS), ph	1	0	0	0	i- Otis (KC), cf	1	0	0	0
l- Kessinger (CHC), ss	2	0	0	0	Totals	29	6	7	6					
Bench (CIN), c	4	1	2	2										
Beckert (CHC), 2b	3	0	0	0										
s- Rose (CIN), rf	0	0	0	0										
Harrelson (NY), ss	2	0	0	0										
m- Jenkins (CHC), p	0	0	0	0										
n- Colbert (SD), ph	1	0	0	0										
Wilson (HOU), p	0	0	0	0										
Ellis (PIT), cf	1	0	0	0										
b- Davis (LA), p	1	0	1	0										
q- Bonds (SF), cf	1	0	0	0										
Totals	34	4	5	4										

a- Homered for Blue in 3rd; b- Entered at CF in 4th; c- Entered at 1B in 4th; d- Entered at RF in 4th; e- Entered at 1B in 4th; f- Grounded out for Palmer in 5th; g- Replaced Cash at 1B in 6th; h- Replaced Carew at 2B in 6th; i- Entered at CF in 6th; j- Replaced Robinson at RF in 6th; k- Entered at P in 6th; l- Entered at SS in 6th; m- Entered at P in 6th; n- Struck out for Jenkins in 7th; o- Struck out for Cuellar in 7th; p- Replaced Freehan at C in 8th; q- Struck out for Davis in 8th; r- Grounded out for Torre in 8th; s- Entered at RF in 8th; t- Entered at 2B in 8th.

E- None. LOB- National 2, American 2. HR- Bench, Aaron, Clemente, Jackson, F. Robinson, Killebrew. HBP- Stargell (by Blue).

National	0	2	1	0	0	0	0	1	0	4	5	0	
American	0	0	4	0	0	2	0	0	X	6	7	0	
National	IP	H	R	ER	BB	SO	American	IP	H	R	ER	BB	SO
Ellis (L)	3.0	4	4	4	1	2	Blue (W)	3.0	2	3	3	0	3
Marichal	2.0	0	0	0	1	1	Palmer	2.0	1	0	0	0	2
Jenkins	1.0	3	2	2	0	0	Cuellar	2.0	1	0	0	1	2
Wilson	2.0	0	0	0	1	2	Lolich (S)	2.0	1	1	0	1	0

T-2:05. A-53,559. Umpires-Umont, O'Donnell, Denkinger (AL); Pryor, Harvey, Colosi (NL).

## JULY 12, 2005 AMERICAN LEAGUE 7, NATIONAL LEAGUE 5

The All-Star Game made its return to Detroit and first visit to Comerica Park on July 12, 2005 for the 76th Midsummer Classic. The American League jumped out to an early 7-0 lead and held on for the 7-5 victory. The victory was the eighth consecutive for the American League and raised their record to 3-1 in All-Star Games played in Detroit.

Miguel Tejada led the American League offensive attack with a two-run homer and played solid defense at shortstop to earn the game's most valuable player award. David Ortiz was the only player in the game to collect multiple hits, finishing 2x3 with a pair of singles and a RBI.

Andrew Jones led the National League offense with two runs scored, a home run and two RBI. Derrek Lee, Moises Alou and Luis Gonzalez each chipped in with doubles to round out the offensive attack for the National League.

Mark Buehrle started for the American League and worked two scoreless innings to earn the victory. John Smoltz allowed a solo home run to Tejada to take the loss. Mariano Rivera struck out Morgan Ensberg to end the game and earn the save.

The Tigers were represented by catcher Ivan Rodriguez, who was named to his 12th All-Star team. Rodriguez entered the game behind the plate in the fifth inning and finished 0x1 with a walk in his two trips to the plate.

NATIONAL LEAGUE						AMERICAN LEAGUE								
	AB	R	H	RBI		AB	R	H	RBI		AB	R	H	RBI
Abreu (PHI), rf	2	0	1	0	Damon (BOS), cf	2	1	1	0	b- Suzuki (SEA), cf-rr	2	0	1	2
e- Rollins (PHI), ss	1	0	1	0	A. Rodriguez (NYY), 3b	2	1	1	0	d- Mora (BAL), 3b	1	0	0	0
a- Gonzalez (FLA), ph	1	1	1	1	s- Hillenbrand (TOR), 3b	0	0	0	0	Ortiz (BOS), dh	3	0	2	1
Beltran (NYM), lf	3	0	0	0	r- Sweeney (KC), ph-dh	1	0	0	0	M. Ramirez (BOS), lf	2	0	0	0
f- LoDuca (FLA), c	2	0	0	0	c- Anderson (LAA), lf	3	0	0	0	Tejada (BAL), ss	3	1	2	2
Pujols (STL), dh	2	0	1	0	y- Young (TEX), ss	1	0	0	0	Guerrero (LAA), rf	3	1	1	0
k- C. Lee (MIL), ph-dh	3	0	1	1	m- Soriano (TEX), pr-2b	1	1	0	0	Teixeira (TEX), 1b	3	1	1	2
D. Lee (CHC), 1b	3	0	1	0	q- Konerko (CWS), 1b	1	0	0	0	Varetek (BAL), ss	1	1	1	0
p- Ensberg (HOU), 1b	2	0	0	0	j- I. Rodriguez (DET), c	1	0	0	0	Roberts (BAL), 2b	2	1	1	0
Edmonds (STL), cf-rr	1	0	0	0	n- Sheffield (NYY), ph-rr	1	0	0	0	t- Podsednik (CWS), cf	0	0	0	0
l- Alou (CHC), ph-rr	1	1	1	0	Totals	32	7	11	7					
Ramirez (CHC), 3b	2	0	1	0										
q- Lopez (CIN), 3b	1	0	1	0										
Piazza (NYM), c	2	0	0	0										
g- Cabrera (FLA), lf	2	0	0	1										
Sent (LA), 2b	3	0	0	0										
a- Castillo (FLA), 2b	3	1	1	0										
Eckstein (STL), ss	2	0	0	0										
h- A. Jones (ATL), cf	1	2	1	2										
Totals	35	5	11	5										

a- Entered at 2B in 2nd; b- Entered at CF in 4th; c- Entered at LF in 4th; d- Entered at 3B in 5th; e- Entered at SS in 5th; f- Entered at C in 5th; g- Entered at LF in 5th; h- Entered at LF in 5th; i- Entered at SS in 6th; j- Entered at C in 6th; k- Flied out for Pujols in 6th; l- Walked for Edmonds in 6th; m- Ran for Guerrero in 6th; n- Grounded into double play for Roberts in 6th; o- Entered at 1B in 7th; p- Entered at 1B in 7th; q- Entered at 3B in 7th; r- Struck out for Ortiz in 7th; s- Entered at 3B in 8th; t- Entered at CF in 9th; u- Doubled for Rollins in 9th.

E- Colon. LOB- National 8, American 4. 2B- D. Lee, Alou, Gonzalez, Roberts, Young. HR- A. Jones, Teixeira, Tejada.

National	0	0	0	0	0	2	1	2	5	11	0		
American	0	1	2	2	0	2	0	X	7	11	1		
National	IP	H	R	ER	BB	SO	American	IP	H	R	ER	BB	SO
Carpenter	1.0	2	0	0	0	0	Buehrle (W)	2.0	3	0	0	0	3
Smoltz (L)	1.0	2	1	1	0	0	Colon	1.0	1	0	0	0	0
Oswalt	1.0	2	2	1	1	0	Santana	1.0	1	0	1	0	1
Hernandez	1.0	2	2	2	1	0	Clement	1.0	0	0	0	1	1
Clemens	1.0	0	0	0	0	0	Garland	1.0	0	0	0	2	0
Willis	1.0	2	2	2	1	0	Rogers	1.0	3	2	2	0	1
Lidge	1.0	0	0	0	0	3	Nathan	1.0	2	1	1	0	0
Peavy	0.2	1	0	0	0	1	Wickman	0.0	0	1	1	1	0
C. Cordero	0.1	0	0	0	0	1	Ryan	0.2	1	1	1	0	0
							Rivera (S)	0.1	0	0	0	0	1

T-2:41. A-41,617. Umpires-West, T. Welke, Cooper, DiMuro, Bucknor, Fletcher

ALL-STAR GAME HISTORY



# TIGERS ALL-STAR GAME SELECTIONS

**1933**  
**Charlie Gehring** (2B)  
**1934**  
 Tommy Bridges+ (P)  
 Mickey Cochrane (C)  
**Charlie Gehring** (2B)  
**1935**  
 Tommy Bridges+ (P)  
 Mickey Cochrane+ (C)  
**Charlie Gehring** (2B)  
 Schoolboy Rowe+ (P)  
**1936**  
 Tommy Bridges\* (P)  
**Charlie Gehring** (2B)  
 Goose Goslin (OF)  
 Schoolboy Rowe (P)  
**1937**  
 Tommy Bridges (P)  
**Charlie Gehring** (2B)  
 Hank Greenberg+ (1B)  
 Gee Walker\* (OF)  
**1938**  
**Charlie Gehring** (2B)  
 Hank Greenberg\* (1B)  
 Vern Kennedy+ (P)  
 Rudy York (C)  
**1939**  
 Tommy Bridges (P)  
**Hank Greenberg** (1B)  
 Bobo Newsum+ (P)  
**1940**  
 Tommy Bridges+ (P)  
**Hank Greenberg** (1B)  
 Bobo Newsum (P)  
**1941**  
 Al Benton+ (P)  
 Birdie Tebbetts+ (C)  
**Rudy York** (1B)  
**1942**  
 Al Benton (P)  
 Hal Newhouser+ (P)  
**Birdie Tebbetts** (C)  
**Rudy York** (1B)  
**1943**  
 Hal Newhouser (P)  
**Dick Wakefield** (OF)  
 Rudy York (1B)  
**1944**  
 Pinky Higgins (3B)  
 Hal Newhouser (P)  
 Dizzy Trout+ (P)  
 Rudy York+ (1B)  
**1945**  
 Hank Greenberg+ (1B)  
**1946**  
 Hal Newhouser (P)  
**1947**  
**George Kell** (3B)  
 Pat Mullin+ (OF)  
**Hal Newhouser** (P)  
 Dizzy Trout+ (P)  
**1948**  
**Hoot Evers** (OF)  
 George Kell+ (3B)  
**Pat Mullin** (OF)  
 Hal Newhouser (P)

**1949**  
**George Kell** (3B)  
 Virgil Trucks (P)  
 Vic Wertz (OF)  
**1950**  
**Hoot Evers** (OF)  
 Ted Gray (P)  
 Art Houtteman (P)  
**George Kell** (3B)  
**1951**  
 Fred Hutchinson (P)  
**George Kell** (3B)  
 Vic Wertz (OF)  
**1952**  
 Vic Wertz+ (OF)  
**1953**  
 Harvey Kuenn (SS)  
**1954**  
**Ray Boone** (3B)  
 Harvey Kuenn+ (SS)  
**1955**  
 Billy Hoelt+ (P)  
**Al Kaline** (OF)  
**Harvey Kuenn** (SS)  
**1956**  
 Ray Boone (3B)  
**Al Kaline** (OF)  
**Harvey Kuenn** (SS)  
 Charlie Maxwell (OF)  
**1957**  
**Jim Bunning** (P)  
**Al Kaline** (OF)  
**Harvey Kuenn** (SS)  
 Charlie Maxwell (OF)  
**1958**  
 Al Kaline (OF)  
 Harvey Kuenn (OF)  
**1959 (Game One)**  
 Jim Bunning (P)  
 Al Kaline (OF)  
 Harvey Kuenn (OF)  
**1959 (Game Two)**  
 Al Kaline (OF)  
 Harvey Kuenn\* (OF)  
**1960 (Game One)**  
 Al Kaline (OF)  
 Frank Lary (P)  
**1960 (Game Two)**  
 Al Kaline (OF)  
 Frank Lary (P)  
**1961 (Game One)**  
 Jim Bunning (P)  
**Norm Cash** (1B)  
 Al Kaline (OF)  
 Frank Lary (P)  
**1961 (Game Two)**  
 Jim Bunning (P)  
**Norm Cash** (1B)  
 Al Kaline (OF)  
 Frank Lary (P)  
**1962 (Game One)**  
 Hank Aguirre+ (P)  
**Jim Bunning** (P)  
 Rocky Colavito (OF)  
**1962 (Game Two)**  
 Hank Aguirre (P)  
 Jim Bunning+ (P)  
 Rocky Colavito (OF)  
 Al Kaline (OF)  
**1963**  
 Jim Bunning (P)  
**Al Kaline** (OF)

**1964**  
 Bill Freehan+ (C)  
 Al Kaline\* (OF)  
 Jerry Lumpe+ (2B)  
**1965**  
**Bill Freehan** (C)  
**Willie Horton** (OF)  
 Al Kaline (OF)  
**Dick McAuliffe** (SS)  
**1966**  
 Norm Cash (1B)  
**Bill Freehan** (C)  
 Al Kaline (OF)  
**Dick McAuliffe** (SS)  
**Denny McLain** (P)  
**1967**  
**Bill Freehan** (C)  
**Al Kaline\*** (OF)  
 Dick McAuliffe (SS)  
**1968**  
**Bill Freehan** (C)  
**Willie Horton** (OF)  
 Denny McLain (P)  
 Don Wert (3B)  
**1969**  
**Bill Freehan** (C)  
 Mickey Lolich+ (P)  
 Denny McLain (P)  
**1970**  
**Bill Freehan** (C)  
 Willie Horton (OF)  
**1971**  
**Norm Cash** (1B)  
**Bill Freehan** (C)  
 Al Kaline (OF)  
 Mickey Lolich (P)  
**1972**  
 Norm Cash (1B)  
**Bill Freehan** (C)  
 Mickey Lolich (P)  
**1973**  
 Ed Brinkman (SS)  
 Bill Freehan+ (C)  
 Willie Horton (OF)  
**1974**  
 John Hiller+ (P)  
 Al Kaline (OF)  
**1975**  
 Bill Freehan+ (C)  
**1976**  
**Mark Fidrych** (P)  
**Ron LeFlore** (OF)  
**Rusty Staub** (OF)  
**1977**  
 Mark Fidrych\* (P)  
 Jason Thompson+ (1B)  
**1978**  
 Jason Thompson (1B)  
**1979**  
 Steve Kemp (OF)  
**1980**  
 Lance Parrish (C)  
 Alan Trammell (SS)  
**1981**  
**Jack Morris** (P)  
**1982**  
 Lance Parrish (C)  
**1983**  
 Aurelio Lopez+ (P)  
 Lance Parrish (C)  
 Lou Whitaker (2B)

**1984**  
 Willie Hernandez (P)  
**Chet Lemon** (OF)  
 Jack Morris (P)  
**Lance Parrish** (C)  
 Alan Trammell\* (SS)  
**Lou Whitaker** (2B)  
**1985**  
 Willie Hernandez+ (P)  
**Jack Morris** (P)  
**Lance Parrish\*** (C)  
 Dan Petry (P)  
 Alan Trammell (SS)  
**Lou Whitaker** (2B)  
**1986**  
 Willie Hernandez (P)  
**Lance Parrish** (C)  
**Lou Whitaker** (2B)  
**1987**  
 Jack Morris (P)  
 Matt Nokes (C)  
 Alan Trammell (SS)  
 Lou Whitaker\* (2B)  
**1988**  
 Doyle Alexander+ (P)  
**Alan Trammell** (SS)  
**1989**  
 Mike Henneman+ (P)  
**1990**  
 Cecil Fielder (1B)  
 Alan Trammell (SS)  
**1991**  
**Cecil Fielder** (1B)  
**1992**  
 Travis Fryman (SS)  
**1993**  
 Cecil Fielder (1B)  
 Travis Fryman (SS)  
**1994**  
 Travis Fryman (3B)  
 Mickey Tettleton (C)  
**1995**  
 David Wells (P)  
**1996**  
 Travis Fryman (3B)  
**1997**  
 Justin Thompson (P)  
**1998**  
 Damion Easley (2B)  
**1999**  
 Brad Ausmus (C)  
**2000**  
 Todd Jones (P)  
**2001**  
 Tony Clark (1B)  
**2002**  
 Robert Fick (OF)  
**2003**  
 Dmitri Young+ (OF)  
**2004**  
 Carlos Guillen+ (SS)  
**Ivan Rodriguez** (C)  
**2005**  
 Ivan Rodriguez (C)  
**2006**  
 Magglio Ordoñez (OF)  
**Ivan Rodriguez** (C)  
**Kenny Rogers** (P)  
**2007**  
 Carlos Guillen (SS)  
**Magglio Ordoñez** (OF)

**Placido Polanco** (2B)  
**Ivan Rodriguez** (C)  
 Justin Verlander (P)  
**2008**  
 Carlos Guillen (3B)  
**2009**  
 Curtis Granderson (OF)  
 Brandon Inge (3B)  
 Edwin Jackson (P)  
 Justin Verlander+ (P)  
**2010**  
**Miguel Cabrera** (1B)  
 Jose Valverde (P)  
 Justin Verlander (P)  
**2011**  
**Alex Avila** (C)  
 Miguel Cabrera (1B)  
 Johnny Peralta (SS)  
 Jose Valverde+ (P)  
 Justin Verlander+ (P)  
**2012**  
 Miguel Cabrera (3B)  
**Prince Fielder** (1B)  
**Justin Verlander** (P)  
**2013**  
**Miguel Cabrera** (3B)  
 Prince Fielder (1B)  
 Torii Hunter (OF)  
 Jhonny Peralta (SS)  
**Max Scherzer** (P)  
 Justin Verlander+ (P)  
**2014**  
**Miguel Cabrera** (1B)  
 Ian Kinsler (2B)  
 Victor Martinez\* (DH)  
 Max Scherzer (P)  
**2015**  
**Miguel Cabrera\*** (1B)  
 Jose Iglesias (SS)  
 J.D. Martinez (OF)  
 David Price (P)  
**2016**  
 Miguel Cabrera (1B)  
**2017**  
 Michael Fulmer+ (P)  
 Justin Upton (OF)  
**2018**  
 Joe Jiménez (P)  
**2019**  
 Shane Greene (P)  
**2021**  
 Gregory Soto (P)

**Bold** Voted to start or started  
 \*Selected but replaced due to injury  
 +Selected but did not appear in game

---

# POSTSEASON HISTORY

---





# 1907 WORLD SERIES

## CHICAGO (NL) 4 -- DETROIT (AL) 0

### Game 1 • October 8, 1907

DETROIT	0 0 0 0 0 3 0 0 0 0	R H E
CHICAGO	0 0 0 1 0 0 0 2 0 0 0	3 9 3
		3 10 5

Pitchers: Donovan vs. Overall, Reulbach (10)  
Attendance: 24,377

### Game 2 • October 9, 1907

DETROIT	0 1 0 0 0 0 0 0	R H E
CHICAGO	0 1 0 2 0 0 0 0 x	1 10 1
		3 8 1

Pitchers: MULLIN vs. PFIESTER  
Attendance: 21,901

### Game 3 • October 10, 1907

DETROIT	0 0 0 0 0 1 0 0 0	R H E
CHICAGO	0 1 0 3 1 0 0 0 x	1 6 1
		5 10 1

Pitchers: SIEVER, Killian (5) vs. REULBACH  
Attendance: 13,114

### Game 4 • October 11, 1907

CHICAGO	0 0 0 0 2 0 3 0 1	R H E
DETROIT	0 0 0 1 0 0 0 0 0	6 7 2
		1 5 2

Pitchers: OVERALL vs. DONOVAN  
Attendance: 11,306

### Game 5 • October 12, 1907

CHICAGO	1 1 0 0 0 0 0 0	R H E
DETROIT	0 0 0 0 0 0 0 0	2 7 1
		0 7 2

Pitchers: BROWN vs. MULLIN  
Attendance: 7,370

### TIGERS STATISTICS FROM THE 1907 WORLD SERIES

Player	AVG	G	AB	R	H	TB	2B	3B	HR	RBI	SH	SF	HB	BB	SO	SB	CS	OBP	SLG	E
Archer, Jimmy	.000	1	3	0	0	0	0	0	0	0	0	0	0	0	1	0	0	.000	.000	0
Cobb, Ty	.200	5	20	1	4	6	0	1	0	0	0	0	1	0	3	0	1	.238	.300	0
Coughlin, Bill	.250	5	20	0	5	5	0	0	0	0	0	0	0	1	4	1	0	.286	.250	2
Crawford, Sam	.238	5	21	1	5	6	1	0	0	3	0	0	0	0	3	0	0	.238	.286	0
Donovan, Wild Bill	.000	2	8	0	0	0	0	0	0	0	0	0	0	0	3	0	0	.000	.000	0
Jones, Davy	.353	5	17	1	6	6	0	0	0	0	1	0	0	4	0	3	1	.476	.353	1
Killian, Ed	.500	1	2	1	1	1	0	0	0	0	0	0	0	0	0	0	0	.500	.500	0
Mullin, George	.000	2	6	0	0	0	0	0	0	0	0	0	0	0	1	0	0	.000	.000	0
O'Leary, Charley	.059	5	17	0	1	1	0	0	0	0	1	0	0	1	3	0	1	.111	.059	2
Payne, Fred	.250	2	4	0	1	1	0	0	0	1	0	0	0	0	0	1	0	.250	.250	1
Rossmann, Claud	.400	5	20	1	8	10	0	1	0	2	0	0	0	1	0	1	0	.429	.500	1
Schaefer, Germany	.143	5	21	1	3	3	0	0	0	0	1	0	0	0	3	0	2	.143	.143	0
Schmidt, Boss	.167	4	12	0	2	2	0	0	0	0	0	0	0	2	1	0	0	.286	.167	2
Siever, Ed	.000	1	1	0	0	0	0	0	0	0	0	0	0	0	0	0	0	.000	.000	0
<b>Totals</b>	<b>.209</b>	<b>5</b>	<b>172</b>	<b>6</b>	<b>36</b>	<b>41</b>	<b>1</b>	<b>2</b>	<b>0</b>	<b>6</b>	<b>3</b>	<b>0</b>	<b>1</b>	<b>9</b>	<b>22</b>	<b>6</b>	<b>5</b>	<b>.253</b>	<b>.238</b>	<b>9</b>

Pitcher	W-L	ERA	G	GS	CG	SHO	SV	IP	H	AB	R	ER	HR	HB	BB	SO	WP	BK	AVG
Donovan, Wild Bill	0-1	1.71	2	2	2	0	0	21.0	17	72	9	4	0	3	5	16	0	0	.236
Mullin, George	0-2	2.12	2	2	2	0	0	17.0	16	62	5	4	0	1	6	8	0	0	.258
Killian, Ed	0-0	2.25	1	0	0	0	0	4.0	3	15	1	1	0	0	1	1	0	0	.200
Siever, Ed	0-1	4.50	1	1	0	0	0	4.0	7	18	4	2	0	0	0	1	0	0	.389
<b>Totals</b>	<b>0-4</b>	<b>2.15</b>	<b>5</b>	<b>5</b>	<b>4</b>	<b>0</b>	<b>0</b>	<b>46.0</b>	<b>43</b>	<b>167</b>	<b>19</b>	<b>11</b>	<b>0</b>	<b>4</b>	<b>12</b>	<b>26</b>	<b>0</b>	<b>0</b>	<b>.257</b>

### THE TIGERS 20-20 CLUB

Seven players in Tigers history have hit 20 home runs and stolen 20 bases in the same season, including Robbie Grossman, who accomplished the feat in 2021, finishing the season with 23 home runs and 20 stolen bases. Kirk Gibson accomplished the feat four times -- in four years -- and fell just one home run short of being the only Tigers player to reach 30-30 in 1985.

Year	Player	Home Runs	Stolen Bases
1984	Kirk Gibson	27	29
1985	Kirk Gibson	29	30
1986	Kirk Gibson	28	34
	Alan Trammell	21	25
1987	Kirk Gibson	24	26
	Alan Trammell	28	21
1995	Chad Curtis	21	27
1997	Damion Easley	22	28
2007	Curtis Granderson	23	26
	Gary Sheffield	25	22
2009	Curtis Granderson	30	20
2021	Robbie Grossman	23	20





CHICAGO (NL) 4 -- DETROIT (AL) 1

Game 1 • October 10, 1908

CHICAGO	0 0 4 0 0 1 0 5	R H E
DETROIT	1 0 0 0 0 3 2 0	10 14 2 6 10 3

Pitchers: Ruelbach, Overall (7), BROWN (8) vs. Killian, SUMMERS (3)  
Attendance: 10,812

Game 2 • October 11, 1908

DETROIT	0 0 0 0 0 0 0 1	R H E
CHICAGO	0 0 0 0 0 0 6 x	1 4 1 6 7 1

Pitchers: DONOVAN vs. OVERALL  
HR: Tinker (CHC)  
Attendance: 17,760

Game 3 • October 12, 1908

DETROIT	1 0 0 0 0 5 0 2 0	R H E
CHICAGO	0 0 0 3 0 0 0 0 0	8 12 4 3 7 0

Pitchers: MULLIN vs. PFEISTER, Ruelbach (9)  
Attendance: 14,543

Game 4 • October 13, 1908

CHICAGO	0 0 2 0 0 0 0 0 1	R H E
DETROIT	0 0 0 0 0 0 0 0 0	3 10 0 0 4 1

Pitchers: BROWN vs. SUMMERS, Winter (9)  
Attendance: 12,907

Game 5 • October 14, 1908

CHICAGO	1 0 0 0 1 0 0 0 0 0	R H E
DETROIT	0 0 0 0 0 0 0 0 0 0	2 10 0 0 3 0

Pitchers: OVERALL vs. DONOVAN  
Attendance: 6,210

TIGERS STATISTICS FROM THE 1908 WORLD SERIES

Player	AVG	G	AB	R	H	TB	2B	3B	HR	RBI	SH	SF	HB	BB	SO	SB	CS	OBP	SLG	E
Cobb, Ty	.368	5	19	3	7	8	1	0	0	4	1	0	0	1	2	2	1	.400	.421	1
Coughlin, Bill	.125	3	8	0	1	1	0	0	0	1	0	1	1	0	1	0	0	.200	.125	1
Crawford, Sam	.238	5	21	2	5	6	1	0	0	1	0	0	0	1	2	0	0	.273	.286	0
Donovan, Wild Bill	.000	2	4	0	0	0	0	0	0	0	1	0	0	1	1	1	0	.200	.000	1
Downs, Red	.167	2	6	1	1	2	1	0	0	1	0	0	0	1	2	0	0	.286	.333	1
Jones, Davy	.000	3	2	1	0	0	0	0	0	0	0	0	0	1	1	0	0	.333	.000	0
McIntyre, Matty	.222	5	18	2	4	5	1	0	0	0	0	0	1	3	2	1	0	.364	.278	1
Mullin, George	.333	1	3	1	1	1	0	0	0	1	0	0	0	1	0	0	0	.500	.333	0
O'Leary, Charley	.158	5	19	2	3	3	0	0	0	0	1	0	0	0	3	0	0	.158	.158	1
Rossman, Claud	.211	5	19	3	4	4	0	0	0	3	0	0	0	1	4	1	0	.250	.211	2
Schaefer, Germany	.125	5	16	0	2	2	0	0	0	0	1	0	0	1	4	1	1	.176	.125	1
Schmidt, Boss	.071	4	14	0	1	1	0	0	0	1	0	0	0	0	2	0	0	.071	.071	0
Summers, Ed	.200	2	5	0	1	1	0	0	0	1	0	0	0	0	2	0	0	.200	.200	0
Thomas, Ira	.500	2	4	0	2	3	1	0	0	1	0	0	0	1	0	0	0	.600	.750	0
<b>Totals</b>	<b>.203</b>	<b>5</b>	<b>158</b>	<b>15</b>	<b>32</b>	<b>37</b>	<b>5</b>	<b>0</b>	<b>0</b>	<b>14</b>	<b>4</b>	<b>1</b>	<b>2</b>	<b>12</b>	<b>26</b>	<b>6</b>	<b>2</b>	<b>.266</b>	<b>.234</b>	<b>9</b>

Pitcher	W-L	ERA	G	GS	CG	SHO	SV	IP	H	AB	R	ER	HR	HB	BB	SO	WP	BK	AVG
Donovan, Wild Bill	0-2	4.24	2	2	2	0	0	17.0	17	60	8	8	1	0	4	10	1	0	.283
Killian, Ed	0-2	11.57	1	1	0	0	0	2.1	5	12	4	3	0	0	3	1	0	0	.417
Mullin, George	1-0	0.00	1	1	1	0	0	9.0	7	32	3	0	0	0	1	8	0	0	.219
Summers, Ed	0-2	4.30	2	1	0	0	0	14.2	18	56	8	7	0	0	4	7	0	0	.321
Winter, George	0-0	0.00	1	0	0	0	0	1.0	1	4	1	0	0	0	1	0	0	0	.250
<b>Totals</b>	<b>1-4</b>	<b>3.68</b>	<b>5</b>	<b>5</b>	<b>3</b>	<b>0</b>	<b>0</b>	<b>44.0</b>	<b>48</b>	<b>164</b>	<b>24</b>	<b>18</b>	<b>1</b>	<b>0</b>	<b>13</b>	<b>26</b>	<b>1</b>	<b>0</b>	<b>.293</b>

HOMERS IN FIRST TWO CAREER POSTSEASON GAMES

J.D. Martinez connected for a home run in each of his first two career postseason games on October 2 and 3 at Baltimore. Martinez became the first player in franchise history to homer in each of his first two career playoff games and the 16th player in Major League history to accomplish the feat.

Source: Baseball Reference



# 1909 WORLD SERIES

## PITTSBURGH (NL) 4 -- DETROIT (AL) 3

### Game 1 • October 8, 1909

DETROIT	1 0 0 0 0 0 0	R	H	E
PITTSBURGH	0 0 0 1 2 1 0 0 x	1	6	4
		4	5	0

Pitchers: MULLIN vs. ADAMS  
 HR: Clarke (PIT)  
 Attendance: 29,264

### Game 2 • October 9, 1909

DETROIT	0 2 3 0 2 0 0 0 0	R	H	E
PITTSBURGH	2 0 0 0 0 0 0 0 0	7	9	2
		2	5	1

Pitchers: DONOVAN vs. CAMINTZ, Willis (3)  
 Attendance: 30,915

### Game 3 • October 11, 1909

PITTSBURGH	5 1 0 0 0 0 0 0 2	R	H	E
DETROIT	0 0 0 0 0 0 4 0 2	8	10	2
		6	11	5

Pitchers: MADDOX vs. SUMMERS, Willett (1), Works (8)  
 Attendance: 18,277

### Game 4 • October 12, 1909

PITTSBURGH	0 0 0 0 0 0 0 0 0	R	H	E
DETROIT	0 2 0 3 0 0 0 0 x	0	5	6
		5	8	0

Pitchers: LEIFIELD, Phillippe (5) vs. MULLIN  
 Attendance: 17,036

### Game 5 • October 13, 1909

DETROIT	1 0 0 0 0 2 0 1 0	R	H	E
PITTSBURGH	1 1 1 0 0 0 4 1 x	4	6	1
		8	10	2

Pitchers: SUMMERS, Willett (8) vs. ADAMS  
 HR: D. Jones (DET), Crawford (DET), Clarke (PIT)  
 Attendance: 21,706

### Game 6 • October 14, 1909

PITTSBURGH	3 0 0 0 0 0 0 0 1	R	H	E
DETROIT	1 0 0 2 1 1 0 0 x	4	8	1
		5	10	2

Pitchers: WILLIS, Camnitz (6), Phillippe (7) vs. MULLIN  
 Attendance: 10,535

### Game 7 • October 16, 1909

PITTSBURGH	0 2 0 2 0 3 0 1 0	R	H	E
DETROIT	0 0 0 0 0 0 0 0 0	8	7	0
		0	6	3

Pitchers: ADAMS vs. DONOVAN, Mullin (4)  
 Attendance: 17,562

### TIGERS STATISTICS FROM THE 1909 WORLD SERIES

Player	AVG	G	AB	R	H	TB	2B	3B	HR	RBI	SH	SF	HB	BB	SO	SB	CS	OBP	SLG	E
Bush, Donie	.261	7	23	5	6	7	1	0	0	3	2	0	2	5	3	1	2	.433	.304	5
Cobb, Ty	.231	7	26	3	6	9	3	0	0	5	0	0	1	2	2	2	1	.310	.346	1
Crawford, Sam	.250	7	28	4	7	13	3	0	1	4	0	0	0	1	1	1	0	.276	.464	2
Delahanty, Jim	.346	7	26	2	9	13	4	0	0	4	0	0	1	2	5	0	0	.414	.500	2
Donovan, Wild Bill	.000	2	4	0	0	0	0	0	0	0	0	0	0	0	1	0	0	.000	.000	1
Jones, Davy	.233	7	30	6	7	10	0	0	1	1	0	0	0	2	1	1	2	.281	.333	1
Jones, Tom	.250	7	24	3	6	7	1	0	0	2	1	0	0	2	0	1	0	.308	.292	1
McIntyre, Matty	.000	4	3	0	0	0	0	0	0	0	0	0	0	0	1	0	0	.000	.000	0
Moriarty, George	.273	7	22	4	6	7	1	0	0	1	0	0	0	3	1	0	1	.360	.318	0
Mullin, George	.188	6	16	1	3	4	1	0	0	0	0	0	0	1	3	0	0	.235	.250	0
O'Leary, Charley	.000	1	3	0	0	0	0	0	0	0	0	0	0	0	0	0	0	.000	.000	0
Schmidt, Boss	.222	6	18	0	4	6	2	0	0	4	0	0	0	2	0	0	0	.300	.333	4
Stanage, Oscar	.200	2	5	0	1	1	0	0	0	2	1	0	0	0	2	0	0	.200	.200	0
Summers, Ed	.000	2	3	0	0	0	0	0	0	0	0	0	0	0	2	0	0	.000	.000	0
Willett, Ed	.000	2	2	0	0	0	0	0	0	0	0	0	0	0	0	0	0	.000	.000	1
<b>Totals</b>	<b>.236</b>	<b>7</b>	<b>233</b>	<b>28</b>	<b>55</b>	<b>77</b>	<b>16</b>	<b>0</b>	<b>2</b>	<b>26</b>	<b>4</b>	<b>0</b>	<b>4</b>	<b>20</b>	<b>22</b>	<b>6</b>	<b>6</b>	<b>.307</b>	<b>.330</b>	<b>18</b>

Pitcher	W-L	ERA	G	GS	CG	SHO	SV	IP	H	AB	R	ER	HR	HB	BB	SO	WP	BK	AVG
Donovan, Wild Bill	1-1	3.00	2	2	1	0	0	12.0	7	38	4	4	0	1	8	7	0	0	.184
Mullin, George	2-1	2.25	4	3	3	1	0	32.0	23	117	14	8	1	2	8	20	0	0	.197
Summers, Ed	0-2	8.59	2	2	0	0	0	7.1	13	34	13	7	1	1	4	4	2	0	.382
Willett, Ed	0-0	0.00	2	0	0	0	0	7.2	3	25	1	0	0	2	0	1	0	0	.120
Works, Ralph	0-0	9.00	1	0	0	0	0	2.0	4	9	2	2	0	0	0	2	0	0	.444
<b>Totals</b>	<b>3-4</b>	<b>3.10</b>	<b>7</b>	<b>7</b>	<b>4</b>	<b>1</b>	<b>0</b>	<b>61.0</b>	<b>50</b>	<b>223</b>	<b>34</b>	<b>21</b>	<b>2</b>	<b>6</b>	<b>20</b>	<b>34</b>	<b>2</b>	<b>0</b>	<b>.224</b>

### ROOKIE QUALIFICATIONS

A player is considered a rookie unless, during a previous season or seasons, he has:

- (a) exceeded 130 at-bats or 50 innings pitched in the Major Leagues or
- (b) accumulated more than 45 days on the active roster of a Major League club or clubs during the period of 25-limit (excluding time in the military service and time on the injured list).

# 1934 WORLD SERIES



## ST. LOUIS [NL] 4 -- DETROIT [AL] 3

### Game 1 • October 3, 1934

ST. LOUIS	0 21 0 14 0 0 0	R H E
DETROIT	0 01 0 01 0 10	8 13 2 3 8 5

**Pitchers:** D. DEAN vs. CROWDER, Marberry (6), Hogsett (6)  
**HR:** Medwick (STL), Greenberg (DET)  
**Attendance:** 42,505

### Game 2 • October 4, 1934

ST. LOUIS	0 11 0 00 0 00 0 0 0	R H E
DETROIT	0 0 0 100 0 01 0 0 1	2 7 3 3 7 0

**Pitchers:** Hallahan, WALKER (9) vs. ROWE  
**Attendance:** 43,451

### Game 3 • October 5, 1934

DETROIT	0 0 0 0 0 0 0 1	R H E
ST. LOUIS	1 10 0 20 0 0 x	1 8 2 4 9 1

**Pitchers:** BRIDGES, Hogsett (5) vs. P. DEAN  
**Attendance:** 34,073

### Game 4 • October 6, 1934

DETROIT	0 0 3 1 0 0 1 5 0	R H E
ST. LOUIS	0 1 1 2 0 0 0 0 0	10 13 1 4 10 5

**Pitchers:** AUKER vs. Carleton, Vance (3), WALKER (5),  
 Haines (8), Mooney (9)  
**Attendance:** 37,492

### Game 5 • October 7, 1934

DETROIT	0 10 0 0 2 0 0 0	R H E
ST. LOUIS	0 0 0 0 0 0 1 0 0	3 7 0 1 7 1

**Pitchers:** BRIDGES vs. D. DEAN, Carleton (9)  
**HR:** Gehringer (DET), Delancey (STL)  
**Attendance:** 38,536

### Game 6 • October 8, 1934

ST. LOUIS	1 0 0 0 2 0 1 0 0	R H E
DETROIT	0 0 1 0 0 2 0 0 0	4 10 2 3 7 1

**Pitchers:** P. DEAN vs. ROWE  
**Attendance:** 44,551

### Game 7 • October 9, 1934

ST. LOUIS	0 0 7 0 0 2 2 0 0	R H E
DETROIT	0 0 0 0 0 0 0 0 0	11 17 1 0 6 3

**Pitchers:** D. DEAN vs. AUKER, Rowe (3), Hogsett (3),  
 Bridges (4), Marberry (8), Crowder (9)  
**Attendance:** 40,902

### TIGERS STATISTICS FROM THE 1934 WORLD SERIES

Player	AVG	G	AB	R	H	TB	2B	3B	HR	RBI	SH	SF	HB	BB	SO	SB	CS	OBP	SLG	E
Auker, Eldon	.000	2	4	0	0	0	0	0	0	0	1	0	0	0	2	0	0	.000	.000	0
Bridges, Tommy	.143	3	7	0	1	1	0	0	0	0	0	0	0	1	4	0	0	.250	.143	0
Cochrane, Mickey	.214	7	28	2	6	7	1	0	0	1	1	0	0	4	3	0	0	.313	.250	0
Crowder, General	.000	2	1	0	0	0	0	0	0	0	0	0	0	0	0	0	0	.000	.000	0
Doljack, Frank	.000	2	2	0	0	0	0	0	0	0	0	0	0	0	0	0	0	.000	.000	0
Fox, Pete	.286	7	28	1	8	14	6	0	0	2	0	0	0	1	4	0	0	.310	.500	0
Gehringer, Charlie	.379	7	29	5	11	15	1	0	1	2	1	0	0	3	0	1	0	.438	.517	3
Goslin, Goose	.241	7	29	2	7	8	1	0	0	2	1	0	0	3	1	0	1	.313	.276	2
Greenberg, Hank	.321	7	28	4	9	16	2	1	1	7	0	0	0	4	9	1	0	.406	.571	1
Hayworth, Ray	.000	1	0	0	0	0	0	0	0	0	0	0	0	0	0	0	0	.000	.000	0
Hogsett, Chief	.000	3	3	0	0	0	0	0	0	0	0	0	0	0	1	0	0	.000	.000	0
Owen, Marv	.069	7	29	0	2	2	0	0	0	1	0	0	0	1	0	0	0	.100	.069	2
Rogell, Billy	.276	7	29	3	8	9	1	0	0	4	0	0	0	1	4	1	0	.300	.310	3
Rowe, Schoolboy	.000	3	7	0	0	0	0	0	0	0	2	0	0	0	5	0	0	.000	.000	0
Walker, Gee	.333	3	3	0	1	1	0	0	0	1	0	0	0	0	1	0	1	.333	.333	0
White, Jo-Jo	.130	7	23	6	3	3	0	0	0	0	0	0	1	8	4	1	2	.375	.130	1
<b>Totals</b>	<b>.224</b>	<b>7</b>	<b>250</b>	<b>23</b>	<b>56</b>	<b>76</b>	<b>12</b>	<b>1</b>	<b>2</b>	<b>20</b>	<b>6</b>	<b>0</b>	<b>2</b>	<b>25</b>	<b>43</b>	<b>5</b>	<b>4</b>	<b>.300</b>	<b>.304</b>	<b>12</b>

Pitcher	W-L	ERA	G	GS	CG	SHO	SV	IP	H	AB	R	ER	HR	HB	BB	SO	WP	BK	AVG
Auker, Eldon	1-1	5.56	2	2	1	0	0	11.1	16	46	8	7	0	0	5	2	0	0	.348
Bridges, Tommy	1-1	3.63	3	2	1	0	0	17.1	21	73	9	7	1	1	1	12	1	0	.288
Crowder, General	0-1	1.50	2	1	0	0	0	6.0	6	28	4	1	1	0	1	2	0	0	.214
Hogsett, Chief	0-0	1.23	3	0	0	0	0	7.1	6	26	1	1	0	0	3	3	0	0	.231
Marberry, Firpo	0-0	21.60	2	0	0	0	0	1.2	5	9	4	4	0	0	1	0	0	0	.556
Rowe, Schoolboy	1-1	2.95	3	2	2	0	0	21.1	19	80	8	7	0	0	12	0	0	0	.238
<b>Totals</b>	<b>3-4</b>	<b>3.74</b>	<b>7</b>	<b>7</b>	<b>4</b>	<b>0</b>	<b>0</b>	<b>65.0</b>	<b>73</b>	<b>262</b>	<b>34</b>	<b>27</b>	<b>2</b>	<b>1</b>	<b>11</b>	<b>31</b>	<b>1</b>	<b>0</b>	<b>.279</b>

POSTSEASON



# 1935 WORLD SERIES

## DETROIT (AL) 4 -- CHICAGO (NL) 2

### Game 1 • October 2, 1935

CHICAGO	2 0 0 0 0 0 0 1	R H E
DETROIT	0 0 0 0 0 0 0 0	3 7 0
		0 4 3

**Pitchers:** WARNEKE vs. ROWE  
**HR:** Demaree (CHC)  
**Attendance:** 47,391

### Game 2 • October 3, 1935

CHICAGO	0 0 0 0 1 0 2 0 0	R H E
DETROIT	4 0 0 3 0 0 1 0 x	3 6 1
		8 9 2

**Pitchers:** ROOT, Henshaw (1), Kowalik (4) vs. BRIDGES  
**HR:** Greenberg (DET)  
**Attendance:** 46,742

### Game 3 • October 4, 1935

DETROIT	0 0 0 0 0 1 0 4 0 0 1	R H E
CHICAGO	0 2 0 0 1 0 0 0 2 0 0	6 12 2
		5 10 3

**Pitchers:** Auker, Hogsett (7), ROWE (8) vs. Lee, Warneke (8), FRENCH (10)  
**HR:** Demaree (CHC)  
**Attendance:** 45,532

### Game 4 • October 5, 1935

DETROIT	0 0 1 0 0 1 0 0 0	R H E
CHICAGO	0 1 0 0 0 0 0 0 0	2 7 0
		1 5 2

**Pitchers:** CROWDER vs. CARLETON, Root (8)  
**HR:** Hartnett (CHC)  
**Attendance:** 49,350

### Game 5 • October 6, 1935

DETROIT	0 0 0 0 0 0 0 0 1	R H E
CHICAGO	0 0 2 0 0 0 1 0 x	1 7 1
		3 8 0

**Pitchers:** ROWE vs. WARNEKE, Lee (7)  
**HR:** Klein (CHC)  
**Attendance:** 49,237

### Game 6 • October 7, 1935

CHICAGO	0 0 1 0 2 0 0 0 0	R H E
DETROIT	1 0 0 1 0 1 0 0 1	3 12 0
		4 12 1

**Pitchers:** FRENCH vs. BRIDGES  
**HR:** Herman (CHC)  
**Attendance:** 48,420

### TIGERS STATISTICS FROM THE 1935 WORLD SERIES

Player	AVG	G	AB	R	H	TB	2B	3B	HR	RBI	SH	SF	HB	BB	SO	SB	CS	OBP	SLG	E
Auker, Eldon	.000	1	2	0	0	0	0	0	0	0	0	0	0	1	0	0	0	.000	.000	0
Bridges, Tommy	.125	2	8	1	1	1	0	0	0	1	0	0	0	0	3	0	0	.125	.125	0
Clifton, Flea	.000	4	16	1	0	0	0	0	0	0	0	0	0	2	4	0	0	.111	.000	1
Cochrane, Mickey	.292	6	24	3	7	8	1	0	0	1	0	0	0	4	1	0	0	.393	.333	1
Crowder, General	.333	1	3	1	1	1	0	0	0	0	0	0	0	1	0	0	0	.500	.333	0
Fox, Pete	.385	6	26	1	10	15	3	1	0	4	0	0	0	0	1	0	0	.385	.577	1
Gehring, Charlie	.375	6	24	4	9	12	3	0	0	4	1	0	0	2	1	1	0	.423	.500	0
Goslin, Goose	.273	6	22	2	6	7	1	0	0	3	0	0	0	5	0	0	0	.407	.318	1
Greenberg, Hank	.167	2	6	1	1	4	0	0	1	2	0	0	1	1	0	0	0	.375	.667	3
Owen, Marv	.050	6	20	2	1	1	0	0	0	1	1	0	1	2	3	0	0	.174	.050	1
Rogell, Billy	.292	6	24	1	7	9	2	0	0	1	0	0	0	2	5	0	1	.346	.375	0
Rowe, Schoolboy	.250	3	8	0	2	3	1	0	0	0	0	0	0	0	1	0	0	.250	.375	1
Walker, Gee	.250	3	4	1	1	1	0	0	0	0	1	0	0	1	0	0	0	.400	.250	0
White, Jo-Jo	.263	5	19	3	5	5	0	0	0	1	0	0	0	5	7	0	0	.417	.263	0
<b>Totals</b>	<b>.248</b>	<b>6</b>	<b>206</b>	<b>21</b>	<b>51</b>	<b>67</b>	<b>11</b>	<b>1</b>	<b>1</b>	<b>18</b>	<b>3</b>	<b>0</b>	<b>2</b>	<b>25</b>	<b>27</b>	<b>1</b>	<b>1</b>	<b>.335</b>	<b>.325</b>	<b>9</b>

Pitcher	W-L	ERA	G	GS	CG	SHO	SV	IP	H	AB	R	ER	HR	HB	BB	SO	WP	BK	AVG
Auker, Eldon	0-0	3.00	1	1	0	0	0	6.0	6	21	3	2	1	0	2	1	0	0	.286
Bridges, Tommy	2-0	2.50	2	2	2	0	0	18.0	18	70	6	5	1	0	4	9	0	0	.257
Crowder, General	1-0	1.00	1	1	1	0	0	9.0	5	31	1	1	1	1	0	3	5	0	.161
Hogsett, Chief	0-0	0.00	1	0	0	0	0	1.0	0	2	0	0	0	1	1	0	0	0	.000
Rowe, Schoolboy	1-2	2.57	3	2	2	0	0	21.0	19	78	8	6	2	0	1	14	0	0	.244
<b>Totals</b>	<b>4-2</b>	<b>2.29</b>	<b>6</b>	<b>6</b>	<b>5</b>	<b>0</b>	<b>0</b>	<b>55.0</b>	<b>48</b>	<b>202</b>	<b>18</b>	<b>14</b>	<b>5</b>	<b>1</b>	<b>11</b>	<b>29</b>	<b>0</b>	<b>0</b>	<b>.238</b>

### DRIVING THEM IN DURING FIRST SEASON WITH TIGERS

Prince Fielder collected 108 RBI during his first season with the Tigers in 2012, marking the fifth-highest RBI total by a player in his first season with the club. The following is a list of the top six RBI totals by players during their first season with the Tigers:

Player	Year	RBI
Dale Alexander	1929	137
Cecil Fielder	1990	132
Miguel Cabrera	2008	127
Al Simmons	1936	112
Prince Fielder	2012	108
Victor Martinez	2011	103

Courtesy of STATS LLC

# 1940 WORLD SERIES



## CINCINNATI (NL) 4 -- DETROIT (AL) 3

### Game 1 • October 2, 1940

DETROIT	0 5 0 0 2 0 0 0 0	R H E
CINCINNATI	0 0 0 1 0 0 0 1 x	7 10 1 2 8 3

Pitchers: NEWSOM vs. DERRINGER, Moore (2), Riddle (9)  
 HR: Campbell (DET)  
 Attendance: 31,793

### Game 2 • October 3, 1940

DETROIT	2 0 0 0 0 1 0 0 0	R H E
CINCINNATI	0 2 2 1 0 0 0 0 x	3 3 1 5 9 0

Pitchers: ROWE, Gorsica (4) vs. WALTERS  
 HR: Ripple (CIN)  
 Attendance: 30,640

### Game 3 • October 4, 1940

CINCINNATI	1 0 0 0 0 0 1 2	R H E
DETROIT	0 0 0 1 0 0 4 2 x	4 10 1 7 13 1

Pitchers: TURNER, Moore (7), Beggs (8) vs. BRIDGES  
 HR: York (DET), Higgins (DET)  
 Attendance: 52,877

### Game 4 • October 5, 1940

CINCINNATI	2 0 1 1 0 0 0 1 0	R H E
DETROIT	0 0 1 0 0 1 0 0 0	5 11 1 2 5 1

Pitchers: DERRINGER vs. TROUT, Smith (3), McKain (7)  
 Attendance: 54,093

### Game 5 • October 6, 1940

CINCINNATI	0 0 0 0 0 0 0 0 0	R H E
DETROIT	0 0 3 4 0 0 0 1 x	0 3 0 8 13 0

Pitchers: THOMPSON, Moore (4), Vander Meer (5), Hutchings (8) vs. NEWSOM  
 HR: Greenberg (DET)  
 Attendance: 55,189

### Game 6 • October 7, 1940

DETROIT	0 0 0 0 0 0 0 0 0	R H E
CINCINNATI	2 0 0 0 0 1 0 1 x	0 5 0 4 10 2

Pitchers: ROWE, Gorsica (1), Hutchinson (8) vs. WALTERS  
 HR: Walters (CIN)  
 Attendance: 30,481

### Game 7 • October 8, 1940

DETROIT	0 0 1 0 0 0 0 0 0	R H E
CINCINNATI	0 0 0 0 0 0 2 0 x	1 7 0 2 7 1

Pitchers: NEWSOM vs. DERRINGER  
 Attendance: 26,854

### TIGERS STATISTICS FROM THE 1940 WORLD SERIES

Player	AVG	G	AB	R	H	TB	2B	3B	HR	RBI	SH	SF	HB	BB	SO	SB	CS	OBP	SLG	E
Averill, Earl	.000	3	3	0	0	0	0	0	0	0	0	0	0	0	0	0	0	.000	.000	0
Bartell, Dick	.269	7	26	2	7	9	2	0	0	3	0	0	0	3	3	0	0	.345	.346	1
Bridges, Tommy	.000	1	3	0	0	0	0	0	0	0	0	0	0	0	1	0	0	.000	.000	0
Campbell, Bruce	.360	7	25	4	9	13	1	0	1	5	1	0	0	4	4	0	2	.448	.520	0
Croucher, Frank	.000	1	0	0	0	0	0	0	0	0	0	0	0	0	0	0	0	.000	.000	0
Fox, Pete	.000	1	1	0	0	0	0	0	0	0	0	0	0	0	0	0	0	.000	.000	0
Gehring, Charlie	.214	7	28	3	6	6	0	0	0	1	0	0	0	2	0	0	0	.267	.214	0
Gorsica, Johnny	.000	2	4	0	0	0	0	0	0	0	0	0	0	0	2	0	0	.000	.000	0
Greenberg, Hank	.357	7	28	5	10	17	2	1	1	6	0	0	0	2	5	0	0	.400	.607	0
Higgins, Mike	.333	7	24	2	8	16	3	1	1	6	0	0	0	3	3	0	0	.407	.667	2
McCosky, Barney	.304	7	23	5	7	8	1	0	0	1	0	0	0	7	0	0	0	.467	.348	0
Newsom, Bobo	.100	3	10	1	1	1	0	0	0	0	2	0	0	0	1	0	0	.100	.100	0
Rowe, Schoolboy	.000	2	1	0	0	0	0	0	0	0	0	0	0	0	1	0	0	.000	.000	0
Smith, Clay	.000	1	1	0	0	0	0	0	0	0	0	0	0	0	1	0	0	.000	.000	0
Sullivan, Billy	.154	5	13	3	2	2	0	0	0	0	0	0	0	5	2	0	0	.389	.154	0
Tebbetts, Birdie	.000	4	11	0	0	0	0	0	0	0	0	0	0	0	0	0	0	.000	.000	1
Trout, Dizzy	.000	1	1	0	0	0	0	0	0	0	0	0	0	0	0	0	0	.000	.000	0
York, Rudy	.231	7	26	3	6	11	0	1	1	2	0	0	0	4	7	0	0	.333	.423	0
<b>Totals</b>	<b>.246</b>	<b>7</b>	<b>228</b>	<b>28</b>	<b>56</b>	<b>83</b>	<b>9</b>	<b>3</b>	<b>4</b>	<b>24</b>	<b>3</b>	<b>0</b>	<b>0</b>	<b>30</b>	<b>30</b>	<b>0</b>	<b>2</b>	<b>.333</b>	<b>.364</b>	<b>4</b>

Pitcher	W-L	ERA	G	GS	CG	SHO	SV	IP	H	AB	R	ER	HR	HB	BB	SO	WP	BK	AVG
Bridges, Tommy	1-0	3.00	1	1	1	0	0	9.0	10	37	4	3	0	0	1	5	0	0	.270
Gorsica, Johnny	0-0	0.79	2	0	0	0	0	11.1	6	39	1	1	0	0	4	4	0	0	.154
Hutchinson, Fred	0-0	9.00	1	0	0	0	0	1.0	1	4	1	1	1	0	1	1	0	0	.250
McKain, Archie	0-0	3.00	1	0	0	0	0	3.0	4	12	1	1	0	0	0	0	1	0	.333
Newsom, Bobo	2-1	1.38	3	3	3	1	0	26.0	18	92	4	4	0	0	4	17	0	0	.196
Rowe, Schoolboy	0-2	17.18	2	2	0	0	0	3.2	12	22	7	7	1	0	1	1	0	0	.545
Smith, Clay	0-0	2.25	1	0	0	0	0	4.0	1	13	1	1	0	0	3	1	0	0	.077
Trout, Dizzy	0-1	9.00	1	1	0	0	0	2.0	6	13	3	2	0	0	1	1	0	0	.462
<b>Totals</b>	<b>3-4</b>	<b>3.00</b>	<b>7</b>	<b>7</b>	<b>4</b>	<b>0</b>	<b>0</b>	<b>60.0</b>	<b>58</b>	<b>232</b>	<b>22</b>	<b>20</b>	<b>2</b>	<b>0</b>	<b>15</b>	<b>30</b>	<b>1</b>	<b>0</b>	<b>.250</b>

POSTSEASON



# 1945 WORLD SERIES

## DETROIT (AL) 4 -- CHICAGO (NL) 3

### Game 1 • October 3, 1945

CHICAGO	4	0	3	0	0	2	0		R	H	E
DETROIT	0	0	0	0	0	0	0		9	13	0
									0	6	0

**Pitchers:** BOROWY vs. NEWHOUSER, Benton (3), Tobin (5), Mueller (8)  
**HR:** Cavarretta (CHC)  
**Attendance:** 54,637

### Game 2 • October 4, 1945

CHICAGO	0	0	0	1	0	0	0		R	H	E
DETROIT	0	0	0	4	0	0	0		1	7	0
									4	7	0

**Pitchers:** WYSE, Erickson (7) vs. TRUCKS  
**HR:** Greenberg (DET)  
**Attendance:** 53,636

### Game 3 • October 5, 1945

CHICAGO	0	0	0	2	0	1	0		R	H	E
DETROIT	0	0	0	0	0	0	0		3	8	0
									0	1	2

**Pitchers:** PASSEAU vs. OVERMIRE, Benton (7)  
**Attendance:** 55,500

### Game 4 • October 6, 1945

DETROIT	0	0	0	4	0	0	0		R	H	E
CHICAGO	0	0	0	0	1	0	0		4	7	1
									1	5	1

**Pitchers:** TROUT vs. PRIM, Derringer (4), Vandenberg (6), Erickson (8)  
**Attendance:** 42,923

### Game 5 • October 7, 1945

DETROIT	0	0	1	0	0	4	1	0	2		R	H	E
CHICAGO	0	0	1	0	0	0	0	2	0		8	11	0
											4	7	2

**Pitchers:** NEWHOUSER vs. BOROWY, Vandenberg (6), Chipman (6), Derringer (7), Erickson (9)  
**Attendance:** 43,463

### Game 6 • October 8, 1945

DETROIT	0	1	0	0	0	2	4	0	0	0	0	0	0		R	H	E
CHICAGO	0	0	0	0	4	1	2	0	0	0	0	1			7	13	1
															8	15	3

**Pitchers:** TRUCKS, Caster (5), Bridges (6), Benton (7), TROUT (8) vs. PASSEAU, Wyse (7), PRIM (8), BOROWY (9)  
**HR:** Greenberg (DET)  
**Attendance:** 41,708

### Game 7 • October 10, 1945

DETROIT	5	1	0	0	0	0	1	2		R	H	E
CHICAGO	1	0	0	1	0	0	1	0		9	9	1
										1	0	0

**Pitchers:** NEWHOUSER vs. BOROWY, Derringer (1), Vandenberg (2), Erickson (6), Passeau (8), Wyse (9)  
**Attendance:** 41,590

### TIGERS STATISTICS FROM THE 1945 WORLD SERIES

Player	AVG	G	AB	R	H	TB	2B	3B	HR	RBI	SH	SF	HB	BB	SO	SB	CS	OBP	SLG	E
Borom, Red	.000	2	1	0	0	0	0	0	0	0	0	0	0	0	0	0	0	.000	.000	0
Cramer, Doc	.379	7	29	7	11	11	0	0	0	4	0	0	1	1	0	1	0	.419	.379	0
Cullenbine, Roy	.227	7	22	5	7	11	2	0	0	4	1	0	0	8	2	1	0	.433	.318	0
Eaton, Zeb	.000	1	1	0	0	0	0	0	0	0	0	0	0	0	1	0	0	.000	.000	0
Greenberg, Hank	.304	7	23	7	7	16	3	0	2	7	1	0	1	6	5	0	0	.467	.696	0
Hoover, Joe	.333	1	3	1	1	1	0	0	0	1	0	0	0	0	0	0	1	.333	.333	0
Hostetler, Chuck	.000	3	3	0	0	0	0	0	0	0	0	0	0	0	0	0	0	.000	.000	0
Maier, Bob	1.000	1	1	0	1	1	0	0	0	0	0	0	0	0	0	0	0	1.000	1.000	0
Mayo, Eddie	.250	7	28	4	7	8	1	0	0	2	0	0	0	3	2	0	0	.323	.286	2
McHale, John	.000	3	3	0	0	0	0	0	0	0	0	0	0	1	0	0	0	.000	.000	0
Mierkowitz, Ed	.000	1	0	0	0	0	0	0	0	0	0	0	0	0	0	0	0	.000	.000	0
Newhouser, Hal	.000	3	8	0	0	0	0	0	0	1	0	0	0	1	1	0	0	.111	.000	1
Outlaw, Jimmy	.179	7	28	1	5	5	0	0	0	3	1	0	0	2	1	1	0	.233	.179	0
Overmire, Stubby	.000	1	1	0	0	0	0	0	0	0	0	0	0	0	0	0	0	.000	.000	0
Richards, Paul	.211	7	19	0	4	6	2	0	0	6	0	0	0	4	3	0	0	.348	.316	1
Swift, Bob	.250	3	4	1	1	1	0	0	0	0	0	0	0	2	0	0	0	.500	.250	0
Tobin, Jim	.000	1	1	0	0	0	0	0	0	0	0	0	0	0	0	0	0	.000	.000	0
TROUT, Dizzy	.167	2	6	0	1	1	0	0	0	0	0	0	0	0	0	0	0	.167	.167	0
Trucks, Virgil	.000	2	4	0	0	0	0	0	0	0	0	0	0	1	1	0	0	.200	.000	0
Walker, Hub	.500	2	2	1	1	2	1	0	0	0	0	0	0	0	0	0	0	.500	1.000	0
Webb, Skeeter	.185	7	27	4	5	5	0	0	0	1	0	0	0	2	1	0	0	.241	.185	0
York, Rudy	.179	7	28	1	5	6	1	0	0	3	0	0	0	3	4	0	0	.258	.214	1
<b>Totals</b>	<b>.223</b>	<b>7</b>	<b>242</b>	<b>32</b>	<b>54</b>	<b>70</b>	<b>10</b>	<b>0</b>	<b>2</b>	<b>32</b>	<b>3</b>	<b>0</b>	<b>2</b>	<b>33</b>	<b>22</b>	<b>3</b>	<b>1</b>	<b>.321</b>	<b>.289</b>	<b>5</b>

Pitcher	W-L	ERA	G	GS	CG	SHO	SV	IP	H	AB	R	ER	HR	HB	BB	SO	WP	BK	AVG
Caster, George	0-0	0.00	1	0	0	0	0	0.2	0	2	0	0	0	0	0	1	0	0	.000
Mueller, Les	0-0	0.00	1	0	0	0	0	2.0	0	6	0	0	0	0	1	1	0	0	.000
TROUT, Dizzy	1-1	0.66	2	1	1	0	0	13.2	9	47	2	1	0	0	3	9	0	0	.191
Benton, Al	0-0	1.93	3	0	0	0	0	4.2	6	18	1	1	0	0	0	5	0	0	.333
Overmire, Stubby	0-1	3.00	1	1	0	0	0	6.0	4	21	2	2	0	0	2	2	0	0	.190
Trucks, Virgil	1-0	3.38	2	2	1	0	0	13.1	14	51	5	5	0	0	5	7	0	0	.275
Tobin, Jim	0-0	6.00	1	0	0	0	0	3.0	4	12	2	2	1	0	1	0	0	0	.333
Newhouser, Hal	2-1	6.10	3	3	2	0	0	20.2	25	83	14	14	0	0	4	22	1	0	.301
Bridges, Tommy	0-0	16.20	1	0	0	0	0	1.2	3	7	3	3	0	0	3	1	0	0	.429
<b>Totals</b>	<b>4-3</b>	<b>3.84</b>	<b>7</b>	<b>7</b>	<b>4</b>	<b>0</b>	<b>0</b>	<b>65.2</b>	<b>65</b>	<b>247</b>	<b>29</b>	<b>28</b>	<b>1</b>	<b>0</b>	<b>19</b>	<b>48</b>	<b>1</b>	<b>0</b>	<b>.263</b>

# 1968 WORLD SERIES



## DETROIT (AL) 4 -- ST. LOUIS (NL) 3

### Game 1 • October 2, 1968

DETROIT	0 0 0	0 0 0	0 0 0	R	H	E
ST. LOUIS	0 0 0	3 0 0	1 0 x	4	6	0

**Pitchers:** McLAIN, Dobson (6), McMahon (8) vs. GIBSON  
**HR:** Brock (STL)  
**Attendance:** 54,692

### Game 2 • October 3, 1968

DETROIT	0 1 1	0 0 3	1 0 2	R	H	E
ST. LOUIS	0 0 0	0 0 1	0 0 0	8	13	1

**Pitchers:** LOLICH vs. BRILES, Carlton (6), Willis (7), Hoerner (9)  
**HR:** Horton (DET), Lolich (DET), Cash (DET)  
**Attendance:** 54,692

### Game 3 • October 5, 1968

ST. LOUIS	0 0 0	0 4 0	3 0 0	R	H	E
DETROIT	0 2 1	0 0 0	0 0 0	7	13	0

**Pitchers:** WASHBURN, Hoerner (6) vs. WILSON, Dobson (5), McMahon (6), Patterson (7), Hiller (8)  
**HR:** Kaline (DET), McCarver (STL), McAuliffe (DET), Cepeda (STL)  
**Attendance:** 53,634

### Game 4 • October 6, 1968

ST. LOUIS	2 0 2	2 0 0	0 4 0	R	H	E
DETROIT	0 0 0	0 1 0	0 0 0	10	13	0

**Pitchers:** GIBSON vs. McLAIN, Sparma (3), Patterson (4), Lasher (6), Hiller (8), Dobson (8)  
**HR:** Brock (STL), Gibson (STL), Northrup (DET)  
**Attendance:** 53,634

### Game 5 • October 7, 1968

ST. LOUIS	3 0 0	0 0 0	0 0 0	R	H	E
DETROIT	0 0 0	2 0 0	3 0 x	3	9	0

**Pitchers:** Briles, HOERNER (7), Willis (7) vs. LOLICH  
**HR:** Cepeda (STL)  
**Attendance:** 53,634

### Game 6 • October 9, 1968

DETROIT	0 2 1	0 0 1	0 0 0	R	H	E
ST. LOUIS	0 0 0	0 0 0	0 0 1	13	12	1

**Pitchers:** McLAIN vs. WASHBURN, Jaster (3), Willis (3), Hughes (3), Carlton (4), Granger (7), Nelson (9)  
**HR:** Northrup (DET), Kaline (DET)  
**Attendance:** 54,692

### Game 7 • October 10, 1968

DETROIT	0 0 0	0 0 0	3 0 1	R	H	E
ST. LOUIS	0 0 0	0 0 0	0 0 1	4	8	1

**Pitchers:** LOLICH vs. GIBSON  
**HR:** Shannon (STL)  
**Attendance:** 54,692

### TIGERS STATISTICS FROM THE 1968 WORLD SERIES

Player	AVG	G	AB	R	H	TB	2B	3B	HR	RBI	SH	SF	HB	BB	SO	SB	CS	OBP	SLG	E
Brown, Gates	.000	1	1	0	0	0	0	0	0	0	0	0	0	0	0	0	0	.000	.000	0
Cash, Norm	.385	7	26	5	10	13	0	0	1	5	0	1	0	3	5	0	0	.433	.500	2
Comer, Wayne	1.000	1	1	0	1	1	0	0	0	0	0	0	0	0	0	0	0	1.000	1.000	0
Freehan, Bill	.083	7	24	0	2	3	1	0	0	2	0	0	0	4	8	0	0	.214	.125	2
Horton, Willie	.304	7	23	6	7	13	1	1	1	3	0	0	1	5	6	0	0	.448	.565	1
Kaline, Al	.379	7	29	6	11	19	2	0	2	8	0	0	1	0	7	0	0	.400	.655	0
Lolich, Mickey	.250	3	12	2	3	6	0	0	1	2	0	0	0	1	5	0	0	.308	.500	0
Matchick, Tommy	.000	3	3	0	0	0	0	0	0	0	0	0	0	0	1	0	0	.000	.000	0
Mathews, Eddie	.333	2	3	0	1	1	0	0	0	0	0	0	0	1	1	0	0	.500	.333	1
McAuliffe, Dick	.222	7	27	5	6	9	0	0	1	3	0	0	0	4	6	0	0	.323	.333	0
McLain, Denny	.000	3	6	0	0	0	0	0	0	0	1	0	0	0	4	0	0	.000	.000	1
Northrup, Jim	.250	7	28	4	7	15	0	1	2	8	0	0	0	1	5	0	1	.276	.536	2
Oyler, Ray	.000	4	0	0	0	0	0	0	0	0	1	0	0	0	0	0	0	.000	.000	0
Price, Jim	.000	2	2	0	0	0	0	0	0	0	0	0	0	0	1	0	0	.000	.000	0
Stanley, Mickey	.214	7	28	4	6	8	0	1	0	0	0	0	0	2	4	0	1	.267	.286	2
Tracewski, Dick	.000	2	0	1	0	0	0	0	0	0	0	0	0	0	0	0	0	.000	.000	0
Wert, Don	.118	6	17	1	2	2	0	0	0	2	0	0	1	6	5	0	0	.375	.118	0
Wilson, Earl	.000	1	1	0	0	0	0	0	0	0	0	0	0	0	1	0	0	.000	.000	0
<b>Totals</b>	<b>.242</b>	<b>7</b>	<b>231</b>	<b>34</b>	<b>56</b>	<b>90</b>	<b>4</b>	<b>3</b>	<b>8</b>	<b>33</b>	<b>2</b>	<b>1</b>	<b>3</b>	<b>27</b>	<b>59</b>	<b>0</b>	<b>2</b>	<b>.328</b>	<b>.390</b>	<b>11</b>

Pitcher	W-L	ERA	G	GS	CG	SHO	SV	IP	H	AB	R	ER	HR	HB	BB	SO	WP	BK	AVG
Dobson, Pat	0-0	3.86	3	0	0	0	0	4.2	5	18	2	2	2	0	1	0	0	0	.278
Hiller, John	0-0	13.50	2	0	0	0	0	2.0	6	13	4	3	0	0	3	1	0	0	.462
Lasher, Fred	0-0	0.00	1	0	0	0	0	2.0	1	7	0	0	0	0	0	1	0	0	.143
Lolich, Mickey	3-0	1.67	3	3	3	0	0	27.0	20	97	5	5	2	1	6	21	0	0	.206
McLain, Denny	1-2	3.24	3	3	1	0	0	16.2	18	68	8	6	1	0	4	13	0	0	.265
McMahon, Don	0-0	13.50	2	0	0	0	0	2.0	4	10	3	3	1	0	0	1	0	0	.400
Patterson, Daryl	0-0	0.00	2	0	0	0	0	3.0	1	8	0	0	0	0	1	0	0	0	.125
Sparma, Joe	0-0	54.00	1	0	0	0	0	0.1	2	3	2	2	1	0	0	0	0	0	.667
Wilson, Earl	0-1	6.23	1	1	0	0	0	4.1	4	15	3	3	0	0	6	3	0	0	.267
<b>Totals</b>	<b>4-3</b>	<b>3.48</b>	<b>7</b>	<b>7</b>	<b>4</b>	<b>0</b>	<b>0</b>	<b>62.0</b>	<b>61</b>	<b>239</b>	<b>27</b>	<b>24</b>	<b>7</b>	<b>1</b>	<b>21</b>	<b>40</b>	<b>0</b>	<b>0</b>	<b>.255</b>



# 1972 ALCS

## OAKLAND (WEST) 3 -- DETROIT (EAST) 2

### Game 1 • October 7, 1972

		<b>R</b>	<b>H</b>	<b>E</b>
DETROIT	0 10 000 000 01	2	6	2
OAKLAND	001 000 000 002	3	11	1

**Pitchers:** LOLICH, Seelbach (11) vs. Hunter; Blue (9), FINGERS (9)  
**HR:** Cash (DET), Kaline (DET)  
**Attendance:** 29,566

### Game 2 • October 8, 1972

		<b>R</b>	<b>H</b>	<b>E</b>
DETROIT	0 00 000 000	0	3	1
OAKLAND	1 00 040 00x	5	8	0

**Pitchers:** FRYMAN, Zachary (5), Scherman (5), LaGrow (6),  
 Hiller (7) vs. ODOM  
**Attendance:** 31,068

### Game 3 • October 10, 1972

		<b>R</b>	<b>H</b>	<b>E</b>
OAKLAND	0 00 000 000	0	7	0
DETROIT	0 00 200 01x	3	8	1

**Pitchers:** HOLTZMAN, Fingers (5), Blue (6), Locker (7) vs.  
 COLEMAN  
**HR:** Freehan (DET)  
**Attendance:** 41,156

### Game 4 • October 11, 1972

		<b>R</b>	<b>H</b>	<b>E</b>
OAKLAND	0 00 000 100 2	3	9	2
DETROIT	0 01 000 000 3	4	10	1

**Pitchers:** Hunter; Fingers (8), Blue (9), LOCKER (10), Horlen (10),  
 Hamilton (10) vs. Lolich, Seelbach (10), HILLER (10)  
**HR:** McAuliffe (DET), Epstein (OAK)  
**Attendance:** 37,615

### Game 5 • October 12, 1972

		<b>R</b>	<b>H</b>	<b>E</b>
OAKLAND	0 10 100 000	2	4	0
DETROIT	1 00 000 000	1	5	2

**Pitchers:** ODOM, Blue (6) vs. FRYMAN, Hiller (9)  
**Attendance:** 50,276

### TIGERS STATISTICS FROM THE 1972 ALCS

Player	AVG	G	AB	R	H	TB	2B	3B	HR	RBI	SH	SF	HB	BB	SO	SB	CS	OBP	SLG	E
Brinkman, Ed	.250	1	4	0	1	2	1	0	0	0	0	0	0	0	0	0	0	.250	.500	0
Brown, Gates	.000	3	2	1	0	0	0	0	0	0	0	0	1	0	0	0	0	.333	.000	0
Brown, Ike	.500	1	2	0	1	1	0	0	0	2	0	0	0	1	0	0	0	.500	.500	0
Cash, Norm	.267	5	15	1	4	7	0	0	1	2	1	0	2	3	0	0	0	.353	.467	0
Coleman, Joe	.500	1	2	0	1	1	0	0	0	0	0	0	1	0	0	0	0	.667	.500	0
Freehan, Bill	.250	3	12	2	3	7	1	0	1	3	1	0	0	1	0	0	0	.250	.583	0
Fryman, Woodie	.000	2	3	0	0	0	0	0	0	0	0	0	0	0	0	0	0	.000	.000	0
Haller, Tom	.000	1	1	0	0	0	0	0	0	0	0	0	0	0	0	0	0	.000	.000	0
Horton, Willie	.100	5	10	0	1	1	0	0	0	0	0	0	1	3	0	0	0	.182	.100	0
Kaline, Al	.263	5	19	3	5	8	0	0	1	1	1	0	0	2	2	0	0	.333	.421	1
Knox, John	.000	1	0	0	0	0	0	0	0	0	0	0	0	0	0	0	0	.000	.000	0
Lolich, Mickey	.000	2	7	0	0	0	0	0	0	0	0	0	0	2	0	0	0	.000	.000	0
McAuliffe, Dick	.200	5	20	3	4	7	0	0	1	1	0	0	1	4	0	1	0	.238	.350	4
Northrup, Jim	.357	5	14	0	5	5	0	0	0	1	0	0	0	2	3	0	1	.438	.357	0
Rodriguez, Aurelio	.000	5	16	0	0	0	0	0	0	0	0	0	2	2	0	0	0	.111	.000	1
Sims, Duke	.214	4	14	0	3	7	2	1	0	0	0	0	1	2	0	0	0	.267	.500	1
Stanley, Mickey	.333	4	6	0	2	2	0	0	0	0	0	0	0	0	0	0	0	.333	.333	0
Taylor, Tony	.133	4	15	0	2	4	2	0	0	0	0	0	0	2	0	0	0	.133	.267	0
<b>Totals</b>	<b>.198</b>	<b>5</b>	<b>162</b>	<b>10</b>	<b>32</b>	<b>52</b>	<b>6</b>	<b>1</b>	<b>4</b>	<b>10</b>	<b>3</b>	<b>0</b>	<b>13</b>	<b>25</b>	<b>0</b>	<b>2</b>	<b>.257</b>	<b>.321</b>	<b>7</b>	

Pitcher	W-L	ERA	G	GS	CG	SHO	SV	IP	H	AB	R	ER	HR	HB	BB	SO	WP	BK	AVG
Coleman, Joe	1-0	0.00	1	1	1	1	0	9.0	7	34	0	0	0	3	14	0	0	.206	
Fryman, Woodie	0-2	3.65	2	2	0	0	0	12.1	11	45	6	5	0	2	2	8	0	1	.244
Hiller, John	1-0	0.00	3	0	0	0	0	3.1	1	9	0	0	0	1	1	0	0	.111	
LaGrow, Lerrin	0-0	0.00	1	0	0	0	0	1.0	0	3	0	0	0	1	0	1	0	.000	
Lolich, Mickey	0-1	1.42	2	2	0	0	0	19.0	14	69	4	3	1	0	5	10	0	.203	
Scherman, Fred	0-0	0.00	1	0	0	0	0	0.2	1	3	0	0	0	0	1	0	0	.333	
Seelbach, Chuck	0-0	18.00	2	0	0	0	0	1.0	4	7	2	2	0	0	0	0	0	.571	
Zachary, Chris	0-0	---	1	0	0	0	0	0.0	0	0	1	1	0	0	1	0	2	---	
<b>Totals</b>	<b>2-3</b>	<b>2.14</b>	<b>5</b>	<b>5</b>	<b>1</b>	<b>1</b>	<b>0</b>	<b>46.1</b>	<b>38</b>	<b>170</b>	<b>13</b>	<b>11</b>	<b>1</b>	<b>3</b>	<b>12</b>	<b>35</b>	<b>2</b>	<b>1</b>	<b>.224</b>





**DETROIT (EAST) 3 -- KANSAS CITY (WEST) 0**

**Game 1 • October 2, 1984**

		<b>R H E</b>
<b>DETROIT</b>	2 00 110 121	8 14 0
<b>KANSAS CITY</b>	0 00 000 100	1 5 1

**Pitchers:** MORRIS, Hernandez (8) vs. BLACK, Huismann (6), M. Jones (8)  
**HR:** Herndon (DET), Trammell (DET), Parrish (DET)  
**Attendance:** 41,973

**Game 2 • October 3, 1984**

		<b>R H E</b>
<b>DETROIT</b>	2 01 000 000 02	5 8 1
<b>KANSAS CITY</b>	0 00 100 110 00	3 10 3

**Pitchers:** Petry, Hernandez (8), LOPEZ (9) vs. Saberhagen, QUISENBERRY (9)  
**HR:** Gibson (DET)  
**Attendance:** 42,019

**Game 3 • October 5, 1984**

		<b>R H E</b>
<b>KANSAS CITY</b>	0 00 0 00 000	0 3 3
<b>DETROIT</b>	0 10 0 00 00x	1 3 0

**Pitchers:** LEIBRANDT vs. WILCOX, Hernandez (9)  
**Attendance:** 52,168

**TIGERS STATISTICS FROM THE 1984 ALCS**

Player	AVG	G	AB	R	H	TB	2B	3B	HR	RBI	SH	SF	HB	BB	SO	SB	CS	OBP	SLG	E
Baker, Doug	.000	1	0	0	0	0	0	0	0	0	0	0	0	0	0	0	0	0.000	.000	0
Bergman, Dave	1.000	2	1	1	1	1	0	0	0	0	0	0	0	0	0	1	0	1.000	1.000	0
Brookens, Tom	.000	2	2	0	0	0	0	0	0	0	0	0	0	0	1	0	0	.000	.000	1
Castillo, Marty	.250	3	8	0	2	2	0	0	0	2	0	0	0	0	3	1	0	.250	.250	0
Evans, Darrell	.300	3	10	1	3	4	1	0	0	1	1	0	0	1	0	1	0	.364	.400	0
Garbey, Barbaro	.333	3	9	1	3	3	0	0	0	0	0	0	0	0	1	0	0	.333	.333	0
Gibson, Kirk	.417	3	12	2	5	9	1	0	1	2	0	0	0	2	1	1	0	.500	.750	0
Grubb, Johnny	.250	1	4	0	1	2	1	0	0	2	1	0	0	0	0	0	0	.250	.500	0
Herndon, Larry	.200	2	5	1	1	4	0	0	1	1	0	0	0	1	2	0	0	.333	.800	0
Jones, Ruppert	.000	2	5	1	0	0	0	0	0	0	0	0	0	1	1	0	0	.167	.000	0
Kuntz, Rusty	.000	1	1	0	0	0	0	0	0	0	0	0	0	0	0	0	0	.000	.000	0
Lemon, Chet	.000	3	13	1	0	0	0	0	0	0	0	0	0	1	0	0	0	.000	.000	0
Parrish, Lance	.250	3	12	1	3	7	1	0	1	3	0	1	0	0	3	0	0	.231	.583	0
Trammell, Alan	.364	3	11	2	4	9	0	1	1	3	0	0	0	3	1	0	0	.500	.818	0
Whitaker, Lou	.143	3	14	3	2	2	0	0	0	0	0	0	0	3	0	0	0	.143	.143	0
<b>Totals</b>	<b>.234</b>	<b>3</b>	<b>107</b>	<b>14</b>	<b>25</b>	<b>43</b>	<b>4</b>	<b>1</b>	<b>4</b>	<b>14</b>	<b>2</b>	<b>1</b>	<b>0</b>	<b>8</b>	<b>17</b>	<b>4</b>	<b>0</b>	<b>.284</b>	<b>.402</b>	<b>1</b>

Pitcher	W-L	ERA	G	GS	CG	SHO	SV	IP	H	AB	R	ER	HR	HB	BB	SO	WP	BK	AVG
Hernandez, Willie	0-0	2.25	3	0	0	0	1	4.0	3	15	1	1	0	0	1	3	0	0	.200
Lopez, Aurelio	1-0	0.00	1	0	0	0	0	3.0	4	12	0	0	0	0	1	2	0	0	.333
Morris, Jack	1-0	1.29	1	1	0	0	0	7.0	5	26	1	1	0	0	1	4	0	0	.192
Petry, Dan	0-0	2.57	1	1	0	0	0	7.0	4	27	2	2	0	0	1	4	0	0	.148
Wilcox, Milt	1-0	0.00	1	1	0	0	0	8.0	2	26	0	0	0	0	2	8	0	0	.077
<b>Totals</b>	<b>3-0</b>	<b>1.24</b>	<b>3</b>	<b>3</b>	<b>0</b>	<b>1</b>	<b>1</b>	<b>29.0</b>	<b>18</b>	<b>106</b>	<b>4</b>	<b>4</b>	<b>0</b>	<b>0</b>	<b>6</b>	<b>21</b>	<b>0</b>	<b>0</b>	<b>.170</b>

**LONGEST SINGLE-SEASON HOME WINNING STREAKS**

The Tigers posted a 10-game winning streak at home during the 2013 season, tied for the fourth-longest home winning streak in club history. The following list contains the longest home winning streaks in franchise history:

Year	Streak	Dates
1909	17	August 19-September 7
1919	13	June 1-July 10
1949	11	August 12-29
1927	10	August 10-20
1934	10	August 3-September 5
1975	10	July 3-20
2006	10	June 15-July 15
2012	10	July 18-August 7
2013	10	July 14-August 15

Courtesy of STATS LLC



# 1984 WORLD SERIES

## DETROIT (AL) 4 -- SAN DIEGO (NL) 1

### Game 1 • October 9, 1984

DETROIT	1 0 0 0 2 0 0 0 0	R H E
SAN DIEGO	2 0 0 0 0 0 0 0 0	3 8 0
		2 8 1

**Pitchers:** MORRIS vs. THURMOND, Hawkins (6), Dravecky (8)  
**HR:** Herndon (DET)  
**Attendance:** 57,908

### Game 2 • October 10, 1984

DETROIT	3 0 0 0 0 0 0 0 0	R H E
SAN DIEGO	1 0 0 1 3 0 0 0 x	3 7 3
		5 11 0

**Pitchers:** PETRY, Lopez (5), Scherrer (6), Blair (7), Hernandez (8) vs. Whitson, HAWKINS (1), Lefferts (7)  
**HR:** Bevacqua (SD)  
**Attendance:** 57,911

### Game 3 • October 12, 1984

SAN DIEGO	0 0 1 0 0 0 1 0 0	R H E
DETROIT	0 4 1 0 0 0 0 0 x	2 10 0
		5 7 0

**Pitchers:** LOLLAR, Booker (2), Harris (3) vs. WILCOX, Scherrer (7), Hernandez (7)  
**HR:** Castillo (DET)  
**Attendance:** 51,970

### Game 4 • October 13, 1984

SAN DIEGO	0 1 0 0 0 0 0 1	R H E
DETROIT	2 0 2 0 0 0 0 0 x	2 5 2
		4 7 0

**Pitchers:** SHOW, Dravecky (3), Lefferts (7), Gossage (8) vs. MORRIS  
**HR:** Trammell 2 (DET), Kennedy (SD)  
**Attendance:** 52,130

### Game 5 • October 14, 1984

SAN DIEGO	0 0 1 2 0 0 0 1 0	R H E
DETROIT	3 0 0 0 1 0 1 3 x	4 10 1
		8 11 1

**Pitchers:** Thurmond, HAWKINS (1), Lefferts (5), Gossage (7) vs. Petry, Scherrer (4), LOPEZ (5), Hernandez (8)  
**HR:** Gibson 2 (DET), Parrish (DET), Bevacqua (SD)  
**Attendance:** 51,901

### TIGERS STATISTICS FROM THE 1984 WORLD SERIES

Player	AVG	G	AB	R	H	TB	2B	3B	HR	RBI	SH	SF	HB	BB	SO	SB	CS	OBP	SLG	E	
Bergman, Dave	.000	5	5	0	0	0	0	0	0	0	0	0	0	0	1	0	0	0	.000	.000	0
Brookens, Tom	.000	3	3	0	0	0	0	0	0	0	0	0	0	0	1	0	0	0	.000	.000	0
Castillo, Marty	.333	3	9	2	3	6	0	0	1	2	0	0	0	2	1	0	0	0	.455	.667	0
Evans, Darrell	.067	5	15	1	1	1	0	0	0	1	0	0	0	4	4	0	0	0	.263	.067	0
Garbey, Barbaro	.000	4	12	0	0	0	0	0	0	0	0	0	0	0	2	0	0	0	.000	.000	0
Gibson, Kirk	.333	5	18	4	6	12	0	0	2	7	0	0	1	4	4	3	1	0	.478	.667	2
Grubb, Johnny	.333	4	3	0	1	1	0	0	0	0	0	0	1	0	0	0	0	0	.500	.333	0
Herndon, Larry	.333	5	15	1	5	8	0	0	1	3	0	0	0	3	2	0	1	0	.444	.533	0
Johnson, Howard	.000	1	1	0	0	0	0	0	0	0	0	0	0	0	0	0	0	0	.000	.000	0
Jones, Ruppert	.000	2	3	0	0	0	0	0	0	0	0	0	0	0	1	0	0	0	.000	.000	0
Kuntz, Rusty	.000	2	1	0	0	0	0	0	0	1	0	1	0	0	1	0	0	0	.000	.000	0
Lemon, Chet	.294	5	17	1	5	5	0	0	0	1	0	0	0	2	2	2	1	0	.368	.294	0
Parrish, Lance	.278	5	18	3	5	9	1	0	1	2	0	1	0	3	2	1	0	0	.364	.500	1
Trammell, Alan	.450	5	20	5	9	16	1	0	2	6	1	0	0	2	2	1	1	0	.500	.800	1
Whitaker, Lou	.278	5	18	6	5	7	2	0	0	0	1	0	0	4	4	0	0	0	.409	.389	0
<b>Totals</b>	<b>.253</b>	<b>5</b>	<b>158</b>	<b>23</b>	<b>40</b>	<b>65</b>	<b>4</b>	<b>0</b>	<b>7</b>	<b>23</b>	<b>2</b>	<b>2</b>	<b>2</b>	<b>24</b>	<b>27</b>	<b>7</b>	<b>4</b>	<b>.355</b>	<b>.411</b>	<b>4</b>	

Pitcher	W-L	ERA	G	GS	CG	SHO	SV	IP	H	AB	R	ER	HR	HB	BB	SO	WP	BK	AVG	
Bair, Doug	0-0	0.00	1	0	0	0	0	0.2	0	1	0	0	0	0	0	1	0	0	0	.000
Hernandez, Willie	0-0	1.69	3	0	0	0	2	5.1	4	19	1	1	1	0	0	0	0	0	.211	
Lopez, Aurelio	1-0	0.00	2	0	0	0	0	3.0	1	10	0	0	0	0	1	4	0	0	.100	
Morris, Jack	2-0	2.00	2	2	2	0	0	18.0	13	64	4	4	1	0	3	13	2	0	.203	
Petry, Dan	0-1	9.00	2	2	0	0	0	8.0	14	35	8	8	1	0	5	4	0	1	.400	
Scherrer, Bill	0-0	3.00	3	0	0	0	0	3.0	5	12	1	1	0	0	0	0	0	0	.417	
Wilcox, Milt	1-0	1.50	1	1	0	0	0	6.0	7	25	1	1	0	0	2	4	0	0	.280	
<b>Totals</b>	<b>4-1</b>	<b>3.07</b>	<b>5</b>	<b>5</b>	<b>2</b>	<b>0</b>	<b>2</b>	<b>44.0</b>	<b>44</b>	<b>166</b>	<b>15</b>	<b>15</b>	<b>3</b>	<b>0</b>	<b>11</b>	<b>26</b>	<b>2</b>	<b>1</b>	<b>.265</b>	

### BACK-TO-BACK HOME RUNS IN THE PLAYOFFS

Victor Martinez and J.D. Martinez hit back-to-back home runs for the Tigers in Game 1 of the American League Division Series at Baltimore on October 2, 2014, while J.D. Martinez and Nicholas Castellanos connected for back-to-back home runs in Game Two on October 3, 2014. It marked just the second and third times in franchise history that the Tigers have hit back-to-back homers in the postseason. It also was the first time a team has hit back-to-back home runs in consecutive postseason games since Tampa Bay did so in the 2008 American League Championship Series vs. Boston.



**MINNESOTA (WEST) 4 -- DETROIT (EAST) 1**

**Game 1 • October 7, 1987**

		<b>R H E</b>
DETROIT	0 0 1 0 0 1 2 0	5 10 0
MINNESOTA	0 1 0 0 3 0 0 4 x	8 10 0

**Pitchers:** ALEXANDER, Henneman (8), Hernandez (8), King (8)  
vs. Viola, REARDON (8)

**HR:** Heath (DET), Gibson (DET), Gaetti 2 (MIN)

**Attendance:** 53,269

**Game 2 • October 8, 1987**

		<b>R H E</b>
DETROIT	0 2 0 0 0 0 0 1 0	3 7 1
MINNESOTA	0 3 0 2 1 0 0 0 x	6 6 0

**Pitchers:** MORRIS vs. BLYLEVEN, Berenguer (8)

**HR:** Lemon (DET), Whitaker (DET), Hrbek (MIN)

**Attendance:** 55,245

**Game 3 • October 10, 1987**

		<b>R H E</b>
MINNESOTA	0 0 0 2 0 2 0 0	6 8 1
DETROIT	0 0 5 0 0 0 0 2 x	7 7 0

**Pitchers:** Straker, Schatzeder (3), Berenguer (7), REARDON (8)  
vs. Terrell, HENNEMAN (7)

**HR:** Gagne (MIN), Brunansky (MIN), Sheridan (DET)

**Attendance:** 49,730

**Game 4 • October 11, 1987**

		<b>R H E</b>
MINNESOTA	0 0 1 1 1 1 0 1 0	5 7 1
DETROIT	1 0 0 0 1 1 0 0 0	3 7 3

**Pitchers:** VIOLA, Atherton (6), Berenguer (6), Reardon (9)  
vs. TANANA, Petry (6), Thurmond (9)

**HR:** Puckett (MIN), Gagne (MIN)

**Attendance:** 51,939

**Game 5 • October 12, 1987**

		<b>R H E</b>
MINNESOTA	0 4 0 0 0 0 1 1 3	9 15 1
DETROIT	0 0 0 3 0 0 1 1 1	5 9 1

**Pitchers:** BLYLEVEN, Schatzeder (7), Berenguer (8), Reardon (8)  
vs. ALEXANDER, King (2), Henneman (7), Robinson (9)

**HR:** Brunansky (MIN), Nokes (DET), Lemon (DET)

**Attendance:** 47,448

**TIGERS STATISTICS FROM THE 1987 ALCS**

Player	AVG	G	AB	R	H	TB	2B	3B	HR	RBI	SH	SF	HB	BB	SO	CS	OBP	SLG	E
Bergman, Dave	.250	4	4	0	1	1	0	0	0	2	0	1	0	0	1	0	.200	.250	0
Brookens, Tom	.000	5	13	0	0	0	0	0	0	0	1	0	0	0	3	0	.000	.000	0
Evans, Darrell	.294	5	17	0	5	5	0	0	0	0	0	0	1	4	2	0	.455	.294	3
Gibson, Kirk	.286	5	21	4	6	10	1	0	1	4	0	0	0	3	8	3	.375	.476	0
Grubb, Johnny	.571	4	7	0	4	4	0	0	0	0	0	0	0	0	1	0	.571	.571	0
Heath, Mike	.286	3	7	1	2	5	0	0	1	2	1	0	0	0	0	0	.286	.714	0
Herndon, Larry	.333	3	9	1	3	4	1	0	0	2	0	0	0	1	1	0	.400	.444	1
Lemon, Chet	.278	5	18	4	5	11	0	0	2	4	0	1	0	1	4	0	.300	.611	0
Madlock, Bill	.000	1	5	0	0	0	0	0	0	0	0	0	0	0	3	0	.000	.000	0
Morrison, Jim	.400	2	5	1	2	2	0	0	0	0	0	0	0	0	1	0	.400	.400	0
Nokes, Matt	.143	5	14	2	2	5	0	0	1	2	0	0	0	1	4	0	.200	.357	0
Sheridan, Pat	.300	5	10	2	3	7	1	0	1	2	0	0	2	0	2	1	.417	.700	0
Trammell, Alan	.200	5	20	3	4	5	1	0	0	2	0	0	0	1	2	0	.238	.250	1
Whitaker, Lou	.176	5	17	4	3	6	0	0	1	1	0	0	0	7	3	1	.417	.353	0
<b>Totals</b>	<b>.240</b>	<b>5</b>	<b>167</b>	<b>23</b>	<b>40</b>	<b>65</b>	<b>4</b>	<b>0</b>	<b>7</b>	<b>21</b>	<b>2</b>	<b>2</b>	<b>3</b>	<b>18</b>	<b>35</b>	<b>5</b>	<b>.321</b>	<b>.389</b>	<b>5</b>

Pitcher	W-L	ERA	G	GS	CG	SHO	SV	IP	H	AB	R	ER	HR	HB	BB	SO	WP	BK	AVG
Alexander, Doyle	0-2	10.00	2	2	0	0	0	9.0	14	39	10	10	2	1	1	5	0	0	.359
Henneman, Mike	1-0	10.80	3	0	0	0	0	5.0	6	21	6	6	1	0	6	3	0	0	.286
Hernandez, Willie	0-0	0.00	1	0	0	0	0	0.1	2	2	0	0	0	0	0	0	0	0	1.000
King, Eric	0-0	1.69	2	0	0	0	0	5.1	3	19	1	1	0	1	2	4	1	0	.158
Morris, Jack	0-1	6.75	1	1	1	0	0	8.0	6	30	6	6	1	0	3	7	0	0	.200
Petry, Dan	0-0	0.00	1	0	0	0	0	3.1	1	13	1	0	0	0	0	1	1	0	.077
Robinson, Jeff	0-0	0.00	1	0	0	0	0	0.1	1	2	0	0	0	0	0	0	0	0	.500
Tanana, Frank	0-1	5.06	1	1	0	0	0	5.1	6	20	4	3	2	3	4	1	1	0	.300
Terrell, Walt	0-0	9.00	1	1	0	0	0	6.0	7	24	6	6	2	0	4	4	0	0	.292
Thurmond, Mark	0-0	0.00	1	0	0	0	0	0.1	0	1	0	0	0	0	0	0	0	0	.000
<b>Totals</b>	<b>1-4</b>	<b>6.70</b>	<b>5</b>	<b>5</b>	<b>1</b>	<b>0</b>	<b>0</b>	<b>43.0</b>	<b>46</b>	<b>171</b>	<b>34</b>	<b>32</b>	<b>8</b>	<b>5</b>	<b>20</b>	<b>25</b>	<b>3</b>	<b>0</b>	<b>.269</b>

POSTSEASON



# 2006 ALDS

## DETROIT (WILD CARD) 3 -- NEW YORK (EAST) 1

### Game 1 • October 3, 2006

						<b>R H E</b>
<b>DETROIT</b>	0 0 0	0 3 0	1 0 0			4 12 1
<b>NEW YORK</b>	0 0 5	0 0 2	1 0 x			8 14 0

**Pitchers:** ROBERTSON, Grilli (6), Walker (7) vs. WANG, Myers (7), Proctor (7), Farnsworth (8), Rivera (9)  
**HR:** Monroe (DET), Granderson (DET), Giambi (NYY), Jeter (NYY)  
**Attendance:** 56,291

### Game 2 • October 5, 2006

						<b>R H E</b>
<b>DETROIT</b>	0 1 0	0 1 1	1 0 0			4 8 0
<b>NEW YORK</b>	0 0 0	3 0 0	0 0 0			3 8 1

**Pitchers:** Verlander; WALKER (6), Zumaya (7), Jones (9) vs. MUSSINA, Proctor (8), Bruney (9)  
**HR:** Guillen (DET), Damon (NYY)  
**Attendance:** 56,252

### Game 3 • October 6, 2006

						<b>R H E</b>
<b>NEW YORK</b>	0 0 0	0 0 0	0 0 0			0 5 0
<b>DETROIT</b>	0 3 0	0 0 2	1 0 x			6 10 0

**Pitchers:** JOHNSON, Bruney (6), Villone (8) vs. ROGERS, Zumaya (8), Jones (9)  
**HR:** Granderson (DET)  
**Attendance:** 43,440

### Game 4 • October 7, 2006

						<b>R H E</b>
<b>NEW YORK</b>	0 0 0	0 0 0	1 0 2			3 6 2
<b>DETROIT</b>	0 3 1	0 3 1	0 0 x			8 13 0

**Pitchers:** WRIGHT, Lidle (3), Bruney (5), Proctor (5), Farnsworth (8) vs. BONDERMAN, Walker (9)  
**HR:** Posada (NYY), Ordoñez (DET), Monroe (DET)  
**Attendance:** 43,126

### TIGERS STATISTICS FROM THE 2006 ALDS

Player	AVG	G	AB	R	H	TB	2B	3B	HR	RBI	SH	SF	HB	BB	SO	SB	CS	OBP	SLG	E
Casey, Sean	.353	4	17	1	6	9	3	0	0	4	0	0	0	0	0	0	0	.353	.529	0
Granderson, Curtis	.294	4	17	3	5	13	0	1	2	5	0	1	0	0	1	1	0	.278	.765	0
Guillen, Carlos	.571	4	14	3	8	14	3	0	1	2	0	0	2	1	0	0	0	.625	1.000	0
Inge, Brandon	.133	4	15	1	2	2	0	0	0	0	1	0	0	0	6	0	0	.133	.133	0
Monroe, Craig	.188	4	16	3	3	10	1	0	2	3	0	0	0	0	3	0	0	.188	.625	0
Ordoñez, Magglio	.267	4	15	3	4	8	1	0	1	2	0	0	0	1	2	0	1	.313	.533	0
Polanco, Placido	.412	4	17	3	7	8	1	0	0	2	0	0	0	1	1	0	1	.444	.471	0
Rodriguez, Ivan	.231	4	13	3	3	4	1	0	0	3	0	1	0	2	3	0	0	.313	.308	0
Thames, Marcus	.333	4	15	2	5	7	2	0	0	1	0	0	0	1	5	0	0	.375	.467	0
<b>Totals</b>	<b>.309</b>	<b>4</b>	<b>139</b>	<b>22</b>	<b>43</b>	<b>75</b>	<b>12</b>	<b>1</b>	<b>6</b>	<b>22</b>	<b>1</b>	<b>2</b>	<b>0</b>	<b>7</b>	<b>22</b>	<b>1</b>	<b>2</b>	<b>.338</b>	<b>.540</b>	<b>0</b>

Pitcher	W-L	ERA	G	GS	CG	SHO	SV	IP	H	AB	R	ER	HR	HB	BB	SO	WP	BK	AVG
Bonderman, Jeremy	1-0	2.16	1	1	0	0	0	8.1	5	30	2	2	0	0	1	4	0	0	.167
Grilli, Jason	0-0	0.00	1	0	0	0	0	0.1	0	1	0	0	0	0	0	0	0	0	.000
Jones, Todd	0-0	0.00	2	0	0	0	1	2.0	1	7	0	0	0	0	0	2	0	0	.143
Robertson, Nate	0-1	11.12	1	1	0	0	0	5.2	12	28	7	7	1	2	0	1	0	0	.429
Rogers, Kenny	1-0	0.00	1	1	0	0	0	7.2	5	27	0	0	0	1	2	8	0	0	.185
Verlander, Justin	0-0	5.06	1	1	0	0	0	5.1	7	22	3	3	1	0	4	5	0	0	.318
Walker, Jamie	1-0	4.91	3	0	0	0	0	3.2	3	13	2	2	2	0	1	1	0	0	.231
Zumaya, Joel	0-0	0.00	2	0	0	0	0	2.0	0	6	0	0	0	0	0	3	0	0	.000
<b>Totals</b>	<b>3-1</b>	<b>3.60</b>	<b>4</b>	<b>4</b>	<b>0</b>	<b>1</b>	<b>1</b>	<b>35.0</b>	<b>33</b>	<b>134</b>	<b>14</b>	<b>14</b>	<b>4</b>	<b>3</b>	<b>8</b>	<b>24</b>	<b>0</b>	<b>0</b>	<b>.246</b>



**DETROIT (WILD CARD) 4 -- OAKLAND (WEST) 0**

**Game 1 • October 10, 2006**

							<b>R H E</b>
<b>DETROIT</b>	0 0 2	3 0 0	0 0 0				5 11 1
<b>OAKLAND</b>	0 0 0	0 0 0	0 1 0				1 8 1

**Pitchers:** ROBERTSON, Rodney (6), Zumaya (8), Jones (9) vs. ZITO, Gaudin (4), Kennedy (6), Calero (7), Blanton (8)  
**HR:** Inge (DET), Rodriguez (DET)  
**Attendance:** 35,655

**Game 2 • October 11, 2006**

							<b>R H E</b>
<b>DETROIT</b>	0 1 0	4 0 2	0 0 1				8 11 0
<b>OAKLAND</b>	1 0 2	0 0 1	1 0 0				5 11 1

**Pitchers:** VERLANDER, Ledezma (6), Grilli (7), Rodney (8), Jones (9) vs. LOAIZA, Gaudin (7), Kennedy (7), Street (8)  
**HR:** Gomez (DET), Granderson (DET), Bradley 2 (OAK), Chavez (OAK)  
**Attendance:** 36,168

**Game 3 • October 13, 2006**

							<b>R H E</b>
<b>OAKLAND</b>	0 0 0	0 0 0	0 0 0				0 2 0
<b>DETROIT</b>	2 0 0	0 1 0	0 0 x				3 6 0

**Pitchers:** HARDEN, Gaudin (6), Kennedy (7), Calero (8) vs. ROGERS, Rodney (8), Jones (9)  
**HR:** Monroe (DET)  
**Attendance:** 41,669

**Game 4 • October 14, 2006**

							<b>R H E</b>
<b>OAKLAND</b>	2 0 0	1 0 0	0 0 0				3 8 1
<b>DETROIT</b>	0 0 0	0 2 1	0 0 3				6 11 0

**Pitchers:** Haren, Kennedy (6), Calero (7), STREET (7) vs. Bonderman, Walker (7), Grilli (8), LEDEZMA (9)  
**HR:** Payton (OAK), Ordoñez 2 (DET)  
**Attendance:** 42,967

**TIGERS STATISTICS FROM THE 2006 ALCS**

Player	AVG	G	AB	R	H	TB	2B	3B	HR	RBI	SH	SF	HB	BB	SO	SB	CS	OBP	SLG	E
Casey, Sean	.333	1	3	0	1	1	0	0	0	0	0	0	0	1	0	0	0	.500	.333	0
Gomez, Alexis	.444	3	9	1	4	7	0	0	1	4	0	0	0	2	0	0	0	.444	.778	0
Granderson, Curtis	.333	4	15	4	5	10	2	0	1	2	0	0	0	4	2	1	0	.474	.667	0
Guillen, Carlos	.188	4	16	1	3	4	1	0	0	0	0	0	0	1	4	0	0	.235	.250	1
Infante, Omar	.500	1	2	0	1	1	0	0	0	0	0	0	0	1	1	1	0	.667	.500	0
Inge, Brandon	.333	4	12	3	4	8	1	0	1	3	0	1	0	3	3	0	0	.438	.667	0
Monroe, Craig	.429	4	14	5	6	11	2	0	1	4	0	1	0	3	4	0	0	.500	.786	0
Ordoñez, Magglio	.235	4	17	3	4	10	0	0	2	6	0	0	0	2	2	0	0	.316	.588	0
Perez, Neifi	.000	1	4	0	0	0	0	0	0	0	1	0	0	0	1	0	0	.000	.000	0
Polanco, Placido	.529	4	17	2	9	10	1	0	0	2	0	0	0	2	1	0	0	.579	.588	0
Rodriguez, Ivan	.125	4	16	2	2	5	0	0	1	1	0	0	0	1	4	0	0	.176	.313	0
Santiago, Ramon	.000	3	7	0	0	0	0	0	0	0	0	0	0	1	0	0	0	.125	.000	0
Thames, Marcus	.000	2	5	1	0	0	0	0	0	0	0	0	0	0	1	0	0	.000	.000	0
<b>Totals</b>	<b>.285</b>	<b>4</b>	<b>137</b>	<b>22</b>	<b>39</b>	<b>67</b>	<b>7</b>	<b>0</b>	<b>7</b>	<b>22</b>	<b>1</b>	<b>2</b>	<b>0</b>	<b>19</b>	<b>25</b>	<b>2</b>	<b>0</b>	<b>.367</b>	<b>.489</b>	<b>1</b>

Pitcher	W-L	ERA	G	GS	CG	SHO	SV	IP	H	AB	R	ER	HR	HB	BB	SO	WP	BK	AVG
Bondeman, Jeremy	0-0	4.05	1	1	0	0	0	6.2	6	26	3	3	1	0	2	3	1	0	.231
Grilli, Jason	0-0	0.00	2	0	0	0	0	1.0	1	3	0	0	0	0	3	1	0	0	.333
Jones, Todd	0-0	0.00	3	0	0	0	2	3.0	3	12	0	0	0	0	1	2	0	0	.250
Ledezma, Wil	1-0	3.38	2	0	0	0	0	2.2	2	10	1	1	0	1	1	1	0	0	.200
Robertson, Nate	1-0	0.00	1	1	0	0	0	5.0	6	18	0	0	0	0	3	4	0	0	.333
Rodney, Fernando	0-0	0.00	3	0	0	0	0	3.2	1	11	0	0	0	0	1	4	0	0	.091
Rogers, Kenny	1-0	0.00	1	1	0	0	0	7.1	2	23	0	0	0	1	2	6	0	0	.087
Verlander, Justin	1-0	6.75	1	1	0	0	0	5.1	7	23	4	4	2	0	1	6	1	1	.304
Walker, Jamie	0-0	0.00	1	0	0	0	0	0.1	0	1	0	0	0	0	0	1	0	0	.000
Zumaya, Joel	0-0	9.00	1	0	0	0	0	1.0	1	4	1	1	0	0	0	0	0	0	.250
<b>Totals</b>	<b>4-0</b>	<b>2.25</b>	<b>4</b>	<b>4</b>	<b>0</b>	<b>1</b>	<b>2</b>	<b>36.0</b>	<b>29</b>	<b>131</b>	<b>9</b>	<b>9</b>	<b>4</b>	<b>1</b>	<b>14</b>	<b>28</b>	<b>2</b>	<b>1</b>	<b>.221</b>

**TIGERS REACH THREE MILLION MARK IN 2013**

The Tigers welcomed 3,083,397 fans to Comerica Park during the 2013 season, marking the second consecutive season and fourth time in club history the team surpassed the three million mark in attendance. The club surpassed the three million mark with 3,047,139 tickets sold during the 2007 season, established a single-season franchise record with 3,202,645 tickets sold during the 2008 season and sold 3,028,033 during the 2012 season.

Detroit sold out 34 of the club's home games at Comerica Park during the 2013 season, while the Tigers sold out 33 during the 2012 season and 27 of the club's home games at Comerica Park during the 2008 season.

Forty-one of Detroit's 81 home games at Comerica Park during the 2007 season were sellouts, including 14 straight home games June 29-August 4. The 14 straight sellouts established a Comerica Park record.



# 2006 WORLD SERIES

## ST. LOUIS (NL) 4 -- DETROIT (AL) 1

### Game 1 • October 21, 2006

ST. LOUIS	0 13 003 000	R H E
DETROIT	1 00 000 001	7 8 2
		2 4 3

**Pitchers:** REYES, Loooper (9) vs. VERLANDER, Grilli (6), Rodney (7), Ledezma (8), Jones (9), Walker (9)  
**HR:** Monroe (DET), Rolen (STL), Pujols (STL)  
**Attendance:** 42,479

### Game 2 • October 22, 2006

ST. LOUIS	0 00 000 001	R H E
DETROIT	2 00 010 00x	1 4 1
		3 10 1

**Pitchers:** WEAVER, Johnson (6), Kinney (6), Flores (7), Thompson (8), Wainwright (8) vs. ROGERS, Jones (9)  
**HR:** Monroe (DET)  
**Attendance:** 42,533

### Game 3 • October 24, 2006

DETROIT	0 00 000 000	R H E
ST. LOUIS	0 00 200 21x	0 3 1
		5 7 0

**Pitchers:** ROBERTSON, Ledezma (6), Zumaya (6), Grilli (7), Rodney (8), Miner (8) vs. CARPENTER, Loooper (9)  
**Attendance:** 46,513

### Game 4 • October 26, 2006

DETROIT	0 12 000 010	R H E
ST. LOUIS	0 01 100 21x	4 10 1
		5 9 0

**Pitchers:** Bonderman, Rodney (6), ZUMAYA (8) vs. Suppan, Kinney (7), Johnson (7), Loooper (8), WAINWRIGHT (8)  
**HR:** Casey (DET)  
**Attendance:** 46,470

### Game 5 • October 27, 2006

DETROIT	0 00 200 000	R H E
ST. LOUIS	0 10 200 10x	2 5 2
		4 8 1

**Pitchers:** VERLANDER, Rodney (7), Zumaya (8) vs. WEAVER, Wainwright (9)  
**HR:** Casey (DET)  
**Attendance:** 46,638

### TIGERS STATISTICS FROM THE 2006 WORLD SERIES

Player	AVG	G	AB	R	H	TB	2B	3B	HR	RBI	SH	SF	HB	BB	SO	SB	CS	OBP	SLG	E
Bondeman, Jeremy	.000	1	2	0	0	0	0	0	0	0	1	0	0	0	1	0	0	.000	.000	0
Casey, Sean	.529	5	17	2	9	17	2	0	2	5	0	0	1	0	2	0	0	.556	1.000	0
Gomez, Alexis	.000	3	3	0	0	0	0	0	0	0	0	0	0	1	0	0	0	.000	.000	0
Granderson, Curtis	.095	5	21	1	2	3	1	0	0	0	0	0	1	7	0	0	0	.136	.143	0
Guillen, Carlos	.353	5	17	2	6	9	1	1	0	2	0	0	0	3	4	1	0	.450	.529	0
Infante, Omar	.000	1	1	0	0	0	0	0	0	0	0	0	0	0	0	0	0	.000	.000	0
Inge, Brandon	.353	5	17	0	6	8	2	0	0	1	0	0	0	1	6	0	0	.389	.471	3
Monroe, Craig	.150	5	20	3	3	10	1	0	2	2	0	0	0	1	5	0	0	.190	.500	0
Ordoñez, Magglio	.105	5	19	2	2	2	0	0	0	0	0	0	1	4	0	0	0	.150	.105	0
Perez, Neifi	.000	2	0	0	0	0	0	0	0	0	0	0	0	0	0	0	0	.000	.000	0
Polanco, Placido	.000	5	17	0	0	0	0	0	0	0	0	0	1	1	1	0	0	.105	.000	0
Robertson, Nate	.000	1	0	0	0	0	0	0	0	0	1	0	0	0	0	0	0	.000	.000	0
Rodriguez, Ivan	.158	5	19	1	3	4	1	0	0	1	0	0	0	0	3	0	0	.158	.211	0
Santiago, Ramon	.200	3	5	0	1	1	0	0	0	0	1	0	0	0	2	0	0	.200	.200	0
Thames, Marcus	.000	2	1	0	0	0	0	0	0	0	0	0	0	0	0	0	0	.000	.000	0
Verlander, Justin	.000	2	2	0	0	0	0	0	0	0	0	0	0	0	1	0	0	.000	.000	2
<b>Totals</b>	<b>.199</b>	<b>5</b>	<b>161</b>	<b>11</b>	<b>32</b>	<b>54</b>	<b>8</b>	<b>1</b>	<b>4</b>	<b>11</b>	<b>3</b>	<b>0</b>	<b>2</b>	<b>8</b>	<b>37</b>	<b>1</b>	<b>0</b>	<b>.246</b>	<b>.335</b>	<b>5</b>

Pitcher	W-L	ERA	G	GS	CG	SHO	SV	IP	H	AB	R	ER	HR	HB	BB	SO	WP	BK	AVG
Bondeman, Jeremy	0-0	3.38	1	1	0	0	0	5.1	6	20	2	2	0	0	4	4	0	0	.300
Grilli, Jason	0-0	0.00	2	0	0	0	0	1.2	0	6	0	0	0	0	1	0	0	0	.000
Jones, Todd	0-0	0.00	2	0	0	0	1	1.2	3	9	1	0	0	1	0	0	0	0	.333
Ledezma, Wil	0-0	0.00	2	0	0	0	0	1.1	2	6	0	0	0	0	0	1	0	0	.333
Miner, Zach	0-0	0.00	1	0	0	0	0	0.2	0	1	0	0	0	1	0	0	1	0	.000
Robertson, Nate	0-1	3.60	1	1	0	0	0	5.0	5	20	2	2	0	0	3	3	0	0	.250
Rodney, Fernando	0-0	4.50	4	0	0	0	0	4.0	5	15	4	2	0	0	4	5	0	0	.333
Rogers, Kenny	1-0	0.00	1	1	0	0	0	8.0	2	25	0	0	0	0	3	5	0	0	.080
Verlander, Justin	0-2	5.73	2	2	0	0	0	11.0	12	44	10	7	2	0	5	12	2	0	.273
Walker, Jamie	0-0	0.00	1	0	0	0	0	0.1	0	1	0	0	0	0	0	1	1	0	.000
Zumaya, Joel	0-1	3.00	3	0	0	0	0	3.0	1	11	3	1	0	0	3	3	1	0	.091
<b>Totals</b>	<b>1-4</b>	<b>3.00</b>	<b>5</b>	<b>5</b>	<b>0</b>	<b>0</b>	<b>1</b>	<b>42.0</b>	<b>36</b>	<b>158</b>	<b>22</b>	<b>14</b>	<b>2</b>	<b>2</b>	<b>23</b>	<b>34</b>	<b>5</b>	<b>0</b>	<b>.228</b>



**DETROIT [CENTRAL] 3 -- NEW YORK [EAST] 2**

**Game 1 • September 30, 2011**

		<b>R H E</b>
DETROIT	1 0 0 0 0 0 2	3 7 0
NEW YORK	1 0 0 0 1 6 0 1 x	9 11 0

**Pitchers:** Verlander, FISTER (2), Albuquerque (6), Perry (7), Schlereth (8) vs. Sabathia, NOVA (3), Ayala (9), Rivera (9)  
**HR:** Young (DET), Canó (NYY)  
**Attendance:** 50,940

**Game 2 • October 2, 2011**

		<b>R H E</b>
DETROIT	2 0 0 0 0 2 0 0 1	5 9 0
NEW YORK	0 0 0 0 0 0 1 2	3 5 1

**Pitchers:** SCHERZER, Benoit (7), Valverde (9) vs. GARCIA, Logan (6), Wade (7), Ayala (9)  
**HR:** Cabrera (DET), Granderson (NYY), Swisher (NYY)  
**Attendance:** 50,596

**Game 3 • October 3, 2011**

		<b>R H E</b>
NEW YORK	2 0 0 0 0 2 0 0	4 6 0
DETROIT	0 0 2 0 1 1 1 0 x	5 8 0

**Pitchers:** Sabathia, SORIANO (6), Robertson (8) vs. VERLANDER, Valverde (9)  
**HR:** Young (DET)  
**Attendance:** 43,581

**Game 4 • October 4, 2011**

		<b>R H E</b>
NEW YORK	0 0 2 0 2 0 0 6 0	10 13 0
DETROIT	0 0 0 1 0 0 0 0 0	1 4 0

**Pitchers:** BURNETT, Soriano (6), Hughes (8), Logan (9) vs. PORCELLO, Coke (7), Albuquerque (8), Schlereth (8), Perry (8)  
**HR:** Martinez (DET)  
**Attendance:** 43,527

**Game 5 • October 6, 2011**

		<b>R H E</b>
DETROIT	2 0 0 0 1 0 0 0 0	3 8 0
NEW YORK	0 0 0 0 1 0 1 0 0	2 10 0

**Pitchers:** FISTER, Scherzer (6), Benoit (7), Valverde (9) vs. NOVA, Hughes (3), Logan (4), Sabathia (5), Soriano (6), Robertson (8), Rivera (9)  
**HR:** Kelly (DET), Young (DET), Canó (NYY)  
**Attendance:** 50,960

**TIGERS STATISTICS FROM THE 2011 ALDS**

Player	AVG	G	AB	R	H	TB	2B	3B	HR	RBI	SH	SF	HB	BB	SO	SB	CS	OBP	SLG	E
Avila, Alex	.063	5	16	0	1	1	0	0	0	1	1	0	0	2	7	0	0	.167	.063	0
Betemit, Wilson	.000	3	8	0	0	0	0	0	0	0	0	0	0	4	0	0	0	.000	.000	0
Cabrera, Miguel	.200	5	15	2	3	6	0	0	1	3	0	0	0	5	1	0	0	.400	.400	0
Inge, Brandon	.429	4	7	3	3	4	1	0	0	0	0	0	1	0	0	0	0	.500	.571	0
Jackson, Austin	.125	5	16	3	2	3	1	0	0	0	1	0	0	4	8	1	0	.300	.188	0
Kelly, Don	.364	4	11	3	4	7	0	0	1	2	0	0	0	0	4	0	0	.364	.636	0
Martinez, Victor	.222	5	18	1	4	7	0	0	1	3	0	0	0	2	5	0	0	.300	.389	0
Ordoñez, Magglio	.455	4	11	1	5	6	1	0	0	0	0	0	0	1	2	0	0	.500	.545	0
Peralta, Jhonny	.222	5	18	0	4	6	2	0	0	1	0	0	1	1	4	0	0	.300	.333	0
Raburn, Ryan	.400	3	5	0	2	2	0	0	0	1	0	0	0	0	3	0	0	.400	.400	0
Santiago, Ramon	.143	4	14	0	2	3	1	0	0	2	2	0	0	0	3	0	0	.143	.214	0
Santos, Omir	.000	1	0	0	0	0	0	0	0	0	0	0	0	0	0	0	0	.000	.000	0
Young, Delmon	.316	5	19	4	6	15	0	0	3	3	0	0	0	2	2	0	0	.381	.789	0
<b>Totals</b>	<b>.228</b>	<b>5</b>	<b>158</b>	<b>17</b>	<b>36</b>	<b>60</b>	<b>6</b>	<b>0</b>	<b>6</b>	<b>16</b>	<b>4</b>	<b>0</b>	<b>2</b>	<b>17</b>	<b>47</b>	<b>2</b>	<b>0</b>	<b>.311</b>	<b>.380</b>	<b>0</b>

Pitcher	W-L	ERA	G	GS	CG	SHO	SV	IP	H	AB	R	ER	HR	HB	BB	SO	WP	BK	AVG
Albuquerque, Al	0-0	81.00	2	0	0	0	0	0.1	2	3	3	1	0	1	0	0	1	0	.667
Benoit, Joaquin	0-0	2.45	2	0	0	0	0	3.2	4	15	1	1	1	0	1	6	0	0	.267
Coke, Phil	0-0	27.00	1	0	0	0	0	1.0	3	6	3	3	0	0	1	1	0	0	.500
Fister, Doug	1-1	6.52	2	1	0	0	0	9.2	12	41	7	7	1	0	4	10	0	1	.293
Perry, Ryan	0-0	0.00	2	0	0	0	0	2.1	3	9	0	0	0	0	0	2	0	0	.333
Porcello, Rick	0-1	6.00	1	1	0	0	0	6.0	5	22	4	4	0	2	1	5	0	0	.227
Scherzer, Max	1-0	1.23	2	1	0	0	0	7.1	4	26	1	1	0	1	4	7	0	0	.154
Schlereth, Daniel	0-0	10.80	2	0	0	0	0	1.2	4	9	2	2	0	0	0	4	1	0	.444
Valverde, Jose	0-0	6.00	3	0	0	0	2	3.0	2	10	2	2	1	0	4	3	0	0	.200
Verlander, Justin	1-0	5.00	2	2	0	0	0	9.0	6	32	5	5	0	1	5	12	1	0	.188
<b>Totals</b>	<b>3-2</b>	<b>5.73</b>	<b>5</b>	<b>5</b>	<b>0</b>	<b>0</b>	<b>2</b>	<b>44.0</b>	<b>45</b>	<b>173</b>	<b>28</b>	<b>28</b>	<b>4</b>	<b>4</b>	<b>21</b>	<b>50</b>	<b>2</b>	<b>2</b>	<b>.260</b>



# 2011 ALCS

## TEXAS (WEST) 4 -- DETROIT (CENTRAL) 2

### Game 1 • October 8, 2011

	R	H	E
DETROIT	0	0	0
TEXAS	2	7	1
	3	6	0

**Pitchers:** VERLANDER, Porcello (5), Coke (7), Perry (7) vs. Wilson, Gonzalez (5), OGANDO (6), Oliver (8), Adams (8), Feliz (9)  
**HR:** Cruz (TEX)  
**Attendance:** 50,114

### Game 2 • October 10, 2011

	R	H	E
DETROIT	0	0	3
TEXAS	2	0	0
	3	8	0
	7	11	1

**Pitchers:** Scherzer, Coke (7), Benoit (7), Valverde (9), PERRY (11) vs. Holland, Feldman (3), Ogando (8), Gonzalez (9), Feliz (9), ADAMS (11)  
**HR:** Raburn (DET), Cruz 2 (TEX)  
**Attendance:** 51,227

### Game 3 • October 11, 2011

	R	H	E
TEXAS	1	0	0
DETROIT	0	0	0
	2	8	0
	5	11	0

**Pitchers:** LEWIS, Uehara (6), Oliver (7), Tateyama (8) vs. FISTER, Benoit (8), Valverde (9)  
**HR:** Cabrera (DET), Martinez (DET), Peralta (DET)  
**Attendance:** 41,905

### Game 4 • October 12, 2011

	R	H	E
TEXAS	0	0	0
DETROIT	0	0	0
	7	11	0
	3	5	1

**Pitchers:** Harrison, Ogando (6), Adams (8), Oliver (9), FELDMAN (10), Feliz (11) vs. Porcello, Alburquerque (7), Benoit (8), VALVERDE (10), Coke (11)  
**HR:** Cruz (TEX), Inge (DET)  
**Attendance:** 42,234

### Game 5 • October 13, 2011

	R	H	E
TEXAS	1	0	0
DETROIT	0	0	0
	5	10	1
	7	10	1

**Pitchers:** WILSON, Uehara (7), Gonzalez (7), Adams (8) vs. VERLANDER, Coke (8)  
**HR:** Cruz (TEX), Raburn (DET), Young 2 (DET), Avila (DET)  
**Attendance:** 41,908

### Game 6 • October 15, 2011

	R	H	E
DETROIT	1	1	0
TEXAS	0	0	0
	5	10	2
	15	17	0

**Pitchers:** SCHERZER, Schlereth (3), Porcello (3), Perry (3), Penny (6), Alburquerque (7) vs. Holland, Feldman (5), OGANDO (6), Adams (8), Feliz (9)  
**HR:** Jackson (DET), Cabrera 2 (DET), Peralta (DET) Young (TEX), Cruz (TEX)  
**Attendance:** 51,508

### TIGERS STATISTICS FROM THE 2011 ALCS

Player	AVG	G	AB	R	H	TB	2B	3B	HR	RBI	SH	SF	HB	BB	SO	SB	CS	OBP	SLG	E
Avila, Alex	.080	6	25	1	2	5	0	0	1	1	0	0	0	0	9	0	0	.080	.200	0
Betemit, Wilson	.000	1	1	0	0	0	0	0	0	0	0	0	0	0	1	0	0	.000	.000	0
Cabrera, Miguel	.400	6	20	5	8	21	4	0	3	7	0	0	0	7	6	1	0	.556	1.050	0
Dirks, Andy	.200	2	5	1	1	1	0	0	0	0	0	0	0	0	1	1	0	.200	.200	0
Inge, Brandon	.267	6	15	3	4	7	0	0	1	1	1	0	0	3	3	0	0	.389	.467	0
Jackson, Austin	.240	6	25	3	6	10	1	0	1	4	0	0	1	3	11	0	1	.345	.400	1
Kelly, Don	.222	5	9	0	2	3	1	0	0	0	0	0	0	0	0	0	0	.222	.333	0
Martinez, Victor	.273	6	22	3	6	11	0	1	1	2	0	0	1	3	1	0	0	.385	.500	0
Ordoñez, Magglio	.000	1	2	0	0	0	0	0	0	0	0	0	0	1	1	0	0	.333	.000	0
Peralta, Jhonny	.217	6	23	2	5	12	1	0	2	2	1	0	0	1	4	0	0	.250	.522	0
Raburn, Ryan	.261	6	23	4	6	13	1	0	2	4	0	0	0	4	4	0	0	.370	.565	1
Santiago, Ramon	.375	6	24	1	9	10	1	0	0	0	0	0	0	0	4	0	0	.375	.417	1
Worth, Danny	.000	1	0	0	0	0	0	0	0	0	0	0	0	0	0	0	0	.000	.000	0
Young, Delmon	.133	4	15	2	2	8	0	0	2	3	0	0	0	0	5	0	0	.133	.533	1
<b>Totals</b>	<b>.244</b>	<b>6</b>	<b>209</b>	<b>25</b>	<b>51</b>	<b>101</b>	<b>9</b>	<b>1</b>	<b>13</b>	<b>24</b>	<b>2</b>	<b>0</b>	<b>2</b>	<b>22</b>	<b>50</b>	<b>2</b>	<b>1</b>	<b>.322</b>	<b>.483</b>	<b>5</b>

Pitcher	W-L	ERA	G	GS	CG	SHO	SV	IP	H	AB	R	ER	HR	HB	BB	SO	WP	BK	AVG
Alburquerque, Al	0-0	0.00	2	0	0	0	0	1.2	0	5	0	0	0	0	2	2	1	0	.000
Benoit, Joaquin	0-0	0.00	3	0	0	0	0	4.0	0	10	0	0	0	0	2	3	0	0	.000
Coke, Phil	0-0	2.70	4	0	0	0	1	3.1	3	13	1	1	0	0	1	2	0	0	.231
Fister, Doug	1-0	2.45	1	1	0	0	0	7.1	7	25	2	2	0	1	0	3	0	0	.280
Penny, Brad	0-0	27.00	1	0	0	0	0	1.2	7	12	5	5	2	0	2	1	1	0	.583
Perry, Ryan	0-1	9.00	3	0	0	0	0	4.0	6	17	5	4	1	0	0	1	0	0	.353
Porcello, Rick	0-0	4.00	3	1	0	0	0	9.0	10	37	5	4	0	0	1	7	0	0	.270
Scherzer, Max	0-1	9.72	2	2	0	0	0	8.1	11	36	9	9	1	0	5	7	0	0	.306
Schlereth, Daniel	0-0	---	1	0	0	0	0	0.0	1	1	1	1	0	0	0	0	0	0	1.000
Valverde, Jose	0-1	8.31	3	0	0	0	1	4.1	5	17	4	4	1	1	2	3	0	0	.294
Verlander, Justin	1-1	5.56	2	2	0	0	0	11.1	13	47	7	7	2	0	5	13	1	0	.277
<b>Totals</b>	<b>2-4</b>	<b>6.05</b>	<b>6</b>	<b>6</b>	<b>0</b>	<b>0</b>	<b>2</b>	<b>55.0</b>	<b>63</b>	<b>220</b>	<b>39</b>	<b>37</b>	<b>7</b>	<b>2</b>	<b>20</b>	<b>42</b>	<b>3</b>	<b>0</b>	<b>.286</b>





**DETROIT (CENTRAL) 3 -- OAKLAND (WEST) 2**

**Game 1 • October 6, 2012**

		<b>R H E</b>
OAKLAND	1 0 0 0 0 0 0	1 4 1
DETROIT	1 0 1 0 1 0 0 x	3 7 0

**Pitchers:** PARKER, Neshek (7), Blevins (8) vs. VERLANDER, Benoit (8), Valverde (9)  
**HR:** Crisp (OAK), Avila (DET)  
**Attendance:** 43,323

**Game 2 • October 7, 2012**

		<b>R H E</b>
OAKLAND	0 0 1 0 0 0 1 2 0	4 9 1
DETROIT	0 0 1 0 0 0 2 1 1	5 11 0

**Pitchers:** Milone, Doolittle (7), Cook (8), BALFOUR (9) vs. Fister, Benoit (8), Coke (9), ALBUQUERQUE (9)  
**HR:** Reddick (OAK)  
**Attendance:** 40,684

**Game 3 • October 9, 2012**

		<b>R H E</b>
DETROIT	0 0 0 0 0 0 0 0 0	0 4 0
OAKLAND	1 0 0 0 1 0 0 0 x	2 5 0

**Pitchers:** SANCHEZ, Dotel (7), Coke (8), Porcello (8) vs. ANDERSON, Cook (7), Doolittle (8), Balfour (9)  
**HR:** Smith (OAK)  
**Attendance:** 37,090

**Game 4 • October 10, 2012**

		<b>R H E</b>
DETROIT	0 0 1 1 0 0 0 1 0	3 10 1
OAKLAND	0 0 0 0 0 1 0 0 3	4 8 0

**Pitchers:** Scherzer, Dotel (6), Coke (6), Albuquerque (7), Benoit (8), VALVERDE (9) vs. Griffin, Blevins (6), Doolittle (8), COOK (8)  
**HR:** Fielder (DET)  
**Attendance:** 36,385

**Game 5 • October 11, 2012**

		<b>R H E</b>
DETROIT	0 0 2 0 0 0 4 0 0	6 9 0
OAKLAND	0 0 0 0 0 0 0 0 0	0 4 1

**Pitchers:** VERLANDER vs. PARKER, Cook (7), Blevins (7), Scribner (8)  
**Attendance:** 36,393

**TIGERS STATISTICS FROM THE 2012 ALDS**

Player	AVG	G	AB	R	H	TB	2B	3B	HR	RBI	SH	SF	HB	BB	SO	SB	CS	OBP	SLG	E
Avila, Alex	.250	4	12	2	3	7	1	0	1	1	0	0	0	6	0	0	0	.250	.583	0
Berry, Quintin	.300	4	10	1	3	4	1	0	0	0	1	0	0	1	3	1	0	.364	.400	0
Cabrera, Miguel	.250	5	20	1	5	7	2	0	0	1	0	0	1	1	1	0	0	.318	.350	0
Dirks, Andy	.294	5	17	0	5	6	1	0	0	0	1	0	0	0	3	1	0	.294	.353	0
Fielder, Prince	.190	5	21	1	4	7	0	0	1	2	0	0	0	1	2	0	0	.227	.333	1
Garcia, Avisail	.143	5	7	0	1	1	0	0	0	1	0	0	0	1	2	0	0	.250	.143	0
Infante, Omar	.353	5	17	6	6	7	1	0	0	0	1	0	0	1	6	1	0	.389	.412	0
Jackson, Austin	.250	5	20	4	5	7	2	0	0	3	1	0	0	1	7	0	0	.286	.350	0
Kelly, Don	.000	1	0	1	0	0	0	0	0	1	0	1	0	0	0	0	0	.000	.000	0
Laird, Gerald	.000	2	5	0	0	0	0	0	0	0	0	0	1	0	3	0	0	.167	.000	0
Peralta, Jhonny	.294	5	17	1	5	5	0	0	0	0	0	0	0	1	3	1	0	.333	.294	0
Worth, Danny	.000	1	0	0	0	0	0	0	0	0	0	0	0	0	0	0	0	.000	.000	0
Young, Delmon	.235	5	17	0	4	4	0	0	0	2	0	0	1	0	3	0	1	.278	.235	0
<b>Totals</b>	<b>.252</b>	<b>5</b>	<b>163</b>	<b>17</b>	<b>41</b>	<b>55</b>	<b>8</b>	<b>0</b>	<b>2</b>	<b>11</b>	<b>4</b>	<b>1</b>	<b>3</b>	<b>7</b>	<b>39</b>	<b>4</b>	<b>1</b>	<b>.293</b>	<b>.337</b>	<b>1</b>

Pitcher	W-L	ERA	G	GS	CG	SHO	SV	IP	H	AB	R	ER	HR	HB	BB	SO	WP	BK	AVG
Albuquerque, Al	1-0	0.00	2	0	0	0	0	1.1	0	4	0	0	0	0	0	1	0	0	.000
Benoit, Joaquin	0-0	6.00	3	0	0	0	0	3.0	4	13	2	2	1	0	1	2	1	0	.308
Coke, Phil	0-0	0.00	3	0	0	0	0	1.2	1	6	0	0	0	0	2	1	0	0	.167
Dotel, Octavio	0-0	0.00	2	0	0	0	0	1.0	0	3	0	0	0	0	1	2	0	0	.000
Fister, Doug	0-0	2.57	1	1	0	0	0	7.0	6	24	2	2	0	2	2	8	0	0	.250
Porcello, Rick	0-0	0.00	1	0	0	0	0	0.1	0	1	0	0	0	0	0	0	0	0	.000
Sanchez, Anibal	0-1	2.84	1	1	0	0	0	6.1	5	22	2	2	1	0	2	3	0	0	.227
Scherzer, Max	0-0	0.00	1	1	0	0	0	5.1	3	19	1	0	0	0	1	8	1	0	.158
Valverde, Jose	0-1	16.20	2	0	0	0	1	1.2	4	9	3	3	0	0	3	0	0	0	.444
Verlander, Justin	2-0	0.56	2	2	1	1	0	16.0	7	54	1	1	1	0	5	22	0	0	.130
<b>Totals</b>	<b>3-2</b>	<b>2.06</b>	<b>5</b>	<b>5</b>	<b>1</b>	<b>1</b>	<b>1</b>	<b>43.2</b>	<b>30</b>	<b>155</b>	<b>11</b>	<b>10</b>	<b>3</b>	<b>2</b>	<b>14</b>	<b>50</b>	<b>2</b>	<b>0</b>	<b>.194</b>



# 2012 ALCS

## DETROIT (CENTRAL) 4 -- NEW YORK (EAST) 0

### Game 1 • October 13, 2012

DETROIT	0 0 0 0 2 0 2 0 0 2	R H E
		6 15 1
NEW YORK	0 0 0 0 0 0 4 0 0 0	R H E
		4 11 0

**Pitchers:** Fister, Coke (7), Benoit (8) Valverde (9), Dotel (9), SMYLY (11) vs. Pettitte, Lowe (7), Logan (8), Eppley (9), Rapada (9), Soriano (10), Robertson (11), PHELPS (12)

**HR:** Young (DET), Suzuki (NYY), Ibanez (NYY)  
**Attendance:** 47,122

### Game 2 • October 14, 2012

DETROIT	0 0 0 0 0 1 2 0	R H E
		3 8 1
NEW YORK	0 0 0 0 0 0 0 0	R H E
		0 4 0

**Pitchers:** SANCHEZ, Coke (8) vs. KURODA, Logan (8), Chamberlain (8), Rapada (8), Eppley (8)

**Attendance:** 47,082

### Game 3 • October 16, 2012

NEW YORK	0 0 0 0 0 0 1	R H E
		1 5 1
DETROIT	0 0 0 1 1 0 0 0 x	R H E
		2 7 0

**Pitchers:** HUGHES, Phelps (4), Rapada (5), Eppley (5), Logan (6) Chamberlain (8) vs. VERLANDER, Coke (9)

**HR:** Nunez (NYY), Young (DET)  
**Attendance:** 42,490

### Game 4 • October 18, 2012

NEW YORK	0 0 0 0 0 1 0 0 0	R H E
		1 2 2
DETROIT	1 0 1 4 0 0 1 1 x	R H E
		8 16 1

**Pitchers:** SABATHIA, Eppley (4), Rapada (5), Chamberlain (6), Lowe (7), Robertson (8) vs. SCHERZER, Smyly (6), Dotel (7), Coke (8)

**HR:** Jackson (DET), Cabrera (DET), Peralta 2 (DET)  
**Attendance:** 42,477

### TIGERS STATISTICS FROM THE 2012 ALCS

Player	AVG	G	AB	R	H	TB	2B	3B	HR	RBI	SH	SF	HB	BB	SO	SB	CS	OBP	SLG	E
Avila, Alex	.200	3	10	0	2	2	0	0	0	0	0	0	0	0	4	0	0	.200	.200	0
Berry, Quintin	.250	3	8	2	2	3	1	0	0	0	0	0	0	0	1	1	0	.250	.375	0
Cabrera, Miguel	.313	4	16	3	5	9	1	0	1	4	0	0	3	2	0	0	0	.421	.563	0
Dirks, Andy	.222	4	18	0	4	5	1	0	0	1	0	0	0	1	2	0	0	.263	.278	0
Fielder, Prince	.235	4	17	1	4	4	0	0	0	1	0	0	0	2	5	0	0	.316	.235	1
Garcia, Avisail	.455	4	11	0	5	6	1	0	0	3	0	0	0	0	1	1	0	.455	.545	0
Infante, Omar	.222	4	18	3	4	4	0	0	0	0	0	0	0	1	3	1	0	.263	.222	1
Jackson, Austin	.353	4	17	3	6	12	1	1	1	1	0	0	0	2	3	0	0	.421	.706	0
Kelly, Don	.000	1	0	1	0	0	0	0	0	0	0	0	0	0	0	0	0	.000	.000	0
Laird, Gerald	.125	2	8	0	1	1	0	0	0	0	0	0	0	0	1	0	0	.125	.125	0
Peralta, Jhonny	.389	4	18	3	7	14	1	0	2	3	0	0	0	1	3	0	0	.421	.778	0
Young, Delmon	.353	4	17	3	6	13	1	0	2	6	0	0	0	2	5	0	0	.421	.765	0
<b>Totals</b>	<b>.291</b>	<b>4</b>	<b>158</b>	<b>19</b>	<b>46</b>	<b>73</b>	<b>7</b>	<b>1</b>	<b>6</b>	<b>19</b>	<b>0</b>	<b>0</b>	<b>0</b>	<b>12</b>	<b>30</b>	<b>3</b>	<b>0</b>	<b>.341</b>	<b>.462</b>	<b>3</b>

Pitcher	W-L	ERA	G	GS	CG	SHO	SV	IP	H	AB	R	ER	HR	HB	BB	SO	WP	BK	AVG
Benoit, Joaquin	0-0	0.00	1	0	0	0	0	0.2	1	3	0	0	0	0	0	0	0	0	.333
Coke, Phil	0-0	0.00	4	0	0	0	2	5.2	3	20	0	0	0	0	0	4	0	0	.150
Dotel, Octavio	0-0	0.00	2	0	0	0	0	2.1	0	7	0	0	0	0	2	3	0	0	.000
Fister, Doug	0-0	0.00	1	1	0	0	0	6.1	6	25	0	0	0	0	4	5	0	0	.240
Sanchez, Anibal	1-0	0.00	1	1	0	0	0	7.0	3	24	0	0	0	0	3	7	0	0	.125
Scherzer, Max	1-0	1.59	1	1	0	0	0	5.2	2	20	1	1	0	0	2	10	0	0	.100
Smyly, Drew	1-0	0.00	2	0	0	0	0	2.1	1	8	0	0	0	0	0	2	0	0	.125
Valverde, Jose	0-0	54.00	1	0	0	0	0	0.2	3	5	4	4	2	0	1	2	0	0	.600
Verlander, Justin	1-0	1.08	1	1	0	0	0	8.1	3	28	1	1	1	0	0	3	0	0	.107
<b>Totals</b>	<b>4-0</b>	<b>1.38</b>	<b>4</b>	<b>4</b>	<b>0</b>	<b>1</b>	<b>2</b>	<b>39.0</b>	<b>22</b>	<b>140</b>	<b>6</b>	<b>6</b>	<b>3</b>	<b>0</b>	<b>12</b>	<b>36</b>	<b>0</b>	<b>0</b>	<b>.157</b>

### ROOKIE WINNING WAYS

Zach Miner, Justin Verlander and Joel Zumaya combined to win 30 games as rookies during the 2006 season, marking the fourth-highest win total by club rookies in Tigers history. The following is a list of the top rookie win totals in club history.

Year	Wins
1901	43
1922	37
1942	31
2006	30
1913	29
1937	29

# 2012 WORLD SERIES



## SAN FRANCISCO (NL) 4 -- DETROIT (AL) 0

### Game 1 • October 24, 2012

	R	H	E
DETROIT	0	0	0
SAN FRANCISCO	1	0	3

**Pitchers:** VERLANDER, Albuquerque (5), Valverde (7), Benoit (7), Porcello (8) vs. ZITO, Lincecum (6), Mijares (9), Kontos (9), Affeldt (9)

**HR:** Peralta (DET), Sandoval 3 (SF)  
**Attendance:** 42,855

### Game 2 • October 25, 2012

	R	H	E
DETROIT	0	0	0
SAN FRANCISCO	0	2	5

**Pitchers:** FISTER, Smyly (7), Dotel (8), Coke (8) vs. BUMGARNER, Casilla (8), Romo (9)  
**Attendance:** 42,982

### Game 3 • October 27, 2012

	R	H	E
SAN FRANCISCO	0	2	0
DETROIT	0	0	5

**Pitchers:** VOGELSONG, Lincecum (6), Romo (9) vs. SANCHEZ, Benoit (8), Coke (9)  
**Attendance:** 42,262

### Game 4 • October 28, 2012

	R	H	E
SAN FRANCISCO	0	1	0
DETROIT	0	2	5

**Pitchers:** Cain, Affeldt (8), CASILLA (9), Romo (10) vs. Scherzer, Smyly (7), Dotel (7), Coke (9)  
**HR:** Posey (SF), Cabrera (DET), Young (DET)  
**Attendance:** 42,152

### TIGERS STATISTICS FROM THE 2012 WORLD SERIES

Player	AVG	G	AB	R	H	TB	3B	HR	RBI	SH	SF	HB	BB	SO	SB	CS	OBP	SLG	E
Avila, Alex	.143	2	7	0	1	1	0	0	0	0	0	0	1	2	0	0	.250	.143	0
Berry, Quintin	.000	4	8	0	0	0	0	0	0	0	0	0	1	2	0	0	.111	.000	0
Cabrera, Miguel	.231	4	13	1	3	6	0	1	3	0	0	3	4	0	0	0	.375	.462	0
Dirks, Andy	.111	4	9	0	1	1	0	0	0	0	0	0	1	2	0	0	.200	.111	0
Fielder, Prince	.071	4	14	0	1	1	0	0	0	0	0	1	0	4	0	0	.133	.071	0
Fister, Doug	.000	1	2	0	0	0	0	0	0	0	0	0	1	0	0	0	.000	.000	0
Garcia, Avisail	.000	3	5	0	0	0	0	0	0	0	0	0	1	2	0	0	.167	.000	0
Infante, Omar	.333	4	15	0	5	5	0	0	0	0	0	1	0	4	0	1	.375	.333	0
Jackson, Austin	.231	4	13	2	3	4	1	0	0	0	0	4	6	0	0	0	.412	.308	1
Kelly, Don	.000	2	1	0	0	0	0	0	0	0	0	0	1	0	0	0	.000	.000	0
Laird, Gerald	.000	2	7	0	0	0	0	0	0	0	0	0	1	0	0	0	.000	.000	0
Peralta, Jhonny	.067	4	15	1	4	0	0	1	2	0	0	0	3	0	0	0	.067	.267	0
Santiago, Ramon	.000	1	1	0	0	0	0	0	0	0	0	0	0	0	0	0	.000	.000	0
Verlander, Justin	.000	1	1	0	0	0	0	0	0	0	0	0	0	0	0	0	.000	.000	0
Worth, Danny	.000	2	1	0	0	0	0	0	0	0	0	0	1	0	0	0	.000	.000	0
Young, Delmon	.357	4	14	2	5	9	1	0	1	1	0	0	1	3	0	0	.400	.643	0
<b>Totals</b>	<b>.159</b>	<b>4</b>	<b>126</b>	<b>6</b>	<b>20</b>	<b>31</b>	<b>2</b>	<b>0</b>	<b>3</b>	<b>6</b>	<b>0</b>	<b>2</b>	<b>12</b>	<b>36</b>	<b>0</b>	<b>1</b>	<b>.243</b>	<b>.246</b>	<b>1</b>

Pitcher	W-L	ERA	G	GS	CG	SHO	SV	IP	H	AB	R	ER	HR	HB	BB	SO	WP	BK	AVG
Albuquerque, Al	0-0	4.50	1	0	0	0	0	2.0	1	7	1	1	1	0	0	2	0	0	.143
Benoit, Joaquin	0-0	0.00	2	0	0	0	0	1.2	1	6	0	0	0	0	3	1	0	0	.167
Coke, Phil	0-1	2.70	3	0	0	0	0	3.1	2	11	1	1	0	0	8	0	0	0	.182
Dotel, Octavio	0-0	0.00	2	0	0	0	0	1.2	0	3	0	0	0	0	2	1	0	0	.000
Fister, Doug	0-1	1.50	1	1	0	0	0	6.0	4	22	1	1	0	0	1	3	0	0	.182
Porcello, Rick	0-0	0.00	1	0	0	0	0	1.0	0	3	0	0	0	0	1	0	0	0	.000
Sanchez, Anibal	0-1	2.57	1	1	0	0	0	7.0	6	27	2	2	0	0	1	8	1	0	.222
Scherzer, Max	0-0	4.26	1	1	0	0	0	6.1	7	25	3	3	1	0	1	8	0	0	.280
Smyly, Drew	0-0	5.40	2	0	0	0	0	1.2	1	5	1	1	0	0	3	2	0	0	.200
Valverde, Jose	0-0	54.00	1	0	0	0	0	0.1	4	5	2	2	0	0	0	1	0	0	.800
Verlander, Justin	0-1	11.25	1	1	0	0	0	4.0	6	18	5	5	2	0	1	4	0	0	.333
<b>Totals</b>	<b>0-4</b>	<b>4.11</b>	<b>4</b>	<b>4</b>	<b>0</b>	<b>0</b>	<b>0</b>	<b>35.0</b>	<b>32</b>	<b>132</b>	<b>16</b>	<b>16</b>	<b>4</b>	<b>0</b>	<b>9</b>	<b>41</b>	<b>2</b>	<b>0</b>	<b>.242</b>

### 40-YEAR-OLD TIGERS TO HIT A HOME RUN

Three Tigers players have connected for a home run at the age of 40-or-older, for a total of 56 home runs. Darrell Evans leads the way with 49 home runs for the Tigers at the age of 40-or-older. The following is a list of players to hit a home run with the Tigers at the age of 40-or-older:

Player	Home Runs
Darrell Evans	49
Doc Cramer	6
Bobby Lowe	1

Courtesy of David Vincent



# 2013 ALDS

## DETROIT (CENTRAL) 3 -- OAKLAND (WEST) 2

### Game 1 • October 4, 2013

	R	H	E
DETROIT	3	10	0
OAKLAND	2	3	0

**Pitchers:** SCHERZER, Smyly (8), Benoit (8) vs. COLON, Otero (7), Doolittle (8)  
**HR:** Cespedes (OAK)  
**Attendance:** 48,401

### Game 2 • October 5, 2013

	R	H	E
DETROIT	0	4	0
OAKLAND	1	8	0

**Pitchers:** Verlander, Smyly (8), ALBURQUERQUE (8), Porcello (9) vs. Gray, BALFOUR (9)  
**Attendance:** 48,292

### Game 3 • October 7, 2013

	R	H	E
OAKLAND	6	10	0
DETROIT	3	7	1

**Pitchers:** PARKER, Otero (6), Doolittle (8), Balfour (9) vs. SANCHEZ, Alvarez (5), Veras (8)  
**HR:** Moss (OAK), Smith (OAK), Reddick (OAK)  
**Attendance:** 43,973

### Game 4 • October 8, 2013

	R	H	E
OAKLAND	6	12	0
DETROIT	8	9	0

**Pitchers:** Straily, DOOLITTLE (7), Otero (7), Cook (8), Anderson (8) vs. Fister, SCHERZER (7), Benoit (9)  
**HR:** Lowrie (OAK), Martinez (DET), Peralta (DET)  
**Attendance:** 43,958

### Game 5 • October 10, 2013

	R	H	E
DETROIT	3	8	0
OAKLAND	0	3	0

**Pitchers:** VERLANDER, Benoit (9) vs. GRAY, Otero (6), Doolittle (8), Balfour (9)  
**HR:** Cabrera (DET)  
**Attendance:** 46,959

### TIGERS STATISTICS FROM THE 2013 ALDS

Player	AVG	G	AB	R	H	TB	2B	3B	HR	RBI	SH	SF	HB	BB	SO	SB	CS	OBP	SLG	E
Avila, Alex	.133	5	15	1	2	2	0	0	0	1	0	0	0	4	5	0	0	.316	.133	0
Cabrera, Miguel	.250	5	20	1	5	8	0	0	1	3	0	0	0	1	2	0	0	.286	.400	1
Dirks, Andy	.000	2	3	2	0	0	0	0	0	0	0	0	0	1	1	0	0	.250	.000	0
Felder, Prince	.278	5	18	2	5	5	0	0	0	0	0	0	1	1	2	0	1	.350	.278	0
Holaday, Bryan	.000	0	0	0	0	0	0	0	0	0	0	0	0	0	0	0	0	.000	.000	0
Hunter, Torii	.158	5	19	3	3	3	0	0	0	0	0	0	1	1	6	0	1	.238	.259	0
Iglesias, José	.083	5	12	0	1	1	0	0	0	0	1	0	0	1	2	0	1	.154	.083	0
Infante, Omar	.222	5	18	0	4	5	1	0	0	3	0	0	0	1	2	0	0	.263	.273	0
Jackson, Austin	.100	5	20	1	2	3	1	0	0	1	0	0	0	1	13	0	0	.143	.150	0
Kelly, Don	.400	3	5	0	2	2	0	0	0	0	0	0	0	2	1	0	0	.571	.400	0
Martinez, Victor	.450	5	20	5	9	14	2	0	1	2	0	0	0	0	2	0	0	.450	.700	0
Peña, Brayan	.000	0	0	0	0	0	0	0	0	0	0	0	0	0	0	0	0	.000	.000	0
Peralta, Jhonny	.417	4	12	1	5	9	1	0	1	5	0	0	0	0	2	0	0	.417	.750	0
Perez, Hernan	.000	1	0	1	0	0	0	0	0	0	0	0	0	0	0	0	0	.000	.000	0
Santiago, Ramon	.000	3	0	0	0	0	0	0	0	0	0	0	0	0	0	0	0	.000	.000	0
Tuiasosopo, Matt	.000	0	0	0	0	0	0	0	0	0	0	0	0	0	0	0	0	.000	.000	0
<b>Totals</b>	<b>.235</b>	<b>5</b>	<b>162</b>	<b>17</b>	<b>38</b>	<b>52</b>	<b>5</b>	<b>0</b>	<b>3</b>	<b>15</b>	<b>1</b>	<b>0</b>	<b>2</b>	<b>13</b>	<b>38</b>	<b>3</b>	<b>4</b>	<b>.299</b>	<b>.321</b>	<b>1</b>

Pitcher	W-L	ERA	G	GS	CG	SHO	SV	IP	H	AB	R	ER	HR	HB	BB	SO	WP	BK	AVG
Alburquerque, Al	0-1	13.50	1	0	0	0	0	0.2	2	5	1	1	0	0	1	2	0	0	.500
Alvarez, Jose	0-0	0.00	1	0	0	0	0	3.0	0	10	0	0	0	0	1	3	0	0	.000
Benoit, Joaquin	0-0	5.40	3	0	0	0	2	3.1	3	15	2	2	0	1	1	6	0	0	.231
Fister, Doug	0-0	4.50	1	1	0	0	0	6.0	7	25	3	3	1	0	1	1	1	0	.292
Porcello, Rick	0-0	0.00	0	0	1	0	0	1.0	0	1	0	0	0	0	0	0	0	0	1.000
Putkonen, Luke	0-0	0.00	0	0	0	0	0	0.0	0	0	0	0	0	0	0	0	0	0	.000
Sanchez, Anibal	0-1	10.38	1	1	0	0	0	4.1	8	24	6	5	3	0	2	6	0	0	.381
Scherzer, Max	2-0	3.00	2	1	0	0	0	9.0	6	37	3	3	1	0	4	13	1	0	.188
Smyly, Drew	0-0	0.00	2	0	0	0	0	1.0	1	6	0	0	0	0	2	2	0	0	.250
Veras, Jose	0-0	0.00	1	0	0	0	0	1.2	2	7	0	0	0	0	0	3	0	0	.286
Verlander, Justin	1-0	0.00	2	2	0	0	0	15.0	6	53	0	0	0	0	2	21	0	0	.118
<b>Totals</b>	<b>3-2</b>	<b>2.86</b>	<b>5</b>	<b>5</b>	<b>0</b>	<b>1</b>	<b>2</b>	<b>44.0</b>	<b>36</b>	<b>183</b>	<b>15</b>	<b>14</b>	<b>5</b>	<b>1</b>	<b>14</b>	<b>57</b>	<b>2</b>	<b>0</b>	<b>.217</b>



**BOSTON [EAST] 4 -- DETROIT [CENTRAL] 2**

**Game 1 • October 12, 2013**

		<b>R H E</b>
DETROIT	0 0 0 0 1 0 0 0	1 9 0
BOSTON	0 0 0 0 0 0 0 0	0 1 1

**Pitchers:** SANCHEZ, Albuquerque (7), Veras (8), Smyly (8), Benoit (9) vs. LESTER, Tazawa (7), Breslow (8), Uehara (9)  
**Attendance:** 38,210

**Game 2 • October 13, 2013**

		<b>R H E</b>
DETROIT	0 1 0 0 0 4 0 0	5 8 1
BOSTON	0 0 0 0 0 1 0 4 1	6 7 1

**Pitchers:** Scherzer, Veras (8), Smyly (8), Albuquerque (8), Benoit (8), PORCELLO (9) vs. Buchholz, Workman (6), Doubront (7), UEHARA (9).  
**HR:** Cabrera (DET), Avila (DET), Ortiz (BOS)  
**Attendance:** 38,029

**Game 3 • October 15, 2013**

		<b>R H E</b>
BOSTON	0 0 0 0 0 1 0 0	1 4 0
DETROIT	0 0 0 0 0 0 0 0	0 6 1

**Pitchers:** LACKEY, Breslow (7), Tazawa (8), Uehara (9) vs. VERLANDER, Veras (9), Coke (9), Albuquerque (9)  
**HR:** Napoli (BOS)  
**Attendance:** 42,327

**Game 4 • October 16, 2013**

		<b>R H E</b>
BOSTON	0 0 0 0 0 1 0 1	3 12 0
DETROIT	0 5 0 2 0 0 0 0 x	7 9 0

**Pitchers:** PEAVY, Workman (4), Dempster (6), Morales (7), Doubront (8) vs. FISTER, Coke (7), Albuquerque (7), Smyly (7), Benoit (9)  
**Attendance:** 42,765

**Game 5 • October 17, 2013**

		<b>R H E</b>
BOSTON	0 3 1 0 0 0 0 0 0	4 10 0
DETROIT	0 0 0 0 1 1 1 0 0	3 10 1

**Pitchers:** LESTER, Tazawa (6), Breslow (7), Uehara (8) vs. SANCHEZ, Coke (7), Veras (7), Albuquerque (9)  
**HR:** Napoli (BOS)  
**Attendance:** 42,669

**Game 6 • October 19, 2013**

		<b>R H E</b>
DETROIT	0 0 0 0 2 0 0 0	2 8 1
BOSTON	0 0 0 0 1 0 4 0 0	5 5 1

**Pitchers:** SCHERZER, Smyly (7), Veras (7), Coke (7), Albuquerque (8) vs. Buchholz, Morales (6), Workman (6), TAZAWA (7), Breslow (8), Uehara (9)  
**HR:** Victorino (BOS)  
**Attendance:** 38,823

**TIGERS STATISTICS FROM THE 2013 ALCS**

Player	AVG	G	AB	R	H	TB	2B	3B	HR	RBI	SH	SF	HB	BB	SO	SB	CS	OBP	SLG	E
Avila, Alex	.188	6	16	2	3	6	0	0	1	3	0	0	1	4	6	0	0	.230	.375	0
Cabrera, Miguel	.273	6	22	3	6	9	0	0	1	4	0	0	0	2	7	1	0	.333	.409	1
Dirks, Andy	.000	1	2	0	0	0	0	0	0	0	0	0	0	1	0	0	0	.000	.000	0
Fielder, Prince	.182	6	22	1	4	5	1	0	0	0	0	0	1	2	5	0	0	.280	.227	0
Hunter, Torii	.231	6	26	2	6	8	2	0	0	2	0	0	0	1	5	0	0	.260	.308	1
Iglesias, José	.357	6	14	2	5	5	0	0	0	1	2	0	1	0	3	0	0	.400	.359	2
Infante, Omar	.190	6	21	1	4	5	1	0	0	0	0	0	0	2	4	0	0	.260	.238	0
Jackson, Austin	.318	6	22	2	7	7	0	0	0	2	0	0	0	4	5	1	0	.420	.318	0
Kelly, Don	.000	6	6	0	0	0	0	0	0	0	0	0	0	1	2	0	0	.140	.000	0
Martinez, Victor	.364	6	22	4	8	10	2	0	0	3	0	0	1	1	1	0	0	.420	.455	0
Peña, Brayan	.333	1	3	0	1	1	0	0	0	1	0	0	0	0	0	0	0	.333	.000	0
Peralta, Jhonny	.286	6	21	1	6	9	3	0	0	1	0	0	0	1	3	0	0	.320	.429	0
Perez, Hernan	.000	1	0	0	0	0	0	0	0	0	0	0	0	0	0	0	0	.000	.000	0
Santiago, Ramon	.000	2	0	0	0	0	0	0	0	0	0	0	0	0	0	0	0	.000	.000	0
<b>Totals</b>	<b>.254</b>	<b>6</b>	<b>197</b>	<b>18</b>	<b>50</b>	<b>65</b>	<b>9</b>	<b>0</b>	<b>2</b>	<b>17</b>	<b>2</b>	<b>0</b>	<b>4</b>	<b>18</b>	<b>42</b>	<b>2</b>	<b>0</b>	<b>.329</b>	<b>.330</b>	<b>4</b>

Pitcher	W-L	ERA	G	GS	CG	SHO	SV	IP	H	AB	R	ER	HR	HB	BB	SO	WP	BK	AVG
Albuquerque, Al	0-0	2.25	6	0	0	0	0	4.0	2	16	1	1	0	0	2	7	0	0	.154
Alvarez, Jose	0-0	0.00	0	0	0	0	0	0.0	0	0	0	0	0	0	0	0	0	0	---
Benoit, Joaquin	0-0	7.71	3	0	0	0	1	2.1	4	11	2	2	1	0	0	4	0	0	.364
Coke, Phil	0-0	9.00	4	0	0	0	0	1.0	1	4	1	1	0	0	0	0	0	0	.350
Fister, Doug	1-0	1.50	1	1	0	0	0	6.0	8	27	1	1	0	0	1	7	0	0	.308
Porcello, Rick	0-1	0.00	0	0	1	0	0	2.0	1	2	0	0	0	0	0	1	0	1	---
Sanchez, Anibal	1-1	2.25	2	2	0	0	0	12.0	9	52	4	3	1	0	6	17	3	0	.196
Scherzer, Max	0-1	2.70	2	2	0	0	0	13.0	6	52	4	4	0	2	7	21	1	0	.140
Smyly, Drew	0-0	4.50	4	0	0	0	0	2.0	0	8	2	1	0	0	1	1	0	0	.000
Veras, Jose	0-0	5.40	5	0	0	0	0	3.1	3	13	2	2	1	0	0	6	0	0	.231
Verlander, Justin	0-1	1.13	1	1	0	0	0	8.0	4	29	1	1	1	0	1	10	1	0	.143
<b>Totals</b>	<b>2-4</b>	<b>2.77</b>	<b>6</b>	<b>6</b>	<b>0</b>	<b>1</b>	<b>1</b>	<b>52.0</b>	<b>39</b>	<b>214</b>	<b>19</b>	<b>16</b>	<b>4</b>	<b>2</b>	<b>18</b>	<b>73</b>	<b>6</b>	<b>0</b>	<b>.202</b>

POSTSEASON



# 2014 ALDS

## BALTIMORE (EAST) 3 -- DETROIT (CENTRAL) 0

### Game 1 • October 2, 2014

		<b>R</b>	<b>H</b>	<b>E</b>
<b>DETROIT</b>	0 20 000 010	3	8	2
<b>BALTIMORE</b>	2 10 000 180	12	12	0

**Pitchers:** SCHERZER, Chamberlain (8), Soria (8), Coke (8) vs. TILLMAN, Miller (6), O'Day (7), Britton (8), Hunter (9)  
**HR:** Cruz (BAL), Martinez, V. (DET), Martinez, J.D. (DET), Hardy (BAL), Cabrera (DET)  
**Attendance:** 47,842

### Game 2 • October 3, 2014

		<b>R</b>	<b>H</b>	<b>E</b>
<b>DETROIT</b>	0 00 500 010	6	10	0
<b>BALTIMORE</b>	0 02 100 040	7	9	0

**Pitchers:** Verlander, Sanchez (6), Chamberlain (8), SORIA (8) vs. Chen, Gausman (3), BRACH (8), Britton (9)  
**HR:** Markakis (BAL), Martinez, J.D. (DET), Castellanos (DET)  
**Attendance:** 48,058

### Game 4 • October 5, 2014

		<b>R</b>	<b>H</b>	<b>E</b>
<b>BALTIMORE</b>	0 00 020 000	2	5	1
<b>DETROIT</b>	0 00 000 001	1	4	0

**Pitchers:** NORRIS, Miller (6), Britton (9) vs. PRICE, Nathan (9)  
**HR:** Cruz (BAL)  
**Attendance:** 43,013

### TIGERS STATISTICS FROM THE 2014 ALDS

Player	AVG	G	AB	R	H	TB	2B	3B	HR	RBI	SH	SF	HB	BB	SO	SB	CS	OBP	SLG	E
Avila, Alex	.222	3	9	0	2	3	1	0	0	0	0	0	0	0	4	0	0	.222	.333	0
Cabrera, Miguel	.364	3	11	2	4	8	1	0	1	1	0	0	0	1	2	0	0	.417	.727	0
Carrera, Ezequiel	.000	3	1	0	0	0	0	0	0	0	0	0	0	1	0	1	0	.500	.000	0
Castellanos, Nick	.100	3	10	1	1	4	0	0	1	1	0	0	0	2	1	0	0	.250	.400	0
Davis, Rajai	.333	3	6	0	2	2	0	0	0	0	0	0	0	0	0	0	0	.333	.333	1
Holaday, Bryan	.000	1	2	0	0	0	0	0	0	0	0	0	0	0	1	0	0	.000	.000	0
Hunter, Torii	.200	3	10	2	2	2	0	0	0	0	0	0	0	2	2	0	0	.333	.200	0
Kelly, Don	.500	2	2	0	1	1	0	0	0	0	0	0	0	0	1	1	0	.500	.500	0
Kinsler, Ian	.083	3	12	0	1	1	0	0	0	0	0	0	0	1	3	0	0	.154	.083	0
Martinez, J.D.	.250	3	12	2	3	10	1	0	2	5	0	0	0	0	4	0	0	.250	.833	0
Martinez, Victor	.333	3	12	3	4	9	2	0	1	3	0	0	0	0	4	0	0	.333	.750	0
Perez, Hernan	.000	2	2	0	0	0	0	0	0	0	0	0	0	0	0	0	0	.000	.000	0
Sumner, Andrew	.182	3	11	0	2	2	0	0	0	0	0	0	0	0	4	0	0	.182	.182	1
Suarez, Eugenio	.000	1	1	0	0	0	0	0	0	0	0	0	0	0	0	0	0	.000	.000	0
<b>Totals</b>	<b>.218</b>	<b>3</b>	<b>101</b>	<b>10</b>	<b>22</b>	<b>42</b>	<b>5</b>	<b>0</b>	<b>5</b>	<b>10</b>	<b>0</b>	<b>0</b>	<b>0</b>	<b>7</b>	<b>26</b>	<b>2</b>	<b>0</b>	<b>.269</b>	<b>.416</b>	<b>2</b>

Pitcher	W-L	ERA	G	GS	CG	SHO	SV	IP	H	AB	R	ER	HR	HB	BB	SO	WP	BK	AVG
Albuquerque, Al	0-0	0.00	0	0	0	0	0	0.0	0	0	0	0	0	0	0	0	0	0	.000
Chamberlain, Joba	0-0	108.00	2	0	0	0	0	0.1	3	5	5	4	0	0	0	0	0	0	.600
Coke, Phil	0-0	27.00	1	0	0	0	0	0.1	1	2	1	1	0	0	1	0	1	0	.500
Lobstein, Kyle	0-0	0.00	0	0	0	0	0	0.0	0	0	0	0	0	0	0	0	0	0	.000
Nathan, Joe	0-0	0.00	1	0	0	0	0	1	0	3	0	0	0	0	0	1	0	0	.000
Porcello, Rick	0-0	0.00	0	0	0	0	0	0.0	0	0	0	0	0	0	0	0	0	0	.000
Price, David	0-1	2.25	1	1	0	0	0	8	5	28	2	2	1	1	2	6	0	0	.179
Sanchez, Anibal	0-0	0.00	1	0	0	0	0	2	0	6	0	0	0	0	0	2	0	0	.000
Scherzer, Max	0-1	6.14	1	1	0	0	0	7.1	7	27	5	5	2	0	1	6	0	0	.259
Soria, Joakim	0-1	45.00	2	0	0	0	0	1.0	4	7	5	5	0	0	2	0	0	0	.571
Verlander, Justin	0-0	5.40	1	1	0	0	0	5	6	21	3	3	1	0	1	4	0	0	.286
<b>Totals</b>	<b>0-3</b>	<b>5.40</b>	<b>3</b>	<b>3</b>	<b>0</b>	<b>0</b>	<b>0</b>	<b>25.0</b>	<b>26</b>	<b>99</b>	<b>21</b>	<b>20</b>	<b>4</b>	<b>1</b>	<b>7</b>	<b>19</b>	<b>1</b>	<b>0</b>	<b>.263</b>

### TOP STRIKEOUT PERFORMANCES BY TIGERS IN THEIR MAJOR LEAGUE DEBUT

Casey Mize fanned seven batters in his Major League debut on August 19, 2020 at Chicago (AL), tied for the fourth most by a Tigers pitcher in his Major League debut since at least 1954. The following is a list of the top five strikeout performances by a Tigers pitcher in his Major League debut since at least 1954.

Pitcher	Date	Opponent	Strikeouts
Denny McLain	September 21, 1963	Chicago (AL)	Eight
Justin Thompson	May 27, 1996	at Kansas City	Eight
Dave Borkowski	July 17, 1999	at Houston	Eight
Bill Gilbreth	June 25, 1971	Cleveland	Seven
Alfredo Figaro	June 20, 2009	Milwaukee	Seven
Jose Alvarez	June 9, 2013	Cleveland	Seven
Casey Mize	August 19, 2020	at Chicago (AL)	Seven



## INDIVIDUAL BATTING

### BATTING AVERAGE

Highest Average, Career (Min. 30 AB).....	432	Sean Casey.....	2006
Highest Average, Division Series (Min. 10 AB).....	571	Carlos Guillen.....	2006
Highest Average, LCS (Min. 10 AB).....	529	Placido Polanco.....	2006
Highest Average, World Series (Min. 10 AB).....	529	Sean Casey.....	2006

### GAMES PLAYED

Most Games Played, Career.....	38	Miguel Cabrera.....	2011-14
Most Games Played, Division Series.....	18	Miguel Cabrera.....	2011-14
Most Games Played, LCS.....	16	Miguel Cabrera.....	2011-13
		Austin Jackson.....	2011-13
		Jhonny Peralta.....	2011-13
Most Games Played, World Series.....	23	Hank Greenberg.....	1934-35, 1940, 1945

### AT-BATS

Most At-Bats, Career.....	137	Miguel Cabrera.....	2011-14
Most At-Bats, Division Series.....	66	Miguel Cabrera.....	2011-14
Most At-Bats, LCS.....	64	Austin Jackson.....	2011-13
Most At-Bats, World Series.....	85	Hank Greenberg.....	1934-35, 1940, 1945
Most At-Bats, Division Series Game.....	5	14 times.....	(last, two players, 10/10/2013 at OAK)
Most At-Bats, LCS Game.....	6	Five times.....	(last, four players, 10/13/2012 at NYY, 12 inn.)
Most At-Bats, World Series Game.....	6	Germany Schaefer.....	10/8/1907 at CHC
		Goose Goslin.....	10/4/1934 vs. STL
		Doc Cramer.....	10/8/1945 at CHC
		Eddie Mayo.....	10/8/1945 at CHC
		Rudy York.....	10/8/1945 at CHC

### RUNS SCORED

Most Runs, Career.....	18	Austin Jackson.....	2011-13
		Miguel Cabrera.....	2011-14
Most Runs, Division Series.....	9	Victor Martinez.....	2011-14
Most Runs, LCS.....	11	Miguel Cabrera.....	2011-13
Most Runs, World Series.....	17	Hank Greenberg.....	1934-35, 1940, 1945
Most Runs, Division Series Game.....	3	Magglio Ordoñez.....	10/7/2006 vs. NYY
Most Runs, LCS Game.....	2	20 times.....	(last, V. Martinez, 10/13/2013 at BOS)
Most Runs, World Series Game.....	3	Hank Greenberg.....	10/7/1945 at CHC
		Al Kaline.....	10/9/1968 at STL
		Kirk Gibson.....	10/14/1984 vs. SD

### HITS

Most Hits, Career.....	39	Miguel Cabrera.....	2011-14
Most Hits, Division Series.....	17	Miguel Cabrera.....	2011-14
		Victor Martinez.....	2011-14
Most Hits, LCS.....	19	Miguel Cabrera.....	2011-13
		Austin Jackson.....	2011-13
Most Hits, World Series.....	27	Hank Greenberg.....	1934-35, 1940, 1945
Most Hits, Division Series Game.....	3	Nine times.....	(last, Cabrera, 10/3/2014 at BAL)
Most Hits, LCS Game.....	3	12 times.....	(last, Peralta, 10/12/2013 at BOS)
Most Hits, World Series Game.....	4	Claude Rossman.....	10/9/1907 at CHC
		Ty Cobb.....	10/12/1908 at CHC
		Donie Bush.....	10/11/1909 vs. PIT
		Hank Greenberg.....	10/6/1934 at STL

### EXTRA-BASE HITS

Most Extra-Base Hits, Career.....	17	Miguel Cabrera.....	2011-14
Most Extra-Base Hits, Division Series.....	7	Victor Martinez.....	2011-14
Most Extra-Base Hits, LCS.....	10	Miguel Cabrera.....	2011-13
Most Extra-Base Hits, World Series.....	14	Hank Greenberg.....	1934-35, 1940, 1945
Most Extra-Base Hits, Division Series Game.....	2	Carlos Guillen.....	10/5/2006 at NYY
		Miguel Cabrera.....	10/7/2012 vs. OAK
		Jhonny Peralta.....	10/8/2013 vs. OAK
Most Extra-Base Hits, LCS Game.....	2	16 times.....	(last, V. Martinez, 10/13/2013 vs. BOS)
Most Extra-Base Hits, World Series Game.....	3	Hank Greenberg.....	10/7/1945 at CHC
		Sean Casey.....	10/27/2006 at STL

### TOTAL BASES

Most Total Bases, Career.....	74	Miguel Cabrera.....	2011-14
Most Total Bases, Division Series.....	30	Victor Martinez.....	2011-14
Most Total Bases, LCS.....	39	Miguel Cabrera.....	2011-13
Most Total Bases, World Series.....	53	Hank Greenberg.....	1934-35, 1940, 1945
Most Total Bases, Division Series Game.....	6	Five times.....	(last, two players, 10/8/2013 vs. OAK)
Most Total Bases, LCS Game.....	8	Alan Trammell.....	10/2/1984 at KC
		Magglio Ordoñez.....	10/14/2006 vs. OAK
		Delmon Young.....	10/13/2011 vs. TEX
		Miguel Cabrera.....	10/15/2011 at TEX
		Jhonny Peralta.....	10/18/2012 vs. NYY
Most Total Bases, World Series Game.....	9	Alan Trammell.....	10/13/1984 vs. SD
		Kirk Gibson.....	10/14/1984 vs. SD

### DOUBLES

Most Doubles, Career.....	9	Pete Fox.....	1934-35, 1940
Most Doubles, Division Series.....	4	Austin Jackson.....	2011-13
		Victor Martinez.....	2011-14
Most Doubles, LCS.....	5	Miguel Cabrera.....	2011-13
		Jhonny Peralta.....	2011-13



# TIGERS POSTSEASON RECORD BOOK

Most Doubles, World Series.....	9	Pete Fox.....	1934-35, 1940
Most Doubles, Division Series Game.....	2	Miguel Cabrera.....	10/7/2012 vs. OAK
Most Doubles, LCS Game.....	2	Tony Taylor.....	10/11/1972 vs. OAK
		Jhonny Peralta.....	10/12/2013 vs. BOS
		Victor Martinez.....	10/13/2013 at BOS
		Jhonny Peralta.....	10/12/2013 at BOS
Most Doubles, World Series Game.....	3	Hank Greenberg.....	10/7/1945 at CHC

## TRIPLES

Most Triples, Career.....	2	Hank Greenberg.....	1934-35, 1940, 1945
Most Triples, Division Series.....	1	Curtis Granderson.....	2006
Most Triples, LCS.....	1	Duke Sims.....	1972
		Alan Trammell.....	1984, 1987
		Victor Martinez.....	2011, 2013
		Austin Jackson.....	2011-13
Most Triples, World Series.....	2	Hank Greenberg.....	1934-35, 1940, 1945
Most Triples, Division Series Game.....	1	Curtis Granderson.....	10/5/2006 at NYY
Most Triples, LCS Game.....	1	Duke Sims.....	10/7/1972 at OAK
		Alan Trammell.....	10/2/1984 at KC
		Victor Martinez.....	10/13/2011 vs. TEX
		Austin Jackson.....	10/13/2012 at NYY (12 inn.)
		11 times.....	(last, Guillen, 10/22/2006 vs. STL)

## HOME RUNS

Most Home Runs, Career.....	9	Miguel Cabrera.....	2011-14
Most Home Runs, Division Series.....	3	Delmon Young.....	2011-12
		Miguel Cabrera.....	2011-14
		Victor Martinez.....	2011-14
		Miguel Cabrera.....	2011-13
Most Home Runs, LCS.....	5	Hank Greenberg.....	1934-35, 1940, 1945
Most Home Runs, World Series.....	5	22 times.....	(last, two players, 10/3/2014 at BAL)
Most Home Runs, Division Series Game.....	1	Magglio Ordoñez.....	10/14/2006 vs. OAK
Most Home Runs, LCS Game.....	2	Delmon Young.....	10/13/2011 vs. TEX
		Miguel Cabrera.....	10/15/2011 at TEX
		Jhonny Peralta.....	10/18/2012 vs. NYY
		Alan Trammell.....	10/13/1984 vs. SD
		Kirk Gibson.....	10/14/1984 vs. SD

## RUNS BATTED IN

Most RBI, Career.....	26	Miguel Cabrera.....	2011-14
Most RBI, Division Series.....	8	Miguel Cabrera.....	2011-14
		Victor Martinez.....	2011-14
		Miguel Cabrera.....	2011-13
Most RBI, LCS.....	15	Hank Greenberg.....	1934-35, 1940, 1945
Most RBI, World Series.....	22	Miguel Cabrera.....	10/2/2011 at NYY
Most RBI, Division Series Game.....	3	Jhonny Peralta.....	10/8/2013 vs. OAK
		J.D. Martinez.....	10/3/2014 at BAL
		Alexis Gomez.....	10/11/2006 at OAK
		Magglio Ordoñez.....	10/14/2006 vs. OAK
		Kirk Gibson.....	10/14/1984 vs. SD

## WALKS

Most Walks, Career.....	23	Miguel Cabrera.....	2011-14
Most Walks, Division Series.....	8	Miguel Cabrera.....	2011-14
Most Walks, LCS.....	12	Miguel Cabrera.....	2011-13
Most Walks, World Series.....	13	Hank Greenberg.....	1934-35, 1940, 1945
		Jo-Jo White.....	1934-35
Most Walks, Division Series Game.....	2	Carlos Guillen.....	10/3/2006 at NYY
		Miguel Cabrera.....	10/3/2011 vs. NYY
		Austin Jackson.....	10/3/2011 vs. NYY
		Don Kelly.....	10/10/2013 at OAK
		Nicholas Castellanos.....	10/5/2014 vs. BAL
		Darrell Evans.....	10/10/1987 vs. MIN
		Lou Whitaker.....	10/11/1987 vs. MIN
		Curtis Granderson.....	10/13/2006 vs. OAK
		Miguel Cabrera.....	10/12/2011 vs. TEX (11 inn.)
Most Walks, World Series Game.....	3	Pinky Higgins.....	10/6/1940 vs. CIN
		Roy Cullenbine.....	10/10/1945 at CHC
		Don Wert.....	10/3/1968 at STL
		Dick McAuliffe.....	10/9/1968 at STL

## STRIKEOUTS

Most Strikeouts, Career.....	53	Austin Jackson.....	2011-13
Most Strikeouts, Division Series.....	28	Austin Jackson.....	2011-13
Most Strikeouts, LCS.....	19	Austin Jackson.....	2011-13
		Alex Avila.....	2011-13
Most Strikeouts, World Series.....	19	Hank Greenberg.....	1934-35, 1940, 1945
Most Strikeouts, Division Series Game.....	4	Austin Jackson.....	10/5/2013 at OAK
Most Strikeouts, LCS Game.....	4	Austin Jackson.....	10/13/2011 vs. TEX
Most Strikeouts, World Series Game.....	4	Schoolboy Rowe.....	10/4/1934 vs. STL





**INDIVIDUAL BASERUNNING**

**STOLEN BASES**

Most Stolen Bases, Career.....	7	Kirk Gibson.....	1984, 1987
Most Stolen Bases, Division Series.....	1	Curtis Granderson.....	2006
		Omar Infante.....	2006, 2012-2013
		Miguel Cabrera.....	2011-14
		Austin Jackson.....	2011-13
		Jhonny Peralta.....	2011-13
		Quintin Berry.....	2012
		Andy Dirks.....	2012-13
		Ezequiel Carrera.....	2014
		Don Kelly.....	2011-14
Most Stolen Bases, LCS.....	4	Kirk Gibson.....	1984, 1987
Most Stolen Bases, World Series.....	4	Ty Cobb.....	1907-09
		Davy Jones.....	1907-09
Most Stolen Bases, Division Series Game.....	1	Curtis Granderson.....	10/6/2006 vs. NYY
		Miguel Cabrera.....	10/2/2011 at NYY
		Austin Jackson.....	10/4/2011 vs. NYY
		Quintin Berry.....	10/6/2012 vs. OAK
		Andy Dirks.....	10/11/2012 at OAK
		Omar Infante.....	10/11/2012 at OAK
		Jhonny Peralta.....	10/11/2012 at OAK
		Ezequiel Carrera.....	10/3/2014 at BAL
		Don Kelly.....	10/5/2014 vs. BAL
Most Stolen Bases, LCS Game.....	2	Kirk Gibson.....	10/10/1987 vs. MIN
Most Stolen Bases, World Series Game.....	2	Davy Jones.....	10/8/1907 at CHC
		Ty Cobb.....	10/12/1908 vs. CHC

**CAUGHT STEALING**

Most Caught Stealing, Career.....	3	Ty Cobb.....	1907-09
		Davy Jones.....	1907-09
		Germany Schaefer.....	1907-08
Most Caught Stealing, Division Series.....	1	Six players.....	(last, Fielder; 10/10/2013 at OAK)
Most Caught Stealing, LCS.....	1	Dick McAuliffe.....	1972
		Jim Northrup.....	1972
		Austin Jackson.....	2011-13
Most Caught Stealing, World Series.....	3	Ty Cobb.....	1907-09
		Davy Jones.....	1907-09
		Germany Schaefer.....	1907-08
Most Caught Stealing, Division Series Game.....	1	Six times.....	(last, Fielder; 10/10/2013 at OAK)
Most Caught Stealing, LCS Game.....	1	Jim Northrup.....	10/8/1972 at OAK
		Dick McAuliffe.....	10/11/1972 vs. OAK
		Austin Jackson.....	10/12/2011 vs. TEX
Most Caught Stealing, World Series Game.....	2	Jo-Jo White.....	10/8/1934 vs. STL

**INDIVIDUAL PITCHING**

**GAMES WON**

Most Games Won, Career.....	7	Justin Verlander.....	2006, 2011-14
Most Games Won, Division Series.....	4	Justin Verlander.....	2006, 2011-14
Most Games Won, LCS.....	3	Justin Verlander.....	2006, 2011-13
Most Games Won, World Series.....	4	Tommy Bridges.....	1934-35, 1940, 1945

**GAMES LOST**

Most Games Lost, Career.....	5	Schoolboy Rowe.....	1934-35, 1940
		Justin Verlander.....	2006, 2011-14
Most Games Lost, Division Series.....	2	Anibal Sanchez.....	2012-14
Most Games Lost, LCS.....	2	Woody Fryman.....	1972
		Doyle Alexander.....	1987
		Max Scherzer.....	2011-13
		Justin Verlander.....	2006, 2011-13
Most Games Lost, World Series.....	5	Schoolboy Rowe.....	1934-35, 1940

**EARNED RUN AVERAGE**

Lowest ERA, Career (Min 40 IP).....	1.57	Mickey Lolich.....	1968, 1972
Lowest ERA, Division Series (Min 10 IP).....	2.15	Justin Verlander.....	2006, 2011-14
Lowest ERA, LCS (Min 10 IP).....	1.37	Doug Fister.....	2011-13
Lowest ERA, World Series (Min 10 IP).....	0.79	Johnny Gorsica.....	1940

**GAMES PITCHED**

Most Games Pitched, Career.....	20	Phil Coke.....	2011-14
Most Games Pitched, Division Series.....	8	Joaquin Benoit.....	2011-13
		Justin Verlander.....	2006, 2011-14
Most Games Pitched, LCS.....	12	Phil Coke.....	2011-13
Most Games Pitched, World Series.....	8	Schoolboy Rowe.....	1934-35, 1940

**GAMES STARTED**

Most Games Started, Career.....	16	Justin Verlander.....	2006, 2011-14
Most Games Started, Division Series.....	8	Justin Verlander.....	2006, 2011-14
Most Games Started, LCS.....	5	Justin Verlander.....	2006, 2011-13
		Max Scherzer.....	2011-13
		Wild Bill Donovan.....	1907-09
Most Games Started, World Series.....	6	George Mullin.....	1907-09
		Schoolboy Rowe.....	1934-35, 1940

**COMPLETE GAMES**

Most Complete Games, Career.....	6	George Mullin.....	1907-09
----------------------------------	---	--------------------	---------



# TIGERS POSTSEASON RECORD BOOK

Most Complete Games, Division Series.....	1	Justin Verlander .....	2006, 2011-14
Most Complete Games, LCS .....	1	Joe Coleman .....	1972
		Jack Morris .....	1987
Most Complete Games, World Series.....	6	George Mullin .....	1907-09

## SHUTOUTS

Most Shutouts, Career.....	1	George Mullin.....	1907-09
		Bobo Newsom.....	1940
		Joe Coleman.....	1972
Most Shutouts, Division Series.....	1	Justin Verlander.....	2006, 2011-14
Most Shutouts, LCS.....	1	Justin Verlander.....	2006, 2011-14
Most Shutouts, World Series.....	1	Joe Coleman.....	1972
		George Mullin.....	1907-09
		Bobo Newsom.....	1940

## SAVES (Since 1969)

Most Saves, Career.....	4	Todd Jones.....	2006
		Jose Valverde.....	2011-12
Most Saves, Division Series.....	3	Jose Valverde.....	2011-12
Most Saves, LCS.....	3	Phil Coke.....	2011-13
Most Saves, World Series.....	2	Willie Hernandez.....	1984

## INNINGS PITCHED

Most Innings Pitched, Career.....	98.1	Justin Verlander.....	2006, 2011-14
Most Innings Pitched, Division Series.....	50.1	Justin Verlander.....	2006, 2011-14
Most Innings Pitched, LCS.....	33.0	Justin Verlander.....	2006, 2011-13
Most Innings Pitched, World Series.....	58.0	George Mullin.....	1907-09
Most Innings Pitched, Division Series Game.....	9.0	Justin Verlander.....	10/11/2012 at OAK
Most Innings Pitched, LCS Game.....	10.0	Mickey Lolich.....	10/7/1972 at OAK
Most Innings Pitched, World Series Game.....	12.0	Wild Bill Donovan.....	10/8/1907 at CHC
		Schoolboy Rowe.....	10/4/1934 vs. STL

## HITS ALLOWED

Most Hits Allowed, Career.....	77	Justin Verlander.....	2006, 2011-14
Most Hits Allowed, Division Series.....	32	Justin Verlander.....	2006, 2011-14
Most Hits Allowed, LCS.....	27	Justin Verlander.....	2006, 2011-13
Most Hits Allowed, World Series.....	52	Tommy Bridges.....	1934-35, 1940, 1945
Most Hits Allowed, Division Series Game.....	12	Nate Robertson.....	10/3/2006 at NYY
Most Hits Allowed, LCS Game.....	9	Mickey Lolich.....	10/7/1972 at OAK
		Anibal Sanchez.....	10/17/2013 vs. BOS
Most Hits Allowed, World Series Game.....	12	Tommy Bridges.....	10/7/1935 vs. CHC

## RUNS ALLOWED

Most Runs Allowed, Career.....	40	Justin Verlander.....	2006, 2011-14
Most Runs Allowed, Division Series.....	12	Doug Fister.....	2011-13
		Justin Verlander.....	2006, 2011-14
Most Runs Allowed, LCS.....	14	Max Scherzer.....	2011-13
Most Runs Allowed, World Series.....	23	Schoolboy Rowe.....	1934-35, 1940
Most Runs Allowed, Division Series Game.....	7	Nate Robertson.....	10/3/2006 at NYY
Most Runs Allowed, LCS Game.....	6	Doyle Alexander.....	10/7/1987 at MIN
		Jack Morris.....	10/8/1987 at MIN
		Walt Terrell.....	10/10/1987 vs. MIN
		Max Scherzer.....	10/15/2011 at TEX
Most Runs Allowed, World Series Game.....	8	Ed Summers.....	10/13/1909 at PIT

## EARNED RUNS ALLOWED

Most Earned Runs Allowed, Career.....	37	Justin Verlander.....	2006, 2011-14
Most Earned Runs Allowed, Division Series.....	12	Doug Fister.....	2011-13
		Justin Verlander.....	2006, 2011-14
Most Earned Runs Allowed, LCS.....	14	Max Scherzer.....	2011-13
Most Earned Runs Allowed, World Series.....	20	Schoolboy Rowe.....	1934-35, 1940
Most Earned Runs Allowed, Division Series Game.....	7	Nate Robertson.....	10/3/2006 at NYY
Most Earned Runs Allowed, LCS Game.....	6	Doyle Alexander.....	10/7/1987 at MIN
		Jack Morris.....	10/8/1987 at MIN
		Walt Terrell.....	10/10/1987 vs. MIN
		Max Scherzer.....	10/15/2011 at TEX
Most Earned Runs Allowed, World Series Game.....	7	Ed Summers.....	10/13/1909 at PIT
		Hal Newhouser.....	10/3/1945 vs. CHC

## DOUBLES ALLOWED

Most Doubles Allowed, Career.....	13	Max Scherzer.....	2011-14
Most Doubles Allowed, Division Series.....	5	Doug Fister.....	2011-13
Most Doubles Allowed, LCS.....	9	Max Scherzer.....	2011-13
Most Doubles Allowed, World Series.....	10	Tommy Bridges.....	1934-35, 1940, 1945
Most Doubles Allowed, Division Series Game.....	3	Schoolboy Rowe.....	1934-35, 1940
		Nate Robertson.....	10/3/2006 at NYY
		Kenny Rogers.....	10/6/2006 vs. NYY
		Doug Fister.....	9/30/2011 at NYY
		Anibal Sanchez.....	10/17/2013 vs. BOS
Most Doubles Allowed, LCS Game.....	3	Jack Morris.....	10/8/1987 at MIN
		Max Scherzer.....	10/10/2011 at TEX (11 inn.)
		Justin Verlander.....	10/13/2011 vs. TEX
Most Doubles Allowed, World Series Game.....	4	Jeremy Bonderman.....	10/26/2006 at STL

## TRIPLES ALLOWED

Most Triples Allowed, Career.....	5	Tommy Bridges.....	1934-35, 1940, 1945
Most Triples Allowed, Division Series.....	1	Jose Valverde.....	2011-12
		Justin Verlander.....	2006, 2011-14
		Max Scherzer.....	2011-14



Most Triples Allowed, LCS.....	1	Anibal Sanchez.....	2012-14
		Doug Fister.....	2011-13
		Jack Morris.....	1984, 1987
		Doyle Alexander.....	1987
		Justin Verlander.....	2006, 2011-13
		Max Scherzer.....	2011-13
		Joaquin Benoit.....	2011-13
Most Triples Allowed, World Series.....	5	Tommy Bridges.....	1934-35, 1940, 1945
Most Triples Allowed, Division Series Game.....	1	Jose Valverde.....	10/2/2011 at NYY
		Justin Verlander.....	10/3/2011 vs. NYY
		Max Scherzer.....	10/4/2013 at OAK
		Anibal Sanchez.....	10/7/2013 vs. OAK
		Doug Fister.....	10/8/2013 vs. OAK
Most Triples Allowed, LCS Game.....	1	Jack Morris.....	10/2/1984 at KC
		Doyle Alexander.....	10/7/1987 at MIN
		Justin Verlander.....	10/8/2011 at TEX
		Max Scherzer.....	10/18/2012 vs. NYY
		Joaquin Benoit.....	10/16/2013 at BOS
Most Triples Allowed, World Series Game.....	2	Tommy Bridges.....	10/5/1934 at STL
		Tommy Bridges.....	10/9/1934 vs. STL

**HOME RUNS ALLOWED**

Most Home Runs Allowed, Career.....	13	Justin Verlander.....	2006, 2011-14
Most Home Runs Allowed, Division Series.....	4	Anibal Sanchez.....	2012-14
Most Home Runs Allowed, LCS.....	6	Justin Verlander.....	2006, 2011-13
Most Home Runs Allowed, World Series.....	4	Justin Verlander.....	2006, 2012
Most Home Runs Allowed, Division Series Game.....	3	Anibal Sanchez.....	10/7/2013 vs. OAK
Most Home Runs Allowed, LCS Game.....	2	Doyle Alexander.....	10/7/1987 at MIN
		Walt Terrell.....	10/10/1987 vs. MIN
		Frank Tanana.....	10/11/1987 vs. MIN
		Justin Verlander.....	10/11/2006 at OAK
		Brad Penny.....	10/15/2011 at TEX
Most Home Runs Allowed, World Series Game.....	2	Jose Valverde.....	10/13/2012 at NYY (12 inn.)
		Justin Verlander.....	10/21/2006 vs. STL
		Justin Verlander.....	10/24/2012 at SF

**HIT BATSMEN**

Most Hit Batsmen, Career.....	4	Wild Bill Donovan.....	1907-09
		Max Scherzer.....	2011-14
Most Hit Batsmen, Division Series.....	2	Nate Robertson.....	2006
		Doug Fister.....	2011-13
		Rick Porcello.....	2011-14
		Max Scherzer.....	2011-14
Most Hit Batsmen, LCS.....	3	Frank Tanana.....	1987
Most Hit Batsmen, World Series.....	4	Wild Bill Donovan.....	1907-09
Most Hit Batsmen, Division Series Game.....	2	Nate Robertson.....	10/3/2006 at NYY
		Rick Porcello.....	10/4/2011 vs. NYY
		Doug Fister.....	10/7/2012 vs. OAK
Most Hit Batsmen, LCS Game.....	3	Frank Tanana.....	10/11/1987 vs. MIN
Most Hit Batsmen, World Series Game.....	2	Wild Bill Donovan.....	10/8/1907 at CHC
		George Mullin.....	10/8/1909 at PIT
		Ed Willett.....	10/11/1909 vs. PIT

**WALKS**

Most Walks, Career.....	30	Justin Verlander.....	2006, 2011-14
Most Walks, Division Series.....	17	Justin Verlander.....	2006, 2011-14
Most Walks, LCS.....	14	Max Scherzer.....	2011-13
Most Walks, World Series.....	17	Wild Bill Donovan.....	1907-09
Most Walks, Division Series Game.....	4	Justin Verlander.....	10/5/2006 at NYY
		Max Scherzer.....	10/2/2011 at NYY
		Justin Verlander.....	10/6/2012 vs. OAK
Most Walks, LCS Game.....	6	Anibal Sanchez.....	10/12/2013 at BOS
Most Walks, World Series Game.....	6	Wild Bill Donovan.....	10/16/1909 vs. PIT
		Earl Wilson.....	10/5/1968 vs. STL

**STRIKEOUTS**

Most Strikeouts, Career.....	112	Justin Verlander.....	2006, 2011-14
Most Strikeouts, Division Series.....	64	Justin Verlander.....	2006, 2011-14
Most Strikeouts, LCS.....	38	Max Scherzer.....	2011-13
Most Strikeouts, World Series.....	36	George Mullin.....	1907-09
Most Strikeouts, Division Series Game.....	11	Justin Verlander.....	10/3/2011 vs. NYY
		Justin Verlander.....	10/6/2012 vs. OAK
		Justin Verlander.....	10/11/2012 at OAK
		Max Scherzer.....	10/4/2013 at OAK
		Justin Verlander.....	10/5/2013 at OAK
Most Strikeouts, LCS Game.....	14	Joe Coleman.....	10/10/1972 vs. OAK
Most Strikeouts, World Series Game.....	12	Wild Bill Donovan.....	10/8/1907 at CHC

**CLUB BATTING**

**BATTING AVERAGE**

Highest Average, Postseason.....	261	2006
Highest Average, Division Series.....	309	2006
Highest Average, LCS.....	291	2012
Highest Average, World Series.....	253	1984

**AT-BATS**

Most At-Bats, Postseason.....	447	2012
Most At-Bats, Division Series.....	163	2012
Most At-Bats, LCS.....	209	2011



# TIGERS POSTSEASON RECORD BOOK

Most At-Bats, World Series .....	250	1934
Most At-Bats, Game .....	50	10/13/2012 at NYY (12 inn.)
Fewest At-Bats, Game .....	26	10/5/1984 vs. KC 10/25/2012 at SF

## RUNS SCORED

Most Runs, Postseason .....	55	2006
Most Runs, Division Series .....	22	2006
Most Runs, LCS .....	25	2011
Most Runs, World Series .....	34	1968
Most Runs, Game .....	13	10/9/1968 at STL
Most Runs by Both Clubs, Game .....	20	10/15/2011 at TEX

## HITS

Most Hits, Postseason .....	114	2006
Most Hits, Division Series .....	43	2006
Most Hits, LCS .....	51	2011
Most Hits, World Series .....	56	1934, 1940, 1968
Most Hits, Game .....	16	10/18/2012 vs. NYY
Fewest Hits, Game .....	1	10/5/1945 vs. CHC
Most Hits by Both Clubs, Game .....	28	10/8/1945 at CHC (12 inn.)

## EXTRA-BASE HITS

Most Extra-Base Hits, Postseason .....	46	2006
Most Extra-Base Hits, Division Series .....	19	2006
Most Extra-Base Hits, LCS .....	23	2011
Most Extra-Base Hits, World Series .....	18	1909
Most Extra-Base Hits, Game .....	7	10/3/2006 at NYY

## SINGLES

Most Singles, Postseason .....	78	2012
Most Singles, Division Series .....	31	2012
Most Singles, LCS .....	39	2013
Most Singles, World Series .....	42	1945
Most Singles, Game .....	11	10/6/1940 vs. CIN

## DOUBLES

Most Doubles, Postseason .....	27	2006
Most Doubles, Division Series .....	12	2006
Most Doubles, LCS .....	9	2011, 2013
Most Doubles, World Series .....	16	1909
Most Doubles, Game .....	4	10/14/1909 vs. PIT 10/3/2006 at NYY

## TRIPLES

Most Triples, Postseason .....	3	1940, 1968
Most Triples, Division Series .....	1	2006
Most Triples, LCS .....	1	1972, 1984, 2011, 2012
Most Triples, World Series .....	3	1940, 1968
Most Triples, Game .....	2	10/7/1968 vs. STL

## HOME RUNS

Most Home Runs, Postseason .....	19	2011
Most Home Runs, Division Series .....	6	2006, 2011
Most Home Runs, LCS .....	13	2011
Most Home Runs, World Series .....	8	1968
Most Home Runs, Game .....	4	10/13/2011 vs. TEX 10/15/2011 at TEX 10/18/2012 vs. NYY

## WALKS

Most Walks, Postseason .....	39	2011
Most Walks, Division Series .....	17	2011
Most Walks, LCS .....	22	2011
Most Walks, World Series .....	33	1945
Most Walks, Game .....	11	10/12/1984 vs. SD

## STRIKEOUTS

Most Strikeouts, Postseason .....	105	2012
Most Strikeouts, Division Series .....	47	2011
Most Strikeouts, LCS .....	50	2011
Most Strikeouts, World Series .....	59	1968
Most Strikeouts, Game .....	17	10/2/1968 at STL

## SLUGGING PERCENTAGE

Highest Slugging Percentage, Postseason .....	449	2006
Lowest Slugging Percentage, Postseason .....	234	1908
Highest Slugging Percentage, Division Series .....	540	2006
Highest Slugging Percentage, LCS .....	489	2006
Highest Slugging Percentage, World Series .....	411	1984

## ON-BASE PERCENTAGE

Highest On-Base Percentage, Postseason .....	335	1935
Lowest On-Base Percentage, Postseason .....	253	1907
Highest On-Base Percentage, Division Series .....	338	2006
Highest On-Base Percentage, LCS .....	367	2006
Highest On-Base Percentage, World Series .....	355	1984



**CLUB BASE RUNNING**

**STOLEN BASES**

Most Stolen Bases, Postseason.....	11	1984
Fewest Stolen Bases, Postseason.....	0	1940, 1968, 1972
Most Stolen Bases, Division Series.....	4	2012
Most Stolen Bases, LCS.....	5	1987
Most Stolen Bases, World Series.....	7	1984
Most Stolen Bases, Game.....	3	10/12/1908 vs. CHC 10/6/1934 at STL 10/5/1984 vs. KC 10/11/2012 vs. OAK

**CAUGHT STEALING**

Most Caught Stealing, Postseason.....	6	1909
Fewest Caught Stealing, Postseason.....	0	1987, 2014
Most Caught Stealing, Division Series.....	3	2013
Most Caught Stealing, LCS.....	2	1972
Most Caught Stealing, World Series.....	6	1909
Most Caught Stealing, Game.....	3	10/9/1907 vs. CHC

**CLUB PITCHING**

**EARNED RUN AVERAGE**

Lowest ERA, Postseason.....	2.14	1972
Highest ERA, Postseason.....	6.70	1987
Lowest ERA, Division Series.....	2.06	2012
Lowest ERA, LCS.....	1.24	1984
Lowest ERA, World Series.....	2.15	1907

**COMPLETE GAMES**

Most Complete Games, Postseason.....	5	1935
Fewest Complete Games, Postseason.....	0	2006, 2011, 2013, 2014
Most Complete Games, Division Series.....	1	2012
Most Complete Games, LCS.....	1	1972, 1987
Most Complete Games, World Series.....	5	1935

**SHUTOUTS**

Most Shutouts, Postseason.....	2	2006, 2012, 2013
Fewest Shutouts, Postseason.....	0	nine times (last, 2014)
Most Shutouts, Division Series.....	1	2006, 2012, 2013
Most Shutouts, LCS.....	1	1972, 1984, 2006, 2012, 2013
Most Shutouts, World Series.....	1	1909, 1940

**SAVES (since 1969)**

Most Saves, Postseason.....	4	2006, 2011
Fewest Saves, Postseason.....	0	1972, 1987, 2014
Most Saves, Division Series.....	2	2011, 2013
Most Saves, LCS.....	2	2006, 2011, 2012
Most Saves, World Series.....	2	1984

**INNINGS PITCHED**

Most Innings Pitched, Postseason.....	117.2	2012
Fewest Innings Pitched, Postseason.....	25.0	2014
Most Innings Pitched, Division Series.....	44.0	2011, 2013
Most Innings Pitched, LCS.....	55.0	2011
Most Innings Pitched, World Series.....	65.2	1945

**HITS ALLOWED**

Most Hits Allowed, Postseason.....	108	2011
Fewest Hits Allowed, Postseason.....	26	2014
Most Hits Allowed, Division Series.....	45	2011
Most Hits Allowed, LCS.....	63	2011
Most Hits Allowed, World Series.....	73	1934
Most Hits Allowed, Game.....	17	10/9/1934 vs. STL 10/15/2011 at TEX 10/12/2013 at BOS
Fewest Hits Allowed, Game.....	1	10/12/2013 at BOS

**RUNS ALLOWED**

Most Runs Allowed, Postseason.....	67	2011
Fewest Runs Allowed, Postseason.....	13	1972
Most Runs Allowed, Division Series.....	28	2011
Most Runs Allowed, LCS.....	39	2011
Most Runs Allowed, World Series.....	34	1909, 1934
Most Runs Allowed, Game.....	15	10/15/2011 at TEX
Fewest Runs Allowed, Game.....	0	10 times (last, 10/12/2013 at BOS)

**EARNED RUNS ALLOWED**

Most Earned Runs Allowed, Postseason.....	65	2011
Fewest Earned Runs Allowed, Postseason.....	11	1907, 1972
Most Earned Runs Allowed, Division Series.....	28	2011
Most Earned Runs Allowed, LCS.....	37	2011
Most Earned Runs Allowed, World Series.....	28	1945
Most Earned Runs Allowed, Game.....	14	10/15/2011 at TEX
Fewest Earned Runs Allowed, Game.....	0	13 times (last, 10/12/2013 at BOS)

**HOME RUNS ALLOWED**

Most Home Runs Allowed, Postseason.....	11	2011
---	----	------



# TIGERS POSTSEASON RECORD BOOK

Fewest Home Runs Allowed, Postseason.....	0.....	1907
Most Home Runs Allowed, Division Series.....	5.....	2013
Most Home Runs Allowed, LCS.....	8.....	1987
Most Home Runs Allowed, World Series.....	7.....	1968
Most Home Runs Allowed, Game.....	3.....	10/11/2006 at OAK 10/24/2012 at SF 10/7/2013 vs. OAK

## HIT BATSMEN

Most Hit Batsmen, Postseason.....	6.....	1909, 2006, 2011
Fewest Hit Batsmen, Postseason.....	0.....	1908, 1940, 1945, 1984
Most Hit Batsmen, Division Series.....	4.....	2011
Most Hit Batsmen, LCS.....	5.....	1987
Most Hit Batsmen, World Series.....	6.....	1909
Most Hit Batsmen, Game.....	3.....	10/11/1987 vs. MIN

## WALKS

Most Walks, Postseason.....	45.....	2006
Fewest Walks, Postseason.....	7.....	2014
Most Walks, Division Series.....	21.....	2011
Most Walks, LCS.....	20.....	1987, 2011
Most Walks, World Series.....	23.....	2006
Most Walks, Game.....	10.....	10/16/1909 vs. PIT
Fewest Walks, Game.....	0.....	nine times (last, 10/16/2012 vs. NYY)

## STRIKEOUTS

Most Strikeouts, Postseason.....	130.....	2013
Fewest Strikeouts, Postseason.....	19.....	2014
Most Strikeouts, Division Series.....	57.....	2013
Most Strikeouts, LCS.....	73.....	2013
Most Strikeouts, World Series.....	48.....	1945
Most Strikeouts, Game.....	17.....	10/12/2013 at BOS
Fewest Strikeouts, Game.....	1.....	10/16/1909 vs. PIT 10/6/1934 at STL

## WILD PITCHES

Most Wild Pitches, Postseason.....	8.....	2013
Fewest Wild Pitches, Postseason.....	0.....	1907, 1935, 1968
Most Wild Pitches, Division Series.....	2.....	2011, 2012, 2013
Most Wild Pitches, LCS.....	6.....	2013
Most Wild Pitches, World Series.....	5.....	2006

## CLUB FIELDING

### FIELDING PERCENTAGE

Highest Fielding Percentage, Postseason.....	.989.....	2012
Lowest Fielding Percentage, Postseason.....	.938.....	1909
Highest Fielding Percentage, Division Series.....	1.000.....	2011
Highest Fielding Percentage, LCS.....	.993.....	2006
Highest Fielding Percentage, World Series.....	.993.....	2012

### PUTOUTS

Most Putouts, Postseason.....	353.....	2012
Most Putouts, Division Series.....	132.....	2011, 2013
Most Putouts, LCS.....	165.....	2011
Most Putouts, World Series.....	197.....	1945
Most Putouts, Game.....	36.....	10/8/1907 at CHC (12 inn.) 10/4/1934 vs. STL (12 inn.) 10/13/2012 at NYY (12 inn.)

### ASSISTS

Most Assists, Postseason.....	120.....	2006
Most Assists, Division Series.....	36.....	2011
Most Assists, LCS.....	63.....	2011
Most Assists, World Series.....	88.....	1909
Most Assists, Game.....	20.....	10/4/1935 at CHC (11 inn.)

### TOTAL CHANCES

Most Total Chances, Postseason.....	469.....	2006
Most Total Chances, Division Series.....	168.....	2011
Most Total Chances, LCS.....	233.....	2011
Most Total Chances, World Series.....	289.....	1909
Most Total Chances, Game.....	55.....	10/4/1935 at CHC (11 inn.)

### ERRORS

Most Errors, Postseason.....	18.....	1909
Fewest Errors, Postseason.....	2.....	2014
Most Errors, Division Series.....	2.....	2014
Most Errors, LCS.....	7.....	1972
Most Errors, World Series.....	18.....	1909
Most Errors, Game.....	5.....	10/11/1909 vs. PIT 10/3/1934 vs. STL

### PASSED BALLS

Most Passed Balls, Postseason.....	2.....	1945
Most Passed Balls, LCS.....	1.....	1987
Most Passed Balls, World Series.....	2.....	1945
Most Passed Balls, Game.....	2.....	10/3/1945 vs. CHC



## DOUBLE PLAYS

Most Double Plays, Postseason	14	2006
Most Double Plays, Division Series	3	2006, 2011
Most Double Plays, LCS	7	2006
Most Double Plays, World Series	6	1935
Most Double Plays, Game	4	10/10/2006 at OAK

## CLUB MISCELLANEOUS

### LENGTH OF GAMES

Longest Game, Innings	12	10/8/1907 at CHC 10/4/1934 vs. STL 10/8/1945 at CHC 10/13/2012 at NYY
Longest Nine-Inning Game, Time	3:56	10/12/2013 at BOS
Longest Extra-Inning Game, Time	4:54	10/13/2012 at NYY (12 inn.)
Shortest Game, Time	1:25	10/14/1908 vs. CHC

### GAMES WON

Most Games Won, Postseason	8	2006
Most Games Won at Home, Postseason	5	2006
Most Games Won on Road, Postseason	3	1945, 1968, 1984, 2006, 2012, 2013
Longest Winning Streak, Postseason	7	10/5-10/14/2006

### GAMES LOST

Most Games Lost, Postseason	6	2011, 2012, 2013
Most Games Lost at Home, Postseason	3	1908, 1934, 2013
Most Games Lost on Road, Postseason	4	2006, 2011, 2012
Longest Losing Streak, Postseason	5	10/17/2013-10/5/2014

### PITCHERS USED

Most Pitchers Used, Nine-Inning Game	6	10/9/1934 vs. STL 10/6/1968 vs. STL 10/21/2006 vs. STL 10/24/2006 at STL 10/15/2011 at TEX 10/10/2012 at OAK 10/13/2013 at BOS
Most Pitchers Used by Both Clubs, Game	13	10/13/2012 at NYY (12 inn.)

### ATTENDANCE

Largest Attendance, Home Postseason Game	55,500	10/5/1945 vs. CHC
Smallest Attendance, Home Postseason Game	6,210	10/14/1908 vs. CHC
Largest Attendance, Road Postseason Game	57,911	10/10/1984 at SD
Smallest Attendance, Road Postseason Game	13,114	10/10/1907 at CHC

## POSTSEASON ATTENDANCE IN DETROIT

Year	Opponent	Event	Attendance	Games
2014	Baltimore	ALDS	43,013	1
2013	Boston	ALCS	127,761	3
	OAKLAND	ALDS	87,911	2
2012	San Francisco	World Series	84,414	2
	NEW YORK	ALCS	84,967	2
	OAKLAND	ALDS	84,007	2
2011	Texas	ALCS	126,047	3
	NEW YORK	ALDS	87,108	2
2006	St. Louis	World Series	85,012	2
	OAKLAND	ALCS	84,636	2
	NEW YORK	ALDS	86,566	2
1987	Minnesota	ALCS	149,117	3
1984	SAN DIEGO	World Series	156,001	3
	KANSAS CITY	ALCS	52,168	1
1972	Oakland	ALCS	129,047	3
1968	ST. LOUIS	World Series	160,902	3
1945	CHICAGO	World Series	163,773	3
1940	Cincinnati	World Series	162,159	3
1935	CHICAGO	World Series	142,553	3
1934	St. Louis	World Series	171,409	4
1909	Pittsburgh	World Series	63,410	4
1908	Chicago	World Series	29,929	3
1907	Chicago	World Series	18,676	2

Series victories in ALL CAPS.



# TIGERS POSTSEASON HOME RUNS

## WORLD SERIES

DATE	OPPONENT	PLAYER	PITCHER	INN.	ON
October 13, 1909	at Pittsburgh	Davy Jones	Babe Adams	1st	0
October 13, 1909	at Pittsburgh	Sam Crawford	Babe Adams	8th	0
October 3, 1934	St. Louis	Hank Greenberg	Dizzy Dean	8th	0
October 7, 1934	at St. Louis	Charlie Gehringer	Dizzy Dean	1st	0
October 3, 1935	Chicago (NL)	Hank Greenberg	Charlie Root	6th	1
October 2, 1940	at Cincinnati	Bruce Campbell	Whitey Moore	5th	1
October 4, 1940	Cincinnati	Rudy York	Jim Turner	7th	1
October 4, 1940	Cincinnati	Pinky Higgins	Jim Turner	7th	1
October 6, 1940	Cincinnati	Hank Greenberg	Junior Thompson	3rd	2
October 4, 1945	Chicago (NL)	Hank Greenberg	Hank Wyse	5th	2
October 8, 1945	at Chicago (NL)	Hank Greenberg	Ray Prim	8th	0
October 3, 1968	at St. Louis	Willie Horton	Nelson Briles	2nd	0
October 3, 1968	at St. Louis	Mickey Lolich	Nelson Briles	3rd	0
October 3, 1968	at St. Louis	Norm Cash	Nelson Briles	6th	0
October 5, 1968	St. Louis	Al Kaline	Ray Washburn	3rd	1
October 5, 1968	St. Louis	Dick McAuliffe	Ray Washburn	5th	0
October 6, 1968	St. Louis	Jim Northrup	Bob Gibson	4th	0
October 9, 1968	at St. Louis	Jim Northrup	Larry Jaster	3rd	3
October 9, 1968	at St. Louis	Al Kaline	Steve Carlton	5th	0
October 9, 1984	at San Diego	Larry Herndon	Mark Thurmond	5th	1
October 12, 1984	San Diego	Marty Castillo	Tim Lollar	2nd	1
October 13, 1984	San Diego	Alan Trammell	Eric Show	1st	1
October 13, 1984	San Diego	Alan Trammell	Eric Show	3rd	1
October 14, 1984	San Diego	Kirk Gibson	Mark Thurmond	1st	1
October 14, 1984	San Diego	Lance Parrish	Rich Gossage	7th	0
October 14, 1984	San Diego	Kirk Gibson	Rich Gossage	8th	2
October 21, 2006	St. Louis	Craig Monroe	Anthony Reyes	9th	0
October 22, 2006	St. Louis	Craig Monroe	Jeff Weaver	1st	0
October 26, 2006	at St. Louis	Sean Casey	Jeff Suppan	2nd	0
October 27, 2006	at St. Louis	Sean Casey	Jeff Weaver	4th	1
October 24, 2012	at San Francisco	Jhonny Peralta	George Kontos	9th	1
October 28, 2012	San Francisco	Miguel Cabrera	Matt Cain	3rd	1
October 28, 2012	San Francisco	Delmon Young	Matt Cain	6th	0

## LEAGUE CHAMPIONSHIP SERIES

DATE	OPPONENT	PLAYER	PITCHER	INN.	ON
October 7, 1972	at Oakland	Norm Cash	Catfish Hunter	2nd	0
October 7, 1972	at Oakland	Al Kaline	Rollie Fingers	11th	0
October 10, 1972	Oakland	Bill Freehan	Bob Locker	8th	0
October 11, 1972	Oakland	Dick McAuliffe	Catfish Hunter	3rd	0
October 2, 1984	at Kansas City	Larry Herndon	Buddy Black	4th	0
October 2, 1984	at Kansas City	Alan Trammell	Buddy Black	5th	0
October 2, 1984	at Kansas City	Lance Parrish	Mike Jones	9th	0
October 3, 1984	at Kansas City	Kirk Gibson	Bret Saberhagen	3rd	0
October 7, 1987	at Minnesota	Mike Heath	Frank Viola	3rd	0
October 7, 1987	at Minnesota	Kirk Gibson	Frank Viola	6th	0
October 8, 1987	at Minnesota	Chet Lemon	Bert Blyleven	2nd	1
October 8, 1987	at Minnesota	Lou Whitaker	Bert Blyleven	8th	0
October 10, 1987	Minnesota	Pat Sheridan	Jeff Reardon	8th	1
October 12, 1987	Minnesota	Matt Nokes	Bert Blyleven	4th	1
October 12, 1987	Minnesota	Chet Lemon	Juan Berenguer	8th	0
October 10, 2006	at Oakland	Brandon Inge	Barry Zito	3rd	0
October 10, 2006	at Oakland	Ivan Rodriguez	Barry Zito	4th	0
October 11, 2006	at Oakland	Alexis Gomez	Esteban Loaiza	6th	1
October 11, 2006	at Oakland	Curtis Granderson	Huston Street	9th	0
October 13, 2006	Oakland	Craig Monroe	Rich Harden	5th	0
October 14, 2006	Oakland	Magglio Ordoñez	Dan Haren	6th	0
October 14, 2006	Oakland	Magglio Ordoñez	Huston Street	9th	2
October 10, 2011	at Texas	Ryan Raburn	Derek Holland	3rd	2
October 11, 2011	Texas	Victor Martinez	Colby Lewis	4th	0
October 11, 2011	Texas	Jhonny Peralta	Colby Lewis	6th	0
October 11, 2011	Texas	Miguel Cabrera	Koji Uehara	7th	0
October 12, 2011	Texas	Brandon Inge	Alexi Ogando	7th	0
October 13, 2011	Texas	Alex Avila	C.J. Wilson	3rd	0
October 13, 2011	Texas	Delmon Young	C.J. Wilson	4th	0
October 13, 2011	Texas	Delmon Young	C.J. Wilson	6th	1
October 13, 2011	Texas	Ryan Raburn	Koji Uehara	7th	0
October 15, 2011	at Texas	Miguel Cabrera	Derek Holland	1st	0
October 15, 2011	at Texas	Jhonny Peralta	Derek Holland	2nd	0
October 15, 2011	at Texas	Austin Jackson	Derek Holland	5th	1
October 15, 2011	at Texas	Miguel Cabrera	Mike Adams	8th	0



# TIGERS POSTSEASON HOME RUNS



## LEAGUE CHAMPIONSHIP SERIES, cont.

DATE	OPPONENT	PLAYER	PITCHER	INN.	ON
October 13, 2012	at New York (AL)	Delmon Young	Derek Lowe	8th	0
October 16, 2012	New York (AL)	Delmon Young	Phil Hughes	4th	0
October 18, 2012	New York (AL)	Miguel Cabrera	CC Sabathia	4th	1
October 18, 2012	New York (AL)	Jhonny Peralta	CC Sabathia	4th	1
October 18, 2012	New York (AL)	Austin Jackson	Derek Lowe	7th	0
October 18, 2012	New York (AL)	Jhonny Peralta	David Robertson	8th	0
October 13, 2013	at Boston	Miguel Cabrera	Clay Buchholz	6th	0
October 13, 2013	at Boston	Alex Avila	Clay Buchholz	6th	2

## DIVISION SERIES

DATE	OPPONENT	PLAYER	PITCHER	INN.	ON
October 3, 2006	at New York (AL)	Craig Monroe	Chien-Ming Wang	5th	0
October 3, 2006	at New York (AL)	Curtis Granderson	Mike Myers	7th	0
October 5, 2006	at New York (AL)	Carlos Guillen	Mike Mussina	6th	0
October 6, 2006	New York (AL)	Curtis Granderson	Brian Bruney	7th	0
October 7, 2006	New York (AL)	Magglio Ordoñez	Jaret Wright	2nd	0
October 7, 2006	New York (AL)	Craig Monroe	Jaret Wright	2nd	1
September 30, 2011	at New York (AL)	Delmon Young	CC Sabathia	1st	0
October 2, 2011	at New York (AL)	Miguel Cabrera	Freddy Garcia	1st	1
October 3, 2011	New York (AL)	Delmon Young	Rafael Soriano	7th	0
October 4, 2011	New York (AL)	Victor Martinez	A.J. Burnett	4th	0
October 6, 2011	at New York (AL)	Don Kelly	Ivan Nova	1st	0
October 6, 2011	at New York (AL)	Delmon Young	Ivan Nova	1st	0
October 6, 2012	Oakland	Alex Avila	Jarrod Parker	5th	0
October 10, 2012	at Oakland	Prince Fielder	A.J. Griffin	4th	0
October 8, 2013	Oakland	Jhonny Peralta	Dan Straily	5th	2
October 8, 2013	Oakland	Victor Martinez	Sean Doolittle	7th	0
October 10, 2013	at Oakland	Miguel Cabrera	Sonny Gray	4th	1
October 2, 2014	at Baltimore	Victor Martinez	Chris Tillman	2nd	0
October 2, 2014	at Baltimore	J.D. Martinez	Chris Tillman	2nd	0
October 2, 2014	at Baltimore	Miguel Cabrera	Darren O'Day	8th	0
October 3, 2014	at Baltimore	J.D. Martinez	Wei-Yin Chen	4th	2
October 3, 2014	at Baltimore	Nicholas Castellanos	Wei-Yin Chen	4th	0

## INTERLEAGUE ACTION

Since 1997, the Tigers have compiled a 239-222 record (.518) during Interleague action. Since Comerica Park opened in 2000, Detroit is 122-83 (.595) during Interleague action at the park. The following is a year-by-year Interleague breakdown:


Year	Home	Road	Record
1997	6-3	2-4	8-7
1998	2-6	5-3	7-9
1999	4-5	4-5	8-10
2000	6-3	4-5	10-8
2001	5-4	5-4	10-8
2002	3-6	3-6	6-12
2003	1-8	3-6	4-14
2004	7-2	2-7	9-9
2005	6-3	3-6	9-9
2006	8-1	7-2	15-3
2007	6-3	8-1	14-4
2008	8-1	5-4	13-5
2009	7-2	3-6	10-8
2010	8-1	3-6	11-7
2011	4-5	3-6	7-11
2012	6-3	5-4	11-7
2013	9-1	3-7	12-8
2014	8-2	4-6	12-8
2015	3-7	6-4	9-11
2016	7-3	6-4	13-7
2017	4-6	4-6	8-12
2018	5-5	1-9	6-14
2019	1-9	4-6	5-15
2020	4-4	7-3	11-7
2021	6-4	5-5	11-9

---

# ***TIGERS IN HALL OF FAME***

---



# TY COBB

HT: 6-1 WT: 175 BT: L TH: R BORN: 12/18/1896 IN NARROWS, GA

CENTERFIELDER, 1905-26

<b>Full Name:</b> Tyrus Raymond Cobb	<b>Elected to Hall of Fame:</b> 1936
<b>Nickname:</b> "The Georgia Peach"	<b>Died:</b> 7/17/1961 in Atlanta, GA

Perhaps the greatest player in baseball history, there is little doubt that Ty Cobb, called a "Genius in Spikes," was the greatest competitor the game has ever seen.

- Received seven more votes than Babe Ruth when elected as one of the five original members of the Hall of Fame... garnered 98.2 percent of the vote, the highest percentage ever until Tom Seaver was elected with 98.8 percent in 1992.
- Owns the highest lifetime batting average (.367) in Major League history.
- His Major League record 4,191 career hits stood for almost 60 years, and single-season Major League record of 96 stolen bases in 1915 stood for nearly 50 years.
- Held the Major League record for career runs scored (2,245) for 75 years until Rickey Henderson surpassed the total during the 2001 season.
- Also ranks second all-time in triples (297) and fourth in doubles (724) and stolen bases (892)...his triples total is second only to Tigers teammate Sam Crawford.
- Batted .400-or-better three times (.420, 1911; .410, 1912; .401, 1922), tied for most in Major League history...one of just two players (Rogers Hornsby) who played their entire career after 1900 to accomplish the feat.
- Was the Chalmers Award winner (American League Most Valuable Player) in 1911 after batting a career-high .420.
- Won the league batting title in 12 out of 14 seasons from 1907-20.
- Drove in more than 100 runs seven times, mostly during the dead-ball era, and led the league in RBI in four of the five years from 1907-11.
- Captured the 1909 Triple Crown, pacing both Major Leagues in batting average (.377), home runs (9) and RBI (107), while leading the Tigers to the final of his three World Series appearances.
- Led the Tigers to consecutive American League pennants in 1907, 1908 and 1909.
- Following a 22-year career with the Tigers, including six seasons (1921-26) as player-manager, played his final two seasons as a member of the Philadelphia Athletics.
- Did not wear a uniform number, as they were not used by the Tigers until the 1930s.



# MICKEY COCHRANE

HT: 5-10 WT: 180 BT: L TH: R BORN: 4/6/1903 IN BRIDGEWATER, MA

CATCHER, 1934-37

<b>Full Name:</b> Gordon Stanley Cochrane	<b>Elected to Hall of Fame:</b> 1947
<b>Nickname:</b> "Black Mike"	<b>Died:</b> 6/28/1962 in Lake Forest, IL

One of the finest backstops the game has ever produced, Mickey Cochrane took over a fifth-place Tigers club as player-manager in 1934, leading a turnaround that culminated with Detroit winning back-to-back American League pennants and its first World Series Championship in 1935.

- Named the 1934 American League Most Valuable Player, after leading the Tigers to their first AL pennant in 25 years.
- The following season, led the Tigers to their first-ever World Series title, scoring the winning run in the bottom of the ninth inning in Game Six to defeat the Chicago Cubs at Navin Field.
- Of that title-clinching game, Cochrane later said, "It was my greatest day in baseball."
- In May of 1937, after homering off the Yankees' Bump Hadley, Cochrane was beamed in the right temple by a Hadley fastball and remained unconscious for 10 days before finally regaining consciousness...although he continued as Tigers manager for part of the following season, he never played again.
- Known as one of the best batsmen ever to play catcher, posting a lifetime .320 batting average and hitting better than .300 in a season nine times during his career.
- Acquired by the Tigers from the Philadelphia Athletics following the 1933 season in exchange for Johnny Pasek and \$100,000...helped the 1929 A's, regarded as one of the greatest teams in baseball history, to the World Series title.
- Also named AL Most Valuable Player in 1928 with the Athletics...spent a total of nine seasons with the A's after coming up to the big leagues in 1925.
- Despite spending just four of his 13 Major League seasons in a Detroit uniform, Cochrane entered the Hall of Fame in 1947 as a Tiger.
- Wore uniform No. 3 while playing for Detroit.




# SAM CRAWFORD

HT: 6-0 WT: 190 BT: L TH: L BORN: 4/18/1880 IN WAHOO, NE

**RIGHTFIELDER, 1903-17**

**Full Name:** Samuel Earl Crawford **Elected to Hall of Fame:** 1957  
**Nickname:** "Wahoo Sam" **Died:** 6/15/1968 in Hollywood, CA

Although he spent most of his career in the shadows of the great Ty Cobb, his teammate in the Tigers outfield for 13 seasons, "Wahoo Sam" Crawford carved his niche in baseball history as its most prolific triples hitter ever.

- Led the league in three-baggers six times, once in the National League with Cincinnati and five times in the American League with Detroit...five times he hit more than 20 triples in a season, en route to his career record of 309.
- Is the all-time Major League leader in triples, legging out 309 during his career.
- A lifetime .309 hitter, Crawford was known as one of the hardest hitters of the dead-ball era.
- Led the American League in RBI three times, runs scored once and doubles once.
- Finished his career just 39 hits short of 3,000.
- Batted .314 and led the league with 104 RBI and a career-high 26 triples in 1914, finishing runner-up to Philadelphia's Eddie Collins for the Chalmers Award (American League Most Valuable Player).
- Helped the Tigers to consecutive American League pennants in 1907, 1908 and 1909.
- His nickname derived from his hometown of Wahoo, NE.
- Elected to the Hall of Fame by the Veterans Committee in 1957.



# CHARLIE GEHRINGER

HT: 5-11 WT: 180 BT: L TH: R BORN: 5/11/1903 IN FOWLerville, MI

**SECOND BASEMAN, 1924-42**

**Full Name:** Charles Leonard Gehringer **Elected to Hall of Fame:** 1949  
**Nickname:** "The Mechanical Man" **Died:** 1/21/1993 in Bloomfield Hills, MI

Known for his quiet efficiency, Michigan native Charlie Gehringer was not only the best fielding second baseman of his time, but he also hit for power and average...Ty Cobb, who managed the Tigers during Gehringer's first three seasons, called him, aside from Eddie Collins, "the greatest second baseman (he) ever saw."

- Batted over .300 in 13-of-16 full seasons, had 200-or-more hits seven times and posted a lifetime batting average of .320.
- Named the American League Most Valuable Player in 1937 after hitting a career-high .371 to lead the league...finished runner-up to teammate Mickey Cochrane for the Most Valuable Player award in 1934.
- In 1929, led the American League in eight categories including hits, runs, doubles, triples, stolen bases, games, putouts and fielding percentage.
- Hit 15-or-more home runs in a season six times, and had 100-or-more RBI seven times.
- Drilled 60 doubles in 1936, a Tigers record for a lefthanded hitter.
- Batted .375 and handled 39 chances without an error in the 1935 World Series to help Detroit to the title.
- Member of the American League pennant-winning Tigers clubs in 1934 and 1940.
- Had his uniform No. 2 retired by the Tigers on June 12, 1983, the same day that Hank Greenberg's No. 5 was retired.
- Served as the Tigers general manager from 1951-53.




# HANK GREENBERG

HT: 6-3 WT: 210 BT: R TH: R BORN: 1/1/1911 IN NEW YORK, NY

**FIRST BASEMAN, 1930-46**

**Full Name:** Henry Benjamin Greenberg **Elected to Hall of Fame:** 1956  
**Nickname:** "Hammerin' Hank" **Died:** 9/4/1986 in Beverly Hills, CA

A fearsome run producer and home run hitter, "Hammerin' Hank" Greenberg made the most of a career interrupted by four years of military service during World War II, and another season lost to injury...captured two American League Most Valuable Player awards and a pair of World Series titles.

- Rapped a Tigers record 63 doubles, just four short of the Major League mark, in 1934 in his second full season in the Majors as the Tigers won their first pennant in 25 years.
- Unanimous selection as AL Most Valuable Player in 1935 after leading the league with 36 homers and 170 RBI as the Tigers won their first World Series title, defeating the Chicago Cubs.
- Suffered a broken wrist just 12 games into the 1936 season after beginning the campaign batting .348 with 16 RBI.
- Drove in a career-high 183 runs the next year, one short of Lou Gehrig's 1931 league record.
- In 1938, chased Babe Ruth's 11-year-old single-season home run record (60) before ending the year with a league-best 58 longballs.
- Won AL Most Valuable Player honors again in 1940, his last full season before entering the Army, as he batted a career best .340 and led the league with 50 doubles, 41 home runs and 150 RBI...carried Detroit to its sixth AL pennant.
- Returned from a four-year stint in the Army in July of 1945 and drilled a grand slam on the final day of the season to spur the Tigers back to the World Series...batted .304 with two home runs and seven RBI to lead Detroit past Chicago for its second World Series title.
- Drove in more than 100 runs a total of seven times in his career and hit better than .300 in each of his first seven full seasons, including high marks of .340 in 1940 and .337 in 1937.
- Posted a lifetime slugging percentage of .605, good for seventh-highest in Major League history.
- Completed his brilliant career with one final season in Pittsburgh after being sold by the Tigers to the Pirates on January 18, 1947.
- Had his uniform No. 5 retired by the Tigers on June 12, 1983, the same day that Charlie Gehringer's No. 2 was retired.



# HARRY HEILMANN


HT: 6-1 WT: 195 BT: R TH: R BORN: 8/3/1894 IN SAN FRANCISCO, CA

**RIGHTFIELDER, 1914-29**

**Full Name:** Harry Edwin Heilmann **Elected to Hall of Fame:** 1952  
**Nickname:** "Slug" **Died:** 7/9/1951 in Southfield, MI

Rated second only to Rogers Hornsby among righthanded hitters of his era, Harry Heilmann batted .390-or-better four times in his career, including .403 in 1923, to capture a quartet of batting titles.

- Bettered the .400 mark (.403) in 1923 to lead the league, collecting 211 hits and driving in 115 runs...in all, batted .340-or-better eight times.
- Led the American League with 237 hits in 1921 and hit .394 to win his first batting title...also won the league batting crown in 1923, 1925 and 1927.
- From 1921-29, drove in at least 100 runs in eight out of nine seasons...drilled at least 40 doubles in eight of his last 10 seasons as a player.
- In 1927, finished runner-up to the Yankees' Lou Gehrig in AL Most Valuable Player balloting, after hitting .398 and winning his final batting title.
- His 1921 total of 139 RBI would have led the league, but Babe Ruth drove in 171 runs that season...three times he ranked second in the AL in slugging percentage behind Ruth.
- Was sold to the Cincinnati Reds on October 14, 1929, where he played in 1930 and 1932...batted .333 in 1930 with 19 home runs, two off his career best, and 91 RBI.
- After his playing career, broadcasted Tigers games on the radio from 1934-51.
- Elected to the Hall of Fame posthumously by the Veterans Committee in 1952.



# HUGHIE JENNINGS

HT: 5-8 WT: 165 BT: R TH: R BORN: 4/2/1869 IN PITTSBURGH, PA

**SHORTSTOP/MANAGER, 1907-20**

**Full Name:** Hugh Ambrose Jennings


**Elected to Hall of Fame:** 1945

**Nickname:** "Hustling Hughie"

**Died:** 2/1/1928 in Scranton, PA

Detroit's manager from 1907-1920, Jennings piloted teams which featured all-time greats Ty Cobb, Harry Heilmann and Sam Crawford, and he led the Tigers to three consecutive American League pennants from 1907-09.

- An outstanding shortstop in his playing days, had his best years with the National League's Baltimore Orioles between 1893 and 1899...drove in more than 100 runs three times, batted .398 in 1896 and led the league in fielding four times.
- With Detroit, served as player-manager from 1907-1918, although he only appeared in a handful of games and had just nine at-bats in those 12 years...became full-time manager for his final two seasons in a Tigers uniform.
- Although his Tigers won three straight league titles, they lost in the World Series each time, twice to the Cubs and once to the Pirates.
- Elected to the Hall of Fame posthumously by the Veterans Committee in 1945.



# AL KALINE

HT: 6-2 WT: 180 BT: R TH: R BORN: 12/19/1934 IN BALTIMORE, MD

**RIGHTFIELDER, 1953-74**

**Full Name:** Albert William Kaline

**Elected to Hall of Fame:** 1980

**Nickname:** "Mr. Tiger"

**Died:** 4/6/2020 in Bloomfield Hills, MI

If any player defined the Tigers during the last half-century it was Al Kaline, and in 1980, he became just the 10th player ever elected to the Hall of Fame in his first year of eligibility...at the time of his retirement, Kaline and Ty Cobb were the only Tigers ever to play 20-or-more seasons in a Detroit uniform.

- Runner-up for the American League Most Valuable Player award in 1955 and 1963, finishing second to Yankees catchers Yogi Berra and Elston Howard, respectively...both seasons, despite the vote of the baseball writers, *The Sporting News* chose Kaline as its Player of the Year.
- Won the league's batting crown in 1955 by batting .340 in just his second full season in the Majors...accomplished the feat at age 20, making him the youngest batting champion in AL history.
- Came back from a broken arm earlier in the season to bat .379 against the Cardinals in the 1968 World Series...had two home runs among his 11 hits in the series and drove in eight runs, furthering his reputation as a tremendous clutch performer.
- Selected to 18 All-Star Games over his career, including 15-of-16 between 1955 and 1967 (selected to two games each season, 1959-61)...selected to the All-Star squad in 1964 and 1967 but did not play due to injury.
- Hit .300-or-better and drilled 20-or-more home runs nine times, each during his career.
- An outstanding defensive player renowned for his powerful arm, he captured 10 Gold Gloves, enjoyed a streak of 242 straight errorless games and played in 16 All-Star games without committing a miscue.
- Spent the 1974 season as a full-time designated hitter and rapped his 3,000th career hit off the Orioles' Dave McNally that season, making him the first American League since Eddie Collins in 1925 to reach that milestone.
- Ended his career with 3,007 hits, breaking Al Simmons' 30-year-old American League record for hits by a righthanded batter.
- Also posted 399 career home runs while maintaining a .297 lifetime batting average.
- Had his No. 6 retired by the Tigers on August 17, 1980, making him the first Tigers player ever to have his number retired.
- Has spent every year since 1976 in the Tigers organization, first as a television color analyst (1976-2001) and more recently as a Special Assistant to the Executive Vice President of Baseball Operations and General Manager.

## KALINE WINS BATTING TITLE AT AGE 20

In 1955, Hall-of-Famer Al Kaline had one of the best seasons of his career at the age of 20. That season, he became the youngest player ever to win the American League batting crown -- besting the immortal Ty Cobb by one day -- and took the title in the American League by 21 points with a career-best .340 batting average. In fact, his batting average led the entire Major Leagues, ending up two points better than Richie Ashburn of the Phillies, who won the National League crown. Kaline registered a career-high 200 hits, hit 27 home runs and drove in 102 runs that year. He wound up second in the American League Most Valuable Player balloting, finishing 17 points behind Yankees catcher Yogi Berra.




# GEORGE KELL

HT: 5-9 WT: 175 BT: R TH: R BORN: 8/23/1922 IN SWIFTON, AR

## THIRD BASEMAN, 1946-52

**Full Name:** George Clyde Kell **Elected to Hall of Fame:** 1983  
**Died:** 3/24/2009 in Swifton, AR

The American League's foremost third baseman in the 1940s and '50s, George Kell is one of just 17 third basemen enshrined in the National Baseball Hall of Fame.

- Won the 1949 American League batting crown with a .343 average, nosing out Boston's Ted Williams on the final day of the season.
- Selected to 10 All-Star Games, including eight straight between 1947 and 1954.
- Batted over .300 nine times and led the AL in hits in 1950 and 1951...also led the league in doubles both seasons.
- Was acquired by the Tigers on May 18, 1946, from the Philadelphia Athletics in exchange for outfielder Barney McCoskey.
- In seven seasons with the Tigers from 1946-52, he batted below .300 just once, in 1952, when he was traded to the Red Sox 39 games into the season.
- Known for sure hands and a strong, accurate arm, he led AL third basemen in fielding percentage seven times.
- Wore uniform No. 21 from 1946-50 and No. 7 in 1951-52 with the Tigers.
- Was included in an eight-player trade on June 3, 1952, in which he, Dizzy Trout, Hoot Evers and Johnny Lipon were sent from the Tigers to Boston in exchange for Johnny Pesky, Walt Dropo, Bill Wight, Fred Hatfield and Don Lenhardt.
- Also played for the White Sox and Orioles before retiring in 1957.
- Elected to the Hall of Fame by the Veterans Committee in 1983.
- Began broadcasting full-time after retiring as a player, and, except for 1964, called Tigers baseball every year from 1959-96...retired from broadcasting in January, 1997.



# HEINIE MANUSH

HT: 6-1 WT: 200 BT: L TH: L BORN: 7/20/1901 IN TUSCUMBIA, AL

## LEFTFIELDER, 1923-27

**Full Name:** Henry Emmett Manush **Elected to Hall of Fame:** 1964  
**Died:** 5/12/1971 in Sarasota, FL

A lifetime .330 hitter, outfielder Heinie Manush played for six teams over 17 seasons, but entered the Hall of Fame as a Detroit Tiger after playing his first five years with the club.

- Played his first three seasons in the big leagues for manager Ty Cobb and won his lone batting title in 1926 under Cobb's tutelage, batting .378...overtook Babe Ruth by going six-for-nine in a doubleheader on the last day of the season.
- In 1928, his first season with the St. Louis Browns, collected 241 hits, just 16 short of George Sisler's 1920 Major League record...again batted .378 but lost the batting title by a single point to Washington's Goose Goslin.
- Topped the 200-hit mark four times in his career...also posted 40-or-more doubles six times, leading the league in 1928 and 1929, and topped the American League with 17 triples in 1933.
- Finished as runner-up to Jimmie Foxx for the batting title in 1933 after hitting .336...was selected to his only All-Star game in 1934.
- In 7,654 career at-bats, fanned just 345 times (never more than 30 times in a season).
- Was traded from Detroit to the St. Louis Browns on Dec. 2, 1927, along with Lu Blue in exchange for Chick Galloway, Elam Vangilder and Harry Rice.
- Elected to the Hall of Fame by the Veterans Committee in 1964.



## JACK MORRIS

HT: 6-3
WT: 195
BT: R
TH: R
BORN: 5/16/1955 IN ST. PAUL, MN

RIGHTHANDED PITCHER, 1977-90

Full Name: John Scott Morris
Elected to Hall of Fame: 2017

One of seven players in Major League history to win a World Series with three different teams, Jack Morris was among the top pitchers in the Majors in the 1980s and into the early 1990s.

- Earned five All-Star selections during his career, was named the American League Babe Ruth Award winner in 1984 and 1991 and was selected the AL Pitcher of the Year by *The Sporting News* in 1981...finished in the top five in AL Cy Young Award voting four times.
- Spent 14 of his 18 Major League seasons in a Tigers uniform, pitching in 430 games, including 408 starts, and compiling a 198-150 record with a 3.73 ERA (3042.2IP/1262ER) and 1980 strikeouts...he ranks second in franchise history in games started, third in strikeouts, fourth in innings pitched, fifth in wins, eighth in complete games (154) and shutouts (24) and ninth in appearances.
- Helped the Tigers to the 1984 World Series championship, making three starts in the postseason and going 3-0, including two complete game victories in the Fall Classic.
- Following his 14 years in Detroit, he went to Minnesota, where he led the Twins to the 1991 World Series title...won MVP honors after tossing 10.0 shutout innings in Game 7 vs. Atlanta.
- Pitched for Toronto in 1992-93, winning World Series championships in both seasons.
- Elected to the Hall of Fame by the Modern Baseball Era Committee in December, 2017.
- On August 12, 2018, he became the seventh Tigers player to have his uniform number retired by the club (No. 47).

### TIGERS IN THE HALL OF FAME GAME

<p><b>July 10, 1944</b> New York Giants TIGERS</p> <p style="text-align: center;">Postponed Rain</p> <p><b>June 13, 1946</b> New York Giants TIGERS (Attendance: 9,681)</p> <p><b>July 23, 1956</b> TIGERS New York Giants (Attendance: 8,500)</p> <p><b>July 22, 1968</b> Pittsburgh Pirates TIGERS (Attendance: 9,866)</p>	<p><b>August 7, 1978</b> New York Mets TIGERS (Attendance: 9,980)</p> <p style="text-align: right;">4    7    0 4    5    2 (6 inn.)</p> <p><b>August 13, 1984</b> TIGERS Atlanta Braves (Attendance: 9,791)</p> <p style="text-align: right;">7    10    3 5    9    0</p> <p><b>July 31, 1995</b> TIGERS Chicago Cubs (Attendance: 9,791)</p> <p style="text-align: right;">6    8    0 8    15    2</p> <p><b>May 23, 2005</b> Boston Red Sox TIGERS (Attendance: 9,773)</p> <p style="text-align: right;">4    9    1 6    11    0</p>
--	--

### SPARKY'S LEGACY HONORED AT COOPERSTOWN


On July 23, 2000, former Tigers manager Sparky Anderson took his place amongst baseball's best as he was inducted into the National Baseball Hall of Fame in Cooperstown, NY. Anderson was voted in during his first year of eligibility for the honor.

Anderson completed his managerial career after the 1995 season with a Tigers-record 1,331 victories. His total record of 2,194-1,834, including nine seasons and two World Championships as manager of the Cincinnati Reds, was good enough for a .545 career winning percentage.

Only the fourth manager in baseball history to manage 4,000 games, Anderson is the only manager to hold the career victory record for two different franchises. Additionally, he was the first manager to lead teams from both leagues to a World Series title and to record 100 victories in one season in both leagues.

The Tigers retired Anderson's number 11 as part of a ceremony on June 26, 2011.





# HAL NEWHOUSER

HT: 6-2 WT: 192 BT: L TH: L BORN: 5/20/1921 IN DETROIT, MI

## LEFTHANDED PITCHER, 1939-53

Full Name: Harold Newhouser

Elected to Hall of Fame: 1992

Nickname: "Prince Hal"

Died: 11/10/1998 in Bloomfield Hills, MI

The only pitcher in Major League history to win back-to-back league Most Valuable Player awards, Hal Newhouser, Detroit born-and-raised, was one of the most dominant pitchers of the 1940s.

- Captured his first Most Valuable Player award in 1944 after leading the Majors with a 29-9 record and 187 strikeouts... his 29 victories tied George Mullin's 1909 club record.
- Named Most Valuable Player again the following season, becoming just the third American League pitcher to lead baseball in wins (25), ERA (1.81) and strikeouts (212) all in the same season...his 29 complete games, eight shutouts and 313.1 innings pitched also led the Majors.
- Spent 15 of his 17 big league seasons in a Tigers uniform and during that span was a seven-time All-Star... led the American League in victories four times, led the league in strikeouts and ERA twice each and hurled back-to-back 300-plus inning seasons in 1944 and 1945.
- From 1944-48, won 20-or-more games in four of the five years and rode his explosive fastball to a total of 118 wins, 107 complete games and 993 strikeouts...also allowed just 40 home runs and twice posted an ERA under 2.00 during that span.
- Retired in 1955 after two seasons as a reliever with Cleveland.
- On July 27, 1997, he became the fourth Tigers player to have his uniform number retired by the club (No. 16).
- Elected to the Hall of Fame by the Veterans Committee in 1992.



# ALAN TRAMMELL

HT: 6-0 WT: 165 BT: R TH: R BORN: 2/21/1958 IN GARDEN GROVE, CA

## SHORTSTOP, 1977-96

Full Name: Alan Stuart Trammell

Elected to Hall of Fame: 2017

Nickname: "Tram"

One of the best shortstops of his generation, Alan Trammell spent all 20 seasons of his Major League career in a Tigers uniform, joining Ty Cobb and Al Kaline as the only players in franchise history to spend the entirety of their 20-plus year career in the Olde English 'D'.

- Hit .300-or-better in seven seasons and finished his career with 2,365 hits, 412 doubles and a .285 career batting average.
- Earned six All-Star Game selections, four Gold Glove Awards at shortstop and three Silver Slugger Awards.
- Led the Tigers to the 1984 World Series Championship, earning Most Valuable Player honors after hitting .450 with two home runs and six RBI over the five-game series.
- Enjoyed the best season of his professional career in 1987, when he finished second in the voting for American League Most Valuable Player after posting career bests with a .343 batting average, 205 hits, 28 home runs and 105 RBI, while leading the Tigers to the AL East Division title.
- Became the 35th manager in Tigers history in October, 2002 and was the team's manager from 2003-05.
- Elected to the Hall of Fame by the Modern Baseball Era Committee in December 2017.
- On August 26, 2018, he became the eighth Tigers player to have his uniform number retired by the club (No. 3).

## STEARNES' STAR SHINES AT HALL OF FAME

Norman "Turkey" Stearnes, a standout slugger for the Detroit Stars of the Negro League, earned his spot in baseball history as he was inducted into the National Baseball Hall of Fame in 2000. Stearnes, a gifted outfielder and powerful hitter, played for the Stars from 1923-30 and in 1937, and he also played with several other Negro League teams. Legendary Negro League player Satchel Paige was quoted as saying that "Turkey Stearnes was one of the greatest hitters we ever had...he was as good as anybody who ever played baseball."

Following his successful career in baseball, Stearnes and his wife, Nettie, stayed in Detroit. Stearnes could almost always be found at Tigers home games before he passed away on September 7, 1979 at the age of 78. Nettie Stearnes and the Stearnes' family, friends and former teammates were tireless in their efforts to have Turkey's accomplishments rightfully recognized with the sport's highest honor. In 2000, Turkey Stearnes' legacy was finally given its due recognition with his induction into the Baseball Hall of Fame.



**OTHER EX-TIGERS IN THE NATIONAL BASEBALL HALL OF FAME**

Player	Pos.	Year Elected	Years at Detroit	Playing Career
Sparky Anderson	Manager	2000	1979-95 (Mgr.)	1953-63
Earl Averill	CF	1975	1939-40	1929-41
Ed Barrow	Executive	1953	1903-04 (Mgr.)	—
Dan Brouthers	1B	1945	1886-88*	1879-04
Jim Bunning	RHP	1996	1955-63	1955-71
Larry Doby	OF	1998	1959	1947-59
Billy Evans	Umpire	1973	1947-51 (GM)	—
Rick Ferrell	C	1984	1950-92 (GM/Scout)	1929-47
Joe Gordon	2B	2009	1956 (Coach), 1960 (Mgr.)	1938-50
Goose Goslin	LF	1968	1934-37	1921-38
Ned Hanlon	Manager	1996	1881-88*	1880-92
Bucky Harris	Manager	1975	1929-33, 1955-56	1919-31
Whitey Herzog	Manager	2010	1963	1956-63
Waite Hoyt	RHP	1969	1930-31	1918-38
Eddie Mathews	3B	1978	1967-68	1952-68
Ivan "Pudge" Rodriguez	C	2017	2004-08	1991-2011
Al Simmons	LF	1953	1936	1924-44
Sam Thompson	RF	1974	1885-88*, 1906	1885-06

\*Detroit in National League

**TIGERS RETIRED NUMBERS**

6

COBB

5

KALINE

GREENBERG

2

GEHRINGER

16

NEWHOUSER

23

HORTON

11

ANDERSON

3

TRAMMELL

47

MORRIS

42

**HARWELL ENSHRINED IN COOPERSTOWN**

Ernie Harwell retired as the Tigers play-by-play radio announcer following the 2002 season, his 55th season in Major League Baseball and his 42nd calling Tigers baseball.

He received the Ford C. Frick Award in 1981, presented by the Baseball Hall of Fame for broadcasting excellence. Harwell was the fifth recipient of the honor, becoming the first active broadcaster to be inducted into the Baseball Hall of Fame in Cooperstown.

Harwell was named the play-by-play broadcaster for the Brooklyn Dodgers in 1948, his first Major League appointment. After two seasons with the Dodgers, he moved on to play-by-play work for the Giants and Orioles before coming to Detroit in 1960. He was at the microphone for Bobby Thompson's historic playoff home run in 1951, marking the first coast-to-coast telecast of a major sporting event.

He served as the Tigers radio play-by-play voice from 1960-91, before broadcasting games for Tigers television from 1993-98. Harwell returned to the radio booth for the final season at Tiger Stadium in 1999.

---

# ***AWARD WINNERS***

---





# TIGERS AWARD WINNERS

## BASEBALL WRITERS ASSOCIATION OF AMERICA AWARDS

<b>Chalmers Award</b> <i>(AL MVP from 1911-14)</i> 1911 Ty Cobb OF <b>AL Most Valuable Player</b> 1934 Mickey Cochrane C 1935 Hank Greenberg 1B 1937 Charlie Gehringer 2B 1940 Hank Greenberg OF 1944 Hal Newhouser LHP	1945 Hal Newhouser LHP 1968 Denny McLain RHP 1984 Willie Hernandez LHP 2011 Justin Verlander RHP 2012 Miguel Cabrera 3B 2013 Miguel Cabrera 3B	<b>AL Cy Young Award</b> 1968 Denny McLain* RHP 1969 Denny McLain# RHP 1984 Willie Hernandez LHP 2011 Justin Verlander* RHP 2013 Max Scherzer RHP <b>AL Rookie of the Year</b> 1953 Harvey Kuenn SS 1976 Mark Fidrych RHP	1978 Lou Whitaker 2B 2006 Justin Verlander RHP 2016 Michael Fulmer RHP <b>AL Manager of the Year</b> 1984 Sparky Anderson 1987 Sparky Anderson 2006 Jim Leyland <i>*Unanimous Selection; #Tied</i>
---	---	---	---

## THE SPORTING NEWS AWARDS

<b>ML Player of the Year</b> 1945 Hal Newhouser LHP 1968 Denny McLain RHP 2011 Justin Verlander RHP 2012 Miguel Cabrera 3B 2013 Miguel Cabrera 3B <b>AL Most Valuable Player</b> 1935 Hank Greenberg 1B 1937 Charlie Gehringer 2B 1940 Hank Greenberg OF 1945 Eddie Mayo 2B <b>AL Player of the Year</b> 1955 Al Kaline OF 1963 Al Kaline OF 1990 Cecil Fielder 1B <b>AL Pitcher of the Year</b> 1968 Denny McLain RHP 1969 Denny McLain RHP 1981 Jack Morris RHP 1984 Willie Hernandez LHP	2011 Justin Verlander RHP 2012 Justin Verlander RHP 2013 Max Scherzer RHP <b>AL Fireman of the Year</b> 1973 John Hiller LHP <b>AL Rookie of the Year</b> 2006 Justin Verlander RHP 2010 Austin Jackson OF 2016 Michael Fulmer RHP <b>Rookie Pitcher of the Year</b> 1976 Mark Fidrych RHP 1977 Dave Rozema RHP 1987 Mike Henneman RHP <b>AL Manager of the Year</b> 2006 Jim Leyland <b>ML Manager of the Year</b> 1950 Red Rolfe 1968 Mayo Smith	<b>Executive of the Year</b> 1940 Walter O. Briggs, Sr. 1968 James A. Campbell 2011 David Dombrowski <b>Silver Slugger Award</b> 1980 Lance Parrish C 1982 Lance Parrish C Lou Whitaker 2B 1983 Lance Parrish C Lou Whitaker 2B 1984 Lance Parrish C Lou Whitaker 2B 1985 Lou Whitaker 2B 1986 Lance Parrish C 1987 Matt Nokes C Lou Whitaker 2B Alan Trammell SS 1988 Alan Trammell SS 1990 Cecil Fielder 1B Alan Trammell SS	1991 Mickey Tettleton C Cecil Fielder 1B 1992 Mickey Tettleton C Travis Fryman SS 1998 Damon Easley 2B 1999 Dean Palmer 3B 2004 Ivan Rodriguez C 2007 Magglio Ordoñez OF Placido Polanco 2B 2010 Miguel Cabrera 1B 2011 Alex Avila C 2012 Miguel Cabrera 3B Prince Fielder 1B 2013 Miguel Cabrera 3B Torii Hunter OF 2014 Victor Martinez DH 2015 Miguel Cabrera 1B J.D. Martinez OF 2016 Miguel Cabrera 1B
--	---	---	---

## RELIEF MAN AWARDS

<b>Rolaids AL Relief Man</b> 2000 Todd Jones RHP	<b>MLB Delivery Man</b> 2011 Jose Valverde RHP
---	---

## AMERICAN LEAGUE AWARDS

<b>Outstanding Designated Hitter</b> 1975 Willie Horton 1978 Rusty Staub 2014 Victor Martinez <b>Player/Pitcher of the Month</b> 1974 Al Kaline September 1976 Willie Horton April Ron LeFlore May Mark Fidrych June 1983 Lou Whitaker June Jack Morris August 1984 Jack Morris April Alan Trammell April Willie Hernandez June 1987 Doyle Alexander September Alan Trammell September 1990 Cecil Fielder August 1993 Bill Gullickson August 2000 Steve Sparks August 2004 Ivan Rodriguez June 2007 Magglio Ordoñez August 2008 Miguel Cabrera July 2009 Justin Verlander June 2011 Justin Verlander May Doug Fister September 2012 Miguel Cabrera August Justin Verlander September 2013 Miguel Cabrera May Miguel Cabrera August 2014 Victor Martinez August Miguel Cabrera September 2016 Jordan Zimmermann April Justin Verlander July Miguel Cabrera September	<b>Reliever of the Month</b> 2019 Shane Greene March/April <b>Rookie of the Month</b> 2006 Justin Verlander May 2009 Rick Porcello May 2010 Austin Jackson April Brennan Boesch May Brennan Boesch June 2021 Eric Haase July <b>Player of the Week</b> 1975 Willie Horton 8/3 1976 Willie Horton 4/25 Ron LeFlore 5/9 Ben Oglivie 6/6 1978 Jason Thompson 6/25 1979 Lance Parrish 5/29 1980 Alan Trammell 5/12 Tom Brookens 8/18 Steve Kemp 9/14 1981 Kirk Gibson 8/24 Kirk Gibson 9/28 1982 Larry Herndon 5/17 1983 Milt Wilcox 4/11 Lou Whitaker 6/6 1984 Jack Morris 4/2 Lance Parrish 6/18 1985 Darrell Evans 5/13 Kirk Gibson 6/3 Darrell Evans 9/16 1986 Kirk Gibson 4/7 Kirk Gibson 6/23 Jack Morris 7/7 Kirk Gibson 7/14 John Grubb 7/21 Jack Morris 9/22	1988 Pat Sheridan 6/27 Chet Lemon 9/26 1990 Cecil Fielder 5/7 Cecil Fielder 8/13 1991 Tony Phillips 5/26 Walt Terrell 8/25 1992 Rob Deer 9/21 1993 Travis Fryman 4/18 Cecil Fielder 6/20 Dan Gladden 8/15 1995 Kirk Gibson 5/28 1996 Tony Clark 9/29 1997 Tony Clark 4/20 Brian Hunter 7/6 1998 Damon Easley 5/24 Joe Randa 9/13 2000 Bobby Higginson 6/12 Tony Clark 6/19 Bobby Higginson 9/25 2001 Bobby Higginson 7/12 2002 Robert Fick 6/10 Randall Simon 7/22 2003 Dmitri Young 5/26 2004 Jason Johnson 7/5 Bobby Higginson 8/16 2005 Dmitri Young 4/4 2006 Chris Shelton 4/2 Justin Verlander 5/22 2007 Magglio Ordoñez 4/23 Gary Sheffield 6/4 Justin Verlander 6/11 Carlos Guillen 6/18 Curtis Granderson 7/9 2008 Miguel Cabrera 4/14 Magglio Ordoñez 5/19 Matt Joyce 7/7	Miguel Cabrera 7/21 Miguel Cabrera 4/4 Armando Galarraga 5/31 Miguel Cabrera 7/5 2011 Justin Verlander 5/2 Victor Martinez 5/9 Justin Verlander 6/13 Austin Jackson 8/29 Justin Verlander 9/12 2012 Miguel Cabrera 4/4 Miguel Cabrera 9/10 Justin Verlander 9/24 Prince Fielder 4/8 Max Scherzer 6/17 Miguel Cabrera 8/5 Austin Jackson 8/5 2014 J.D. Martinez 6/22 Miguel Cabrera 9/7 2015 Miguel Cabrera 4/13 J.D. Martinez 7/6 2016 Victor Martinez 5/1 Miguel Cabrera 5/22 Cameron Maybin 5/22 Justin Upton 9/25 Miguel Cabrera 10/2 2017 J.D. Martinez 5/21 J.D. Martinez 7/16 2018 Nicholas Castellanos 8/19 2020 Jeimer Candelario 9/13 2021 Spencer Turnbull 5/23
--	---	---	--

# TIGERS AWARD WINNERS



## DETROIT TIGERS AWARDS

### TIGER OF THE YEAR

(Selected by the Detroit chapter of the BBWAA)

1965	Don Wert	3B	1980	Alan Trammell	SS	1995	Travis Fryman	3B	2009	Justin Verlander	RHP
1966	Denny McLain	RHP	1981	Kirk Gibson	OF	1996	Travis Fryman	3B/SS	2010	Miguel Cabrera	1B
1967	Bill Freehan	C	1982	Lance Parrish	C	1997	Tony Clark	1B	2011	Justin Verlander	RHP
1968	Denny McLain	RHP	1983	Lou Whitaker	2B		Bobby Higginson	OF	2012	Miguel Cabrera	3B
1969	Denny McLain	RHP	1984	Willie Hernandez	RHP	1998	Damon Easley	2B	2013	Miguel Cabrera	3B
1970	Tom Timmerman	RHP	1985	Darrell Evans	1B	1999	Dean Palmer	3B	2014	Victor Martinez	DH
1971	Mickey Lolich	LHP	1986	Jack Morris	RHP	2000	Bobby Higginson	OF	2015	J.D. Martinez	OF
1972	Ed Brinkman	SS	1987	Alan Trammell	SS	2001	Steve Sparks	RHP	2016	Justin Verlander	RHP
1973	John Hiller	LHP	1988	Alan Trammell	SS	2002	Randall Simon	1B/DH	2017	Justin Upton	OF
1974	Al Kaline	DH	1989	Lou Whitaker	2B	2003	Dmitri Young	OF/DH	2018	Nicholas Castellanos	OF
1975	Willie Horton	DH	1990	Cecil Fielder	1B	2004	Ivan Rodriguez	C	2019	Matthew Boyd	LHP
1976	Mark Fidrych	RHP	1991	Cecil Fielder	1B	2005	Placido Polanco	2B	2020	Jeimer Candelario	INF
1977	Ron LeFlore	OF	1992	Cecil Fielder	1B	2006	Carlos Guillen	SS	2021	Jeimer Candelario	INF
1978	Ron LeFlore	OF	1993	Tony Phillips	OF	2007	Magglio Ordoñez	OF			
1979	Steve Kemp	OF	1994	Kirk Gibson	DH/OF	2008	Miguel Cabrera	1B			

### TIGER ROOKIE OF THE YEAR

(Selected by the Detroit Sports Media Association)

1969	Mike Kilkenny	LHP	1983	Dave Gumpert	RHP	1997	Deivi Cruz	SS	2011	Albuquerque RHP	
1970	Elliott Maddox	3B/OF	1984	Barbaro Garbey	1B	1998	Matt Anderson	RHP	2012	Quintin Berry	OF
1971	(No Award)		1985	Nelson Simmons	OF	1999	Gabe Kapler	OF	2013	José Iglesias	SS
1972	Chuck Seelbach	RHP	1986	Eric King	RHP	2000	Jose Macias	2B/3B	2014	Nicholas Castellanos	3B
1973	Dick Sharon	OF	1987	Matt Nokes	C	2001	Victor Santos	RHP	2015	James McCann	C
1974	Ron LeFlore	OF	1988	Paul Gibson	LHP	2002	Carlos Peña	1B	2016	Michael Fulmer	RHP
1975	Vern Ruhle	RHP	1989	Kevin Ritz	RHP	2003	Craig Monroe	OF	2017	Dixon Machado	INF
1976	Mark Fidrych	RHP	1990	Travis Fryman	SS	2004	Nook Logan	OF	2018	Niko Goodrum	INF
1977	Dave Rozema	RHP	1991	Milt Cuyler	OF	2005	Curtis Granderson	OF	2019	Harold Castro	INF/OF
1978	Lou Whitaker	2B	1992	Scott Livingstone	3B	2006	Justin Verlander	RHP	2020	Willi Castro	INF
1979	Lynn Jones	OF	1993	Chris Gomez	SS	2007	Ryan Raburn	OF	2021	Akil Baddoo	OF
1980	Rick Peters	OF	1994	Chris Gomez	SS	2008	Armando Galarraga	RHP			
1981	(No Award)		1995	Bobby Higginson	OF	2009	Rick Porcello	RHP			
1982	Glenn Wilson	OF	1996	Tony Clark	1B	2010	Austin Jackson	OF			

### KING TIGER

(Congeniality Award by Tigers Fan Clubs 1961-80, Currently selected by the Mayo Smith Society)

1961	Steve Boros	3B	1972	Fred Scherman	LHP		Ivan Rodriguez	C	2015	J.D. Martinez	OF
1962	Mike Roarke	C	1973	John Hiller	RHP	2005	Placido Polanco	2B	2016	Ian Kinsler	2B
1963	Bill Freehan	C	1974	Mickey Lolich	LHP	2006	Kenny Rogers	LHP	2017	Justin Verlander	RHP
1964	Hank Aguirre	LHP	1975	Bill Freehan	C	2007	Magglio Ordoñez	OF	2018	Nicholas Castellanos	OF
1965	Don Wert	3B	1976	Mickey Stanley	OF	2008	Miguel Cabrera	1B	2018	Nicholas Castellanos	OF
1966	Dick McAuliffe	2B	1977	Mickey Stanley	OF	2009	Justin Verlander	RHP	2019	Niko Goodrum	INF
1967	Bill Freehan	C	1978	Lance Parrish	C	2010	Miguel Cabrera	1B	2019	Matthew Boyd	LHP
1968	Bill Freehan	C	1979	Steve Kemp	OF	2011	Justin Verlander	RHP	2020	Jeimer Candelario	INF
1969	Norm Cash	1B	1980	Alan Trammell	SS	2012	Miguel Cabrera	3B	2021	Jeimer Candelario	INF
1970	Al Kaline	OF	1981-2003	(No Award)		2013	Max Scherzer	RHP		Robbie Grossman	OF
1971	Fred Scherman	LHP	2004	Carlos Guillen	SS	2014	Victor Martinez	DH			

### 10TH MAN AWARD

(Selected by the Detroit Baseball Society)

2011	Don Kelly	INF/OF	2013	Don Kelly	INF/OF	2017	John Hicks	C/1B	2019	Brandon Dixon	INF
2012	Quintin Berry	OF	2016	Andrew Romine	INF/OF	2018	Niko Goodrum	INF			

## OTHER AWARDS

### RAWLINGS GOLD GLOVE AWARDS

1957	Al Kaline	OF	1966	Bill Freehan	C	1976	Aurelio Rodriguez	3B	1988	Gary Pettis	OF
1958	Frank Bolling	2B	Al Kaline	OF	1980	Alan Trammell	SS	1989	Gary Pettis	OF	
	Al Kaline	OF	1967	Bill Freehan	C	1981	Alan Trammell	SS	2004	Ivan Rodriguez	C
1959	Al Kaline	OF	Al Kaline	OF	1983	Lance Parrish	OF	2006	Ivan Rodriguez	C	
1961	Al Kaline	OF	1968	Bill Freehan	C		Alan Trammell	SS		Kenny Rogers	P
	Frank Lary	P		Mickey Stanley	OF		Lou Whitaker	2B	2007	Placido Polanco	2B
1962	Al Kaline	OF	1969	Bill Freehan	C	1984	Lance Parrish	C		Ivan Rodriguez	C
1963	Al Kaline	OF		Mickey Stanley	OF		Lou Whitaker	2B	2009	Placido Polanco	2B
1964	Al Kaline	OF	1970	Mickey Stanley	OF		Alan Trammell	SS	2015	Yoanis Céspedes	LF
1965	Bill Freehan	C	1972	Ed Brinkman	SS	1985	Lance Parrish	C	2016	Ian Kinsler	2B
	Al Kaline	OF	1973	Mickey Stanley	OF		Lou Whitaker	2B			

#### Sport Magazine World Series MVP

1968	Mickey Lolich	LHP
1984	Alan Trammell	SS

#### Babe Ruth Award (World Series MVP)

1968	Mickey Lolich	LHP
1984	Jack Morris	RHP

#### AL Championship Series MVP

1984	Kirk Gibson	OF
2006	Placido Polanco	2B
2012	Delmon Young	OF

#### AL Comeback Player of the Year

1965	Norm Cash	1B
1971	Norm Cash	1B
1973	John Hiller	LHP
1983	Alan Trammell	SS

#### Hank Aaron Award

2012	Miguel Cabrera	3B
2013	Miguel Cabrera	3B

#### Roberto Clemente Award

1973	Al Kaline	OF
------	-----------	----

#### Cronin Trophy

1974	Al Kaline	DH
------	-----------	----

#### Gehrig Trophy

1970	Al Kaline	OF
------	-----------	----

#### Hutch Award

1970	Al Kaline	OF
1973	John Hiller	LHP

## BASEBALL AMERICA AWARDS

ML Rookie of the Year	2006	Justin Verlander	RHP
-----------------------	------	------------------	-----

ML Manager of the Year	2006	Jim Leyland	
------------------------	------	-------------	--

ML Executive of the Year	2006	David Dombrowski	
--------------------------	------	------------------	--



# TIGERS AWARD WINNERS

## PLAYERS CHOICE AWARDS

AL Outstanding Pitcher	Player of the Year	AL Outstanding Rookie	Marvin Miller Man of Year
2011 Justin Verlander RHP	2011 Justin Verlander RHP	2006 Justin Verlander RHP	2009 Curtis Granderson OF
2013 Max Scherzer RHP	2012 Miguel Cabrera 3B	2010 Austin Jackson OF	2010 Brandon Inge 3B
AL Outstanding Player	2013 Miguel Cabrera 3B	2016 Michael Fulmer RHP	
2012 Miguel Cabrera 3B			
2013 Miguel Cabrera 3B			

## TIGERS TOP 10 FINISHERS IN THE MOST VALUABLE PLAYER VOTING

1932 Charlie Gehringer t-9th	1945 Hal Newhouser 1st	1964 Bill Freehan t-7th	1992 Cecil Fielder 9th
1933 Charlie Gehringer 6th	Eddie Mayo 2nd	1965 Willie Horton 8th	2004 Ivan Rodriguez 10th
1934 Mickey Cochrane 1st	Paul Richards 10th	Don Wert t-10th	2006 Carlos Guillen 10th
Charlie Gehringer 2nd	1946 Hal Newhouser 2nd	1966 Al Kaline 7th	2007 Magglio Ordoñez 2nd
Schoolboy Rowe 4th	Hank Greenberg 8th	1967 Bill Freehan 3rd	Curtis Granderson 10th
Hank Greenberg 6th	1947 George Kell 5th	Al Kaline 5th	2009 Miguel Cabrera 4th
Marv Owen 9th	1948 Hal Newhouser 9th	1968 Denny McLain 1st	2010 Miguel Cabrera 2nd
1935 Hank Greenberg 1st	1949 George Kell 8th	Bill Freehan 2nd	2011 Justin Verlander 1st
Charlie Gehringer 6th	Vic Wertz 10th	Willie Horton 4th	Miguel Cabrera 5th
Mickey Cochrane 7th	1950 George Kell 4th	Dick McAuliffe 7th	2012 Miguel Cabrera 1st
1936 Charlie Gehringer 4th	Vic Wertz 10th	1969 Denny McLain 6th	Justin Verlander 8th
Tommy Bridges 9th	1954 Harvey Kuenn 8th	1971 Mickey Lolich 5th	Prince Fielder 9th
1937 Charlie Gehringer 1st	1955 Al Kaline 2nd	1972 Ed Brinkman 9th	2013 Miguel Cabrera 1st
Hank Greenberg 3rd	1956 Al Kaline 3rd	Mickey Lolich 10th	2014 Victor Martinez 2nd
1938 Hank Greenberg 3rd	Harvey Kuenn 4th	1973 John Hiller t-4th	Miguel Cabrera 9th
Charlie Gehringer 10th	1957 Jim Bunning 9th	1978 Rusty Staub 5th	2016 Miguel Cabrera t-9th
1940 Hank Greenberg 1st	Al Kaline 10th	1983 Lou Whitaker 8th	
Bobo Newsom 4th	1959 Al Kaline 6th	Lance Parrish 9th	
Schoolboy Rowe 7th	Harvey Kuenn 8th	1984 Willie Hernandez 1st	
Rudy York 8th	1961 Norm Cash 4th	Kirk Gibson 6th	
1943 Rudy York 3rd	Frank Lary 7th	Alan Trammell 9th	
Dick Wakefield 6th	Rocky Colavito 8th	1987 Alan Trammell 2nd	
1944 Hal Newhouser 1st	Al Kaline 9th	1988 Alan Trammell 7th	
Dizzy Trout 2nd	1962 Al Kaline 6th	1990 Cecil Fielder 2nd	
Dick Wakefield 5th	1963 Al Kaline 2nd	1991 Cecil Fielder 2nd	

## TIGERS TOP 10 FINISHERS IN THE CY YOUNG AWARD VOTING

1961 Frank Lary 3rd	1979 Aurelio Lopez t-7th	1991 Bill Gullickson 8th	2013 Max Scherzer 1st
1968 Denny McLain 1st	1981 Jack Morris 3rd	2000 Todd Jones 5th	Anibal Sanchez 4th
1969 Denny McLain t-1st	1982 Dan Petry 9th	2006 Kenny Rogers t-5th	2014 Max Scherzer 5th
1971 Mickey Lolich 2nd	1983 Jack Morris 3rd	Justin Verlander 7th	David Price 6th
1972 Mickey Lolich 3rd	1984 Willie Hernandez 1st	2007 Justin Verlander t-5th	2016 Justin Verlander 2nd
1973 John Hiller 4th	Dan Petry 5th	2009 Justin Verlander 3rd	Michael Fulmer t-10th
1974 John Hiller 4th	1987 Jack Morris t-7th	2011 Justin Verlander 1st	
1976 Mark Fidrych 2nd	1986 Jack Morris 5th	Jose Valverde 5th	
1977 Dave Rozema 8th	1987 Jack Morris 9th	2012 Justin Verlander 2nd	

## TIGERS TOP 10 FINISHERS IN THE ROOKIE OF THE YEAR VOTING

1949 Johnny Groth t-4th	1978 Lou Whitaker 1st	1994 Chris Gomez t-4th	2010 Austin Jackson 2nd
1953 Harvey Kuenn 1st	Alan Trammell t-4th	1996 Tony Clark 3rd	Brennan Boesch t-5th
1954 Al Kaline 3rd	1980 Ricky Peters 6th	1997 Deivi Cruz 4th	2013 José Iglesias 2nd
1961 Jake Wood 6th	1987 Matt Nokes 3rd	2004 Nate Robertson t-8th	2014 Nicholas Castellanos t-8th
1976 Mark Fidrych 1st	Mike Henneman t-6th	2006 Justin Verlander 1st	2016 Michael Fulmer 1st
1977 Dave Rozema 4th	1990 Travis Fryman 6th	2008 Armando Galarraga 5th	2020 Willi Castro t-4th
	1991 Milt Cuyler 3rd	2009 Rick Porcello 3rd	

### ROBERTO CLEMENTE AWARD

Since 1971, Major League Baseball has annually presented an award that recognizes a player who best exemplifies the game of baseball through sportsmanship, community involvement and positive contributions to his team.

In 1973, following the tragic death of Roberto Clemente, the award was named to honor the man whose spirit and goodwill will always be remembered. The 12-time All-Star and Hall of Famer was killed in a plane crash in 1972 delivering food and medical supplies to earthquake victims of Nicaragua. The award recognizes those individuals who truly understand the value of helping others.

A panel of baseball dignitaries annually selects the winner from a list of 30 candidates, one from each Major League Baseball club. These local winners are announced in September during Roberto Clemente Day. The winner of the national Roberto Clemente Award is announced during a pre-game ceremony at the World Series. Detroit's Al Kaline won the award in 1973 and other past winners include Curtis Granderson, Tony Gwynn, Willie Mays, Freddie Freeman, Yadier Molina, Cal Ripken, Jr., and Ozzie Smith

---

# ***MEDIA INFORMATION***

---





# MEDIA INFORMATION AND GUIDELINES

## CREDENTIALS

- Credentials will be issued only to legitimate news-gathering agencies.
- Season credentials will be issued only to those agencies that cover the Tigers on a regular basis...these credentials will be laminated with photos and must be worn in a visible manner at all times at Comerica Park.
- Those not qualifying for season credentials can be considered for daily access.
- All requests for credentials must be made online at [credentials.mlb.com](https://www.mlb.com/credentials).
- Daily credentials must be requested at least 24 hours in advance of the game to be covered.
- Credentials will be issued to online services that meet all of the following criteria:
  - (1) Is part of a national news gathering agency.
  - (2) Reaches a broad audience.
  - (3) Produces original content.
  - (4) Has an established record of developing original content.
- The Ernie Harwell Media Center and parking provided by the club is for use by working media ONLY...credentials are not transferable.
- Credentialed media are prohibited from requesting autographs or photos with uniformed personnel on the field or in the clubhouse with any violation resulting in immediate revocation of the credential.
- Daily credentials will be available at the media entrance located on the corner of John R. and Montcalm street four hours before the scheduled first pitch.
- No credentials will be mailed.
- Failure to follow any of the guidelines listed and any unprofessional conduct will result in immediate revocation of the credential.

## MEDIA ENTRANCE

Media may enter Comerica Park through the media entrance, located at the corner of John R. and Montcalm street, across from the McLaren Garage.

## PARKING

- A limited number of digital parking codes for the McLaren Garage will be set aside for use by media on a daily basis. Please email the Tigers Communications office for more information.
- The McLaren Garage will close two hours after the Tigers clubhouse closes.

## ERNIE HARWELL MEDIA CENTER

The Ernie Harwell Media Center is located on the lower suite level behind home plate. Access to press areas is by ramp or stairs (to the third-base side of home plate) only.

- When appropriate, seating charts will be posted, and some seats will be permanently reserved for the regular season. Please contact a Tigers Communications representative for assistance with seating location.
- The media center includes a designated, partitioned area for broadcast media located on the first-base side of the media center.
- A limited quantity of printed game information will be available on the back counter of the media center approximately two hours before game time. However, all game-related documents can be accessed at [mlbpressbox.com](https://www.mlbpressbox.com). Box scores, play-by-play sheets and post-game notes will be available on pressbox and emailed to credentialed media following the game.

## CLUBHOUSES

Entrance to both clubhouses is on the Comerica Park service level, accessible by media elevator, ramp or stairs. The Tigers clubhouse is located behind third base, while the visitor's clubhouse is behind first base.

- Pre- and post-game access rules are those issued by Major League Baseball.
- In order to have access to the Tigers clubhouse, media must be "up to date" on their vaccines and have submitted proof of vaccination to the Tigers Communications Department.

- "Up to date" on vaccinations is defined as:

- Two weeks after the second Pfizer/Moderna vaccine shot or two weeks after the Johnson & Johnson shot.
- AND they have received a booster dose of either Pfizer or Moderna, if eligible.

- Per MLB media regulations, members of the media are required to wear masks while in the clubhouse. Masks are not required in outdoor spaces.
- All still photography is prohibited in the Tigers clubhouse without prior consent from the Tigers Communications Department.
- All video via mobile phone is prohibited in the Tigers clubhouse at all times. Please refer to Major League Baseball's regular season club/media regulations, section 14 for more information.
- Tweeting and texting are prohibited during the manager pre- and post-game media availabilities. The manager will speak to the media in the dugout prior to the game and in Interview Room 1 post-game.

## PRE-GAME FIELD ACCESS

Only media with credentials permitting field access will be allowed on the Comerica Park playing field. All media must clear the field 30 minutes prior to first pitch, unless given permission from the Tigers Communications Department to cover an on-field, pre-game ceremony. Media may only access the field through the home plate umpire tunnel.

## TELEVISION COVERAGE

All local television stations are prohibited from shooting and distributing footage inside Comerica Park beginning 60 minutes prior to each contest and continuing until 30 minutes after the game has ended.

- Footage from Comerica Park property and the concourse area are permitted as long as the playing field does not appear in any way in the shot.
- Television cameras on and around field level are limited to natural light whenever players are on the field.
- All local television stations desiring to shoot inside Comerica Park must request to do so in advance through the Tigers Communications Department.

## IN-GAME FIELD ACCESS/PHOTO WELLS

Only those with credentials expressly permitting in-game field access will be allowed in the photo wells. Two photo wells are located adjacent to each dugout, one on the infield side and one on the outfield side of each.

- In-game access is limited to still photographers and rightsholders broadcasting the game. Enter and exit the field via the home plate entrance only.
- All photographers must be inside the photo wells at all times.
- While the game is in progress, photographers on the field may only change location between innings. Those photographers on the field who change location at any other time without prior approval from the Tigers Communications Department are subject to immediate revocation of credentials.
- The installation and placement of parabolic microphones and remote equipment is limited to camera wells and must not interfere or block any club video operations. All equipment must remain in the wells and not extend out toward the playing field.
- No ball — in play or dead — should be handled by anyone other than a ballboy/ballgirl.

## MEDIA HOSPITALITY

Media hospitality is in the dining room, located in the back of the Ernie Harwell Media Center. There is a charge per meal.

- Open for meal service to accredited media members two hours before first pitch.

## MEDIA GUIDES

Tigers media guides, along with all Major League Baseball publications and media guides of the other 29 teams are available on [mlbpressbox.com](https://www.mlbpressbox.com) to accredited media.





## CREDENCIALES

- Las credenciales se emitirán únicamente a agencias legítimas de noticias.
- Las credenciales de temporada se emitirán sólo a aquellas agencias que cubren a los Tigres de manera regular. Estas credenciales serán laminadas y con foto y deberán usarse de manera visible en todo momento en Comerica Park.
- Aquellos que no cualifiquen para credenciales de temporada pueden ser considerados para credenciales de acceso diario.
- Todas las solicitudes de credenciales deben realizarse en línea en [credentials.mlb.com](http://credentials.mlb.com).
- Las credenciales diarias deben solicitarse al menos 24 horas antes del juego que se va a cubrir.
- Se emitirán credenciales para los servicios en línea que cumplan con todos los siguientes criterios:
  - (1) Es parte de una agencia de noticias nacional.
  - (2) Llega a una amplia audiencia.
  - (3) Produce contenido original.
  - (4) Tiene un historial establecido de producción de contenido original.

- El Ernie Harwell Media Center y el estacionamiento facilitado por el equipo son para uso de los representantes de los medios de comunicación ÚNICAMENTE. Las credenciales no son transferibles.
- Los representantes de los medios con credenciales tienen prohibido solicitar autógrafos o fotos con personal uniformado en el campo o en el clubhouse, siendo la violación de esta norma resultante en la revocación inmediata de la credencial.
- Las credenciales diarias estarán disponibles tres horas y media antes del primer lanzamiento en el vestíbulo de prensa designado, el cual está ubicado en la esquina de las calles John R. y Montcalm.
- No se enviarán credenciales por correo postal.
- El incumplimiento de cualquiera de estas normas y cualquier conducta no profesional puede resultar en la revocación inmediata de la credencial.

## ENTRADA DE PRENSA

Los representantes de los medios de comunicación pueden ingresar a Comerica Park a través de la entrada de prensa, ubicada en la esquina de John R. y Montcalm street, frente al Garage D.

## ESTACIONAMIENTO

Una cantidad limitada de códigos digitales de estacionamiento para el Garage D será reservada para uso diario de los medios de comunicación. Por favor, envíe un correo electrónico a la oficina de Comunicaciones de los Tigres para obtener más información.

- El Garage D cerrará dos horas después de que se cierre el clubhouse posterior al juego.

## ERNIE HARWELL MEDIA CENTER

El Ernie Harwell Media Center está ubicado en el nivel inferior de suites, detrás del home plate. El acceso a las áreas de prensa es por rampa o escaleras (al lado de la tercera base) únicamente.

- Se publicarán cartillas de asientos y algunos asientos se reservarán permanentemente para la temporada regular. Comuníquese con un representante de Comunicaciones de los Tigres para obtener ayuda con la ubicación de los asientos.
- No se permiten fotografías en el palco de prensa sin la aprobación previa del Departamento de Comunicaciones de los Tigres.
- El centro de medios incluye un área designada con particiones para medios audiovisuales ubicada en el lado de la primera base del centro de medios.

- Una cantidad limitada de información impresa estará disponible en la parte posterior del Media Center aproximadamente dos horas antes de que comience el juego. Sin embargo, todos los documentos relacionados con el juego pueden ser descargados en [mlbpressbox.com](http://mlbpressbox.com). Box scores, hojas de anotación y notas post juego estarán disponibles [pressbox.com](http://pressbox.com) y enviadas por correo electrónico a los miembros de la prensa luego de terminado el juego.

## CLUBHOUSES

La entrada a ambos clubhouses se encuentra en el nivel de servicio de Comerica Park, accesible mediante elevador de medios, rampa o escaleras. El clubhouse de los Tigres está ubicado detrás de la tercera base, mientras que el visitante está detrás de la primera base.

- Las reglas para el acceso de la prensa a los clubhouses son las emitidas por Major League Baseball
- Para tener acceso al clubhouse de los Tigres, los miembros de la prensa deben estar "al día" en sus vacunas y haber enviado prueba de vacunación al Departamento de Comunicaciones de los Tigres.

- Por "al día" se entiende:

- Que hayan pasado dos semanas después de la última vacuna de Pfizer-Moderna o dos semanas después de la vacuna de Johnson & Johnson.
- Y que hayan recibido el refuerzo de la vacuna de Pfizer o Moderna, en caso de que sea posible.

- Por normas de MLB, los miembros de la prensa deben usar tapabocas mientras estén en el clubhouse. Los tapabocas no son necesarios en espacios abiertos.
- Las fotografías están prohibidas en el clubhouse de los Tigres sin el consentimiento del Departamento de Comunicaciones del equipo.
- Está prohibido en todo momento hacer videos con el teléfono móvil. Para más información, por favor revise el reglamento de prensa y equipos de temporada regular de MLB, específicamente e la sección 14.
- Twitter y enviar mensajes de texto están prohibidos mientras el manager está atendiendo a los medios de comunicación. El manager va a atender a la prensa en el dugout antes de los juegos y en la Sala de Entrevistas 1 después de los juegos.

## ACCESO AL TERRENO ANTES DEL JUEGO

Sólo los miembros de la prensa con credenciales que les permitan estar en el terreno tendrán permitido estar en el terreno de juego en Comerica Park. Todos los miembros de la prensa deben abandonar el terreno 30 minutos antes del inicio del juego, a menos que el Departamento de Comunicaciones les autorice cubrir las ceremonias previas al juego en el terreno. La prensa sólo puede entrar al terreno a través del túnel de umpires ubicado detrás del home plate.

## COBERTURA DE TELEVISION

Todas las estaciones locales de televisión tienen prohibido grabar y distribuir imágenes dentro de Comerica Park a partir de 60 minutos antes de cada juego y a hasta 30 minutos después de culminado el juego.

- Se permiten imágenes de la propiedad de Comerica Park y el área del pasillo principal siempre que el campo de juego no aparezca de ninguna manera en la toma.
- Las cámaras de televisión en y alrededor del nivel del campo están limitadas a la luz natural si hay jugadores en el terreno.
- Todas las estaciones de televisión locales que deseen grabar dentro de Comerica Park deben solicitarlo con anticipación a través del Departamento de Comunicaciones de los Tigres.

## ACCESO AL TERRENO/CAJONES DE FOTÓGRAFOS

Sólo aquellos con credenciales que les permitan expresamente acceso al terreno de juego durante el partido tendrán permitido estar en los cajones de fotógrafos.

- Dos cajones de fotógrafos están ubicados adyacentes a cada dugout, uno del lado del infield y otro del lado del outfield.
- El acceso durante el juego está limitado a los fotógrafos y personal con derecho de transmisión del juego. La entrada y salida del terreno es a través de la puerta detrás del home plate solamente.
- Todos los fotógrafos deben estar en los cajones de fotógrafos en todo momento.
- Mientras se desarrolle el juego, los fotógrafos solo pueden cambiar de ubicación entre innings. Aquel fotógrafo que cambie de ubicación en cualquier otro momento sin la aprobación del Departamento de Comunicaciones de los Tigres están sujetos a la revocatoria de su credencial.
- La instalación de micrófonos parabólicos y equipos remotos está limitado a los cajones de fotógrafos y no debe interferir u obstaculizar ninguna operación de video del equipo. Todo el equipamiento debe permanecer en los cajones y no extenderse hacia el terreno de juego.

- Ninguna pelota, en juego o muerta, debe ser manejada por nadie que no sea un recogepelotas.

## COMEDOR DE PRENSA

El comedor de prensa está ubicado en la parte posterior del Ernie Harwell Media Center. Hay un costo por comida.

- El comedor estará abierto para atender a la prensa dos horas antes del juego.

## GUÍA DE MEDIOS

Las guías de medios de los Tigres, junto con todas las publicaciones de Major League Baseball y las guías de medios de los otros 29 equipos, están disponibles en [mlbpressbox.com](http://mlbpressbox.com) para los medios acreditados.



## COMMUNICATIONS & BROADCAST STAFF

**RON COLANGELO**  
VICE PRESIDENT, COMMUNICATIONS  
313-471-2024  
ron.colangelo@tigers.com

**CARLOS GUILLÉN ALTUVE**  
BILINGUAL COORDINATOR, MEDIA RELATIONS  
313-471-2142  
carlos.guillen@tigers.com

**CHAD CRUNK**  
DIRECTOR, COMMUNICATIONS  
313-471-2092  
chad.crunk@tigers.com

**STAN FRACKER**  
DIRECTOR, BROADCASTING &  
IN-GAME ENTERTAINMENT  
313-471-2442  
stan.fracker@tigers.com

**BEN FIDELMAN**  
MANAGER, COMMUNICATIONS  
313-471-2227  
ben.fidelman@tigers.com



@DetroitTigersPR

\*Media members are encouraged to follow the Detroit Tigers Communications staff on Twitter for statistical information and the latest team announcements.

### BASEBALL WRITERS ASSOCIATION (DETROIT CHAPTER)

**DETROIT FREE PRESS:** Mitch Albom `86, Shawn Windsor `12, Jeff Seidel `13, Evan Petzold `21, Kirkland Crawford `21

**DETROIT NEWS:** Lynn Henning `79, Bob Wojnowski `07, John Niyo `11, Chris McCosky `15

**ASSOCIATED PRESS:** Larry Lage `01

**BBWAA:** Tom Gage `77

**MLB.COM:** Jon Paul Morosi `06, Jason Beck `16

**THE ATHLETIC:** Cody Stavenhagen `20

**FOXSPORTS1:** Rob Parker `90

**KYODO NEWS:** Kiyoko Taniguchi `16

**MLIVE MEDIA GROUP:** Evan Woodbery `17


**SPORTS ILLUSTRATED:** Michael Rosenberg `05

**97.1 THE TICKET:** Pat Caputo `86, Will Burchfield `19

**AT-LARGE:** Tom Gage `77, Steve Kornacki `84

**HONORARY LIST:** Jerry Green `60, Richard Shook `68, Lawrence Paladino `69, Jim Hawkins `70, Chuck Klonke `76, Harry Atkins `77, Dean Howe `83, Gene Myers `93, Jeff Peek `94, George Pohly `94, Bob Duff `00, Jeff Kuehn `07

**OFFICERS:** Tom Gage, Chairman/Treasurer; Chuck Klonke, Secretary; Jason Beck, Director



## RON COLANGELO

Ron Colangelo enters his 31st year in professional sports and 14th season with the Tigers after joining the ballclub on June 16, 2008.

- Oversees strategic communications for the club's business and baseball operations departments.
- Works directly with ownership and corporate communications team, Group President of Sports and Entertainment, Executive Vice President of Baseball Operations and General Manager and management team on messaging and positioning for the organization.
- Responsible for day-to-day media and public relations and marketing communications driving business value for the club's marketing, digital, community and sales initiatives, and building brand

equity beyond traditional media outlets.

- Developed framework and executed plan to bring first-ever global soccer match to Comerica Park and The District Detroit, AS Roma vs. Paris Saint-Germain as part of International Champions Cup.
- Is primary spokesperson on business and public affairs and crisis communications issues.
- Identifies storylines and creates original content that drive the club's narrative across broadcast and social platforms.
- Served as the Vice President of Public Relations for the NFL's New York Jets from 2002-07 where he was the club's spokesperson and responsible for communicating the team's image in the marketplace, collaborating with social media, marketing partnerships, ticket operations, broadcasting, and community and alumni relations.
- Spent six seasons with the Florida Marlins, serving as Vice President of Communications after his promotion from Director of Baseball Information and Publicity...directed media operations for the 1997 World Series Champions.
- Worked three seasons with the NHL's Florida Panthers...joined the club prior to their inaugural 1993 season as a media relations associate and developed programs and initiatives to introduce hockey to Southeast Florida.
- Began his career in Minor League baseball with the West Palm Beach Expos where he served as radio play-by-play announcer, while also overseeing media relations and sales from 1990-93.
- Earned a bachelor's degree in communications from William Paterson University...also attended Arizona State University.
- Has run eight marathons, including Boston, Chicago, Los Angeles, Miami, New York City and San Diego.
- He and wife, Sandra, have a daughter, Catalina, a son, Nicolas, and he has a son, Ryan. They have two rescue dogs, Gigi and Pablo.




## CHAD CRUNK

Chad Crunk enters his ninth season in the Tigers organization and his fifth as the team's Director, Communications after being named to the position in October, 2017. He joined the club in January, 2014 and served four years as the team's Manager of Media Relations. In his role, he supervises all day-to-day efforts of baseball-related media relations, including the coordination of interviews with Tigers baseball executives, the manager, players and coaches, the production of game notes, all player-related announcements and the media guide and season review publications. Additionally, he assists with the Tigers Magazine and Yearbook and updates the department's official Twitter account (@DetroitTigersPR).

Chad joined the Tigers after spending three years as an assistant communications director at the University of Arkansas, where he served as the primary media contact for the Razorbacks' baseball team and was the No. 3 media contact for the Arkansas football program. He handled media publicity for the 2012 Razorback baseball team, which advanced to the College World Series and finished the season with a No. 3 national ranking. Additionally, he worked in the athletic department at Wake Forest University and Vanderbilt University. The University of Kentucky alum graduated summa cum laude in December, 2006 with a BS in journalism.

A native of Hopkinsville, KY, Chad currently resides in Detroit.




## BEN FIDELMAN

Ben Fidelman enters his sixth season with the Tigers, and third as the club's Manager of Communications. His responsibilities include both baseball and business communications, playing a significant role in the club's player relations, baseball information and brand/reputation management processes at both the day-to-day and advanced planning levels. Additionally, he travels with the team during spring training, the regular season and for post season games.

Ben serves as one of the Tigers lead researchers and authors for baseball information (game notes, media guide, and historic milestones and club records), with the goal of identifying storylines on the field, in the clubhouse and in the front office to earn impactful coverage of the club on owned and earned media channels. Fidelman also plays a key role in the club's player relations, engaging with the organization's players at all levels to help grow their brands through public and private communications platforms. Since joining the club in 2017, he has been the main point of contact for the club's player development system, which has ascended in organizational farm system rankings from near last in the league to No. 2 entering the 2021 season (per MLB Pipeline).

He's also an integral part of the club's strategic and business communications, working in tandem with the Vice President of Communications across all verticals of the front office to conceptualize and execute public relations campaigns to protect and grow the brand of the Detroit Tigers.

Prior to joining the Tigers, he was an intern with Major League Baseball at the Office of the Commissioner and Major League Baseball Advanced Media. Fidelman, 27, graduated from the University of Michigan in 2017 with a B.A. in Sport Management, and is a native of St. Joseph, MI.



## CARLOS GUILLÉN ALTUVE

Carlos Guillén Altuve enters his fourth season as the club's Bilingual Media Relations Coordinator, after being named to the position in February 2019. He assists with the day-to-day efforts of the department, including production of game notes, statistical research and player relations. He also serves as the team's Interpreter, helping Latin players to address local, national and international media. He also serves as the liaison between Spanish-speaking uniformed personnel and the front office.

Carlos joined the Tigers after spending one season as Assistant in the Media Relations Department with the New York Mets. Previously he worked as a host on ESPN Deportes Miami and as correspondent for international news outlets such as CNN, RCN, and NTN24. Carlos spent ten seasons as Media Relations Coordinator with Leones del Caracas. He graduated from University Santa María in the summer of 2004, with a B.S. in Journalism. Born and raised in Caracas, Venezuela, he currently resides in Detroit. He and his wife, María Carolina, have a daughter, Alejandra.



## STAN FRACKER

Stan Fracker will begin his ninth full season with the Tigers as Director, Broadcasting and In-Game Entertainment after joining the organization during the 2013 postseason. He serves as the direct contact and liaison for the Tigers broadcast partners and national rightsholders throughout the year, overseeing all aspects of Detroit Tigers radio and TV game broadcasts, including national and international broadcasts from Comerica Park. He is also responsible for in-game entertainment, including video production for Comerica Park's industry-leading scoreboard, as well as ancillary ribbon boards. Stan serves as the executive producer for team video content on YouTube and Tigers TV, a channel of programming available on tigers.com offering highlight videos, interviews and inside-access features, while also overseeing internal video production, including marketing and presentation videos.

In 2019, the Tigers video production team received the franchise's first ever Emmy Award for the production of "Call to the Hall", a documentary-style show profiling the Hall of Fame careers of Alan Trammell and Jack Morris. In recent years, Tigers in-game entertainment has received 5 IDEA Golden Matrix Award nominations, winning a GMA in 2018 for Best Open Video.

Prior to joining the Tigers, Stan was the Executive Producer for the Detroit Pistons, overseeing video production for broadcast, internet and advertising. In 16 seasons, he received 20 Emmy Awards for live sports producing, sports editing, commercial production and long-format show production. Additionally, he earned national recognition with two IDEA Golden Matrix Awards for video board production. He launched his professional career as the weekend news anchor at WBKB-TV in Alpena, MI. The Western Michigan University alum graduated in 1996 with a B.S. in broadcast/cable production. He and his wife, Julie, reside in Oxford, MI, with their two boys, Ben and Charlie.



## TIGERS RADIO

Years	Broadcasters	Local Station(s)
1927-1942*	Ty Tyson	WWJ-AM
1934-42*	Harry Heilmann	WXYZ-AM
1943-48	Harry Heilmann	WXYZ-AM
1949	Harry Heilmann and Van Patrick	WXYZ-AM
1950	Harry Heilmann	WXYZ-AM/WJBK-AM
1951	Ty Tyson and Paul Williams	WXYZ-AM/WJBK-AM
1952	Van Patrick	WKMH-AM/WJBK-AM
1953#	Van Patrick and Dizzy Trout	WKMH-AM/WJBK-AM
1954-55#	Van Patrick and Dizzy Trout	WKMH-AM
1956-58#	Van Patrick and Mel Ott	WKMH-AM
1959#	Van Patrick and George Kell	WKMH-AM
1960-63	George Kell and Ernie Harwell+	WKMH-AM/WJR-AM/WWJ-AM
1964	Ernie Harwell and Bob Scheffing+	WJR-AM
1965-66	Ernie Harwell and Gene Osborne	WJR-AM
1967-72	Ernie Harwell and Ray Lane	WJR-AM
1973-91	Ernie Harwell and Paul Carey	WJR-AM
1992	Rick Rizzos and Bob Rathbun	WJR-AM
1993	Ernie Harwell, Rick Rizzos and Bob Rathbun	WJR-AM
1994	Rick Rizzos and Bob Rathbun	WJR-AM
1995-98	Frank Beckmann and Lary Sorensen	WJR-AM
1998	Frank Beckmann and Jim Price	WJR-AM
1999	Ernie Harwell and Jim Price	WJR-AM
2000	Ernie Harwell, Jim Price and Dan Dickerson	WJR-AM
2001-02	Ernie Harwell, Jim Price and Dan Dickerson	WXYT-AM
2003-2006	Jim Price and Dan Dickerson	WXYT-AM
2007-	Jim Price and Dan Dickerson	WXYT-AM/FM^

## TIGERS OVER-THE-AIR TELEVISION

Years	Broadcasters	Local Station(s)
1947-52	Ty Tyson, Harry Heilmann and Paul Williams	WWDT-TV (renamed WWJ)
1953-55	Van Patrick and Dizzy Trout#	WJBK-TV
1956-58	Van Patrick and Mel Ott#	WJBK-TV
1959	Van Patrick and George Kell#	WJBK-TV
1960-63	George Kell and Ernie Harwell+	WJBK-TV
1964	Ernie Harwell and Bob Scheffing+	WJBK-TV
1965-66	George Kell and Ray Lane	WJBK-TV
1967-74	George Kell and Larry Osterman	WJBK-TV
1975	George Kell, Larry Osterman and Don Kremer	WWJ-TV
1976	George Kell, Larry Osterman, Don Kremer and Al Kaline	WWJ-TV
1977	George Kell, Larry Osterman, Al Kaline and Joe Pellegrino	WWJ-TV
1978	George Kell, Al Kaline, Joe Pellegrino and Mike Barry	WWJ-TV
1979	George Kell, Al Kaline and Mike Barry	WDIV-TV
1980-94	George Kell and Al Kaline	WDIV-TV
1995-96	George Kell, Al Kaline and Jim Price	WKBD-TV
1997	Ernie Harwell, Al Kaline and Jim Price	WKBD-TV
1998	Ernie Harwell and Al Kaline	WKBD-TV
1999-2001	Frank Beckmann and Al Kaline	WKBD-TV
2002	Frank Beckmann and Lance Parrish	WKBD-TV
2003	Frank Beckmann and Jack Morris	WKBD-TV
2004	Frank Beckmann and Dan Petry	WKBD-TV
2006	Mario Impemba and Rod Allen	WMYD-TV
2007	Mario Impemba and Rod Allen	WJBK-TV

## TIGERS CABLE TELEVISION

Years	Broadcasters	Cable Station
1981-83	Larry Adderly, Hank Aguirre and Norm Cash	ON-TV
1984	Larry Osterman and Bill Freehan	PASS
1985	Larry Osterman, Bill Freehan and Jim Northrup	PASS
1986-92	Larry Osterman and Jim Northrup	PASS
1993	Jim Northrup and Jim Price	PASS
1994	Ernie Harwell, Jim Northrup and Jim Price	PASS
1995-97	Ernie Harwell, Fred McLeod and Jim Price	PASS
1998-2001	Josh Lewin and Kirk Gibson	FOX Sports Detroit
2002	Mario Impemba and Kirk Gibson	FOX Sports Detroit
2003-14	Mario Impemba and Rod Allen	FOX Sports Detroit
2015	Mario Impemba, Rod Allen, Kirk Gibson and Jack Morris	FOX Sports Detroit
2016-2018	Mario Impemba, Rod Allen and Kirk Gibson	FOX Sports Detroit
2019-	Matt Shepard, Kirk Gibson and Jack Morris	FOX Sports Detroit

\*Home games only; no Sunday games (1930-32), no Saturday or Sunday games (1933)

#Simulcast on radio and television

+Split time between radio and television

%All games on WKMH; day games on WWJ, night games on WJR

^Simulcast on both WXYT-AM and WXYT-FM



## DAN DICKERSON

Veteran Michigan sports announcer Dan Dickerson returns for his 23rd season in the booth and his 20th season as the lead play-by-play voice of the Tigers. Dan made his Tigers debut in 2000, working alongside Hall of Fame broadcaster, Ernie Harwell.

- Dickerson does play-by-play for Bally Sports Detroit in the offseason, covering the MHSAA High School Football Championships and Big Ten Hockey.
- Dan also teaches a short course on play-by-play at Michigan State University each winter. Dan's wife, Lori Anne, is a Journalism Professor at MSU.
- Dan is co-host, along with Pat Caputo, of "Tiger Talk," a weekly offseason talk show on WXYT that focuses on Tigers news and baseball hot topics.
- Dickerson previously worked five years with former Tigers flagship radio station WJR, where he did a little bit of everything: play-by-play for University of Michigan football and basketball, sideline reporter for UM football, sports reporter, and co-host of "Sportswrap," with the talented Steve Courtney.

- Spent six-and-a-half years with Detroit's WWJ-AM from 1988-95, hosting a post-game call-in show following Detroit Lions broadcasts and serving as a sideline reporter for University of Michigan football...also anchored WWJ's news and sports on the weekends and served as a general assignment news reporter.
- Dan began his sports broadcasting career at WCUZ Radio in Grand Rapids, MI, working at the station from 1982-88 in both news and sports.
- Started in radio in 1980 with WMAX radio in Grand Rapids, covering general assignment news and anchoring afternoon newscasts.
- Named the 2016 Ernie Harwell Lifetime Achievement Award winner by Detroit Sports Media.
- Won the 2008 Ty Tyson Excellence in Sports Broadcasting Award, named after the Tigers pioneer broadcaster, Ty Tyson, and is awarded annually by Detroit Sports Media.
- Named Michigan Sportscaster of the Year in 2005, 2006 and 2014 by the National Sportscasters and Sportswriters Association.
- Earned his Bachelor of Arts degree from Ohio Wesleyan University in 1980.
- Resides in Clarkston, MI with wife, Lori Anne...the couple have two children, Rachel, 27, and Justin, 24.
- Dickerson is available on Twitter @Dan\_Dickerson.



## JIM PRICE

A member of the Tigers 1968 World Series Championship Team, Jim Price begins his 30th season overall on Tigers broadcasts and his 24th full season on the Tigers Radio Network.

- Originally joined Frank Beckmann on the Tigers radio broadcasts in June, 1998...had spent the first part of that season as a feature reporter on FOX Sports Net's pre-game and "Tigers Weekly" programs.
- Began his Tigers broadcasting career on PASS cable telecasts in 1993, serving as play-by-play announcer...broadcast Tigers games on cable for five seasons.
- Was also the third man in the booth during the Tigers over-the-air broadcasts on WKBD-TV from 1995-97...filled in for a handful of games as play-by-play announcer in 1997.
- Other broadcast credits include work as play-by-play man on Chicago White Sox cable telecasts, color commentary for ESPN college baseball and anchoring weekend sports on Detroit's WJBK-TV.
- Assisted in the Tigers front office efforts, focusing on baseball participation camps...joined the organization in 1992 as the Director of Community Relations.

- Played five Major League seasons, all with the Tigers...played 64 games, 42 of them at catcher, for the 1968 team that defeated St. Louis in the Fall Classic.
- Had his contract purchased by the Tigers in April of 1967 after seven Minor League seasons with the Pirates.
- Named Minor League Player of the Year in 1963 while with the Pittsburgh Pirates organization.
- A native of Harrisburg, PA, he was a three-sport star at Hershey (PA) High School...refused a number of college football scholarship offers to sign with the Pittsburgh Pirates in 1960.
- Inducted into the Kinston (NC) Baseball Hall of Fame in 1995, the Hershey High School Hall of Fame in 2006 and the Central Pennsylvania Hall of Fame in 2008.
- He and his wife, Lisa, founded a not-for-profit foundation called JACK'S PLACE For Autism in October of 2002 to benefit children with autism...the foundation, named after their son who was diagnosed with autism, works to provide services for individuals and families affected by the neurological disorder.
- Because of the tremendous community and corporate support, the foundation's five-year plan was reached in a little over a year...JACK'S PLACE For Autism partnered with Oakland University in Rochester, MI from 2004-08... JACK'S PLACE began to deliver programming and services to individuals and families living with Autism Spectrum Disorder, including soccer, basketball, swimming, baseball, arts and theater...programs also included family counseling, sibling groups, social skills groups, seminars and training sessions for parents, caregivers, physicians, teachers and counselors...To date over 11,000 children and adults throughout the State of Michigan have participated in JACK'S PLACE programs now delivered from Southfield, MI, and with many partners including The YMCA, Indian Trails Camp, Easter Seals and Center for Exceptional Families, ARC of Macomb to name just a few. JACK'S PLACE continues to develop a facility that will house "Quality of Life" programming and a long-term living environment, the first of its kind in the country...the Detroit Tigers in partnership with JACK'S PLACE host one of the longest running Autism Awareness Days in MLB. The Prices have also been honored to be the recipients of the Alvin Foon Humanitarian Award presented by the Michigan Jewish Sports Foundation and Spirit of St. Nicholas Award presented by the St. Nicholas Institute.



## MATT SHEPARD

A Michigan native who has served as a play-by-play announcer, host and reporter, covering professional and college teams for Bally Sports Detroit.

- Shepard is starting his fourth season as the Tigers play-by-play announcer. He served as the play-by-play announcer for 25 Tigers games in the 2018 season.
- He has called games for the Detroit Pistons, Detroit Red Wings, NFL Europe Arena Football League, CCHA Hockey, "Cold War" and "Big Chill" Outdoor games, MHSAA Football and Basketball Championships on Bally Sports Detroit.
- Hosted Detroit Lions Game Plan along with Detroit Tigers, Red Wings and Pistons pre and postgame shows on Bally Sports Detroit.
- Reporter during game coverage of the Detroit Tigers, Red Wings and Pistons on Bally Sports Detroit. Also provided reports for Wingspan, Tigers Weekly and Football Week in Michigan coverage.
- Shepard has called preseason play-by-play for Detroit Lions games on FOX, CBS TV and ABC since 2008.

- A multi-E Emmy nominee for various individual topics and programs.
- Called the action for Big Ten baseball, football and hockey across the Big Ten for the Big Ten Network (2007-2017) and CBS College Sports Network (2009-2011).
- Recognized as the play-by-play voice for the University of Michigan basketball from 2003 - 2019 and Eastern Michigan University football games since 2000.
- In 2017, he served as a Morning Drive radio show host on Michigan Media Network, reaching eight different markets and 17 cities.
- From 2001-2017, Shepard hosted a Morning Drive Show on WDFN Radio.
- Handled play-by-play duties for Palace Sports & Entertainment for the WNBA Detroit Shock and IHL Detroit Vipers (1999-2002).
- Play-by-Play announcer and reporter for WWJ Radio for Detroit Pistons and University of Michigan basketball
- Named NSBA Michigan Sportscaster of the Year in back-to-back years (2015, 2016).
- Honored with the prestigious Ty Tyson Award for Excellence in Sports Broadcasting presented by Detroit Sports Media in 2018.
- Earned a bachelor's degree in Broadcasting with a minor in Journalism from Central Michigan University.
- Born in Farmington Hills, he graduated from North Farmington High School in 1983 where he played football and baseball.
- Shepard and his wife, Lisa, have four children – Chad, Sean, Scott and Rachel.
- Shepard is available on Twitter @ShepMatt.



## KIRK GIBSON

Former Tigers right fielder Kirk Gibson returns to television for his 12th season to serve as an analyst for Bally Sports Detroit's coverage of the Tigers. Previously, he served as a color analyst on FSN Detroit from 1998-2002.

- Was originally drafted in the first round (12th overall) of the 1978 draft by the Tigers...also selected in the seventh round of the NFL draft by the St. Louis Cardinals.
- Played 17 seasons in the Major Leagues with the Tigers (1979-87, 1993-95), Los Angeles Dodgers (1988-90), Kansas City Royals (1991) and Pittsburgh Pirates (1992)...batted .268 (1553x5798) with 260 doubles, 255 home runs and 870 RBI in 1,635 games during his Major League career.
- Was a member of the Tigers 1984 World Championship team and was named the ALCS MVP, hitting .417 with one home run and two RBI...also was a member of the Los Angeles Dodgers 1988 World Championship Team.


- Began his coaching career as a bench coach for the Tigers from 2003-2005 under manager Alan Trammell.
- Served as the Diamondbacks bench coach from 2007 until assuming the interim manager title on July 1, 2010.
- Gibson managed the Arizona Diamondbacks for five seasons (2010-14)...he was named the BBWAA National League Manager of the Year in 2011 after leading Arizona to a National League Western Division title.
- Inducted into the College Football Hall of Fame on December 5, 2017.
- Kirk and his wife, JoAnn, have four children, Colleen, Kirk, Kevin, and Cameron ...Cameron was drafted by the Tigers in the fifth round of the 2015 MLB First-Year Player Draft and signed.
- Kirk started the Kirk Gibson Foundation in 1996 by awarding partial scholarships to men and women at Clarkston and Waterford Kettering High Schools in honor and memory of his parents. He has now repositioned the Kirk Gibson Foundation to promote cooperation, collaboration and teamwork in finding a cure for Parkinson's disease. More information can be found at [www.kirkgibsonfoundation.org](http://www.kirkgibsonfoundation.org) or on Twitter @23KGibby.



## JACK MORRIS

Former Tigers starting pitcher Jack Morris returns for his fifth year as an analyst for Bally Sports Detroit.

- Served as a broadcaster with the Minnesota Twins from 2014-20 and was the Twins radio analyst from 2005-11.
- Previously served as an analyst for MLB.com and MLB Network.
- Spent one year with the Toronto Blue Jays as a color analyst for their radio broadcasts in 2013.
- Played 18 seasons in the major leagues with four separate teams including the Tigers (1977-90), Minnesota Twins (1991), Toronto Blue Jays (1992-93) and the Cleveland Indians (1994).
- Was a member of the Tigers 1984 World Championship team and went on to win three more World Series Championships.
- Finished his career with a 254-186 record, 3.90 ERA with 1390 walks and 2478 strikeouts over 549 career games (527 starts).
- The five-time All Star (1981, 1984, 1985, 1987 and 1991) won 10-or-more games 14 times during his career and threw 10-or-more complete games in a season 11 times over his 18 years in the majors.
- Was named the MVP of the 1991 World Series after going 2-0 with a 1.17 ERA over three starts against the Atlanta Braves, including a 10-inning complete game victory to win Game Seven for the Twins.
- Originally drafted by the Tigers in the fifth round of the 1976 draft.
- Inducted into the Baseball Hall of Fame in 2018.
- Jack and his wife, Jennifer, have a son, Miles, and reside in Grant, MN. Morris also has two grown children, Austin and Erik.



## JOHN KEATING

Entering his 25th season as the entertaining and informative scene-setter for Bally Sports Detroit's coverage of Tigers baseball is the award-winning John Keating, host of the Tigers Live pre and postgame shows.

- Keating provided on-location reports and interviews throughout the network's post-game coverage during the Tigers playoff runs in 2006, 2011, 2012, 2013 and 2014, including being on the scene for the 2014 division-clinching game in Detroit.
- Also hosts Red Wings Live, as well as Red Wings and Tigers specials...an original member of the Bally Sports Detroit team, Keating was the first person to appear on the network when it launched on September 17, 1997 for a Red Wings broadcast.
- Has earned nine Michigan Emmy awards with Bally Sports Detroit, including five for work on Tigers programming – 2016 as Best Sports Anchor; 2011 as host of the Behind the Scenes telecast, 2003 as host/producer of Tigers Weekly, 2001 for his work on Tigers Weekly, 2000 for on-air host for Bally Sports Detroit's Tigers and Red Wings coverage.
- Has filled in on occasion as play-by-play announcer on Tigers telecasts...also has done play-by-play for coverage of MHSAA football and basketball championship games.
- Emerged on the Detroit television scene in 1996-97 as host of Game Night on PASS, the region's former all-sports network.
- Arrived in the Motor City from Denver, where he spent 11 years (1985-96), concluding as studio host of the Denver Nuggets and Colorado Avalanche radio networks.
- First employed in the Mile High City as a weekend sports anchor/reporter with KMGH-TV...ended his stint at KMGH as Sports Director from 1990-94.
- Honored with three local Emmy Awards for his work at KMGH -- twice as Host, Best Sports Special (1991 and 1992) and once for Best Sports Reporting (1988)...also received UPI's National Award for Best Sports Reporting (1988) and was voted "Best Sports Anchor" in Denver for 1993 by Westword Magazine.
- First full-time position in the industry was at WZZR-FM in Grand Rapids as news director...later worked at WZZM-TV as weekend anchor.
- Earned a bachelor's degree in Arts & Media from Grand Valley State University.
- A native of Madison Heights, Keating resides in Canton with wife, Linda...they have three children -- Patrick, Lauren and Katie.
- Keating is available on Twitter @JohnKeatingFSD.





## CRAIG MONROE


Former Tigers outfielder Craig Monroe returns for his 11th season as a studio analyst for the Detroit Tigers on Bally Sports Detroit. He also occasionally serves as an analyst on game broadcasts.

- Monroe played nine seasons in the majors with the Texas Rangers (2001), Detroit Tigers (2002-07), Chicago Cubs (2007), Minnesota Twins (2008) and Pittsburgh Pirates (2009). He was originally drafted in the eighth round of the 1995 MLB First-Year Player Draft by the Rangers.

- The Texarkana, TX, native joined the Detroit Tigers organization on February 1, 2002, when he was selected off waivers from the Rangers. He played his first full season in 2003, hitting 23 home runs.

- On July 19, 2006, Monroe hit a grand slam home run off Javier Vazquez of the Chicago White Sox that was decisive in the Tigers' 5-2 win. A career .252 hitter, he recorded career highs with 28 homers and 92 RBI with Detroit in 2006. He also hit five home runs in the 2006 postseason, which culminated in a World Series appearance. Monroe tied the Tigers' career postseason record of five set by Hall of Famer Hank Greenberg.

- Craig and his wife, Kasey, have three children, Morgan, Cannon and Collin.
- Monroe is available on Twitter @CMo\_27.



## DAN PETRY

Former Tigers pitcher Dan Petry returns for his fourth season as a studio analyst for Tigers coverage on Bally Sports Detroit.

- Petry helped the Tigers win the 1984 World Series, the 1987 American Eastern Division and the Braves win the 1991 National League Pennant.

- An American League All-Star in 1985, he played for the Detroit Tigers (1979-87 and 1990-91), California Angels (1988-89), Atlanta Braves (1991) and Boston Red Sox (1991).

- He was the last Tigers pitcher to win games for the Tigers in three decades (70's, 80's and 90's).

- In 13 years, he had a 125-104 record (.546), 370 appearances, 300 games started, 52 complete games, 11 shutouts, one save, 2,080 1/3 innings pitched, 1,984 hits allowed, 1,025 runs allowed, 912 earned runs allowed, 218 home runs allowed, 852 walks allowed, 1,063 strikeouts, 47 hit batsmen, 77 wild pitches, seven balks and a 3.95 ERA.

- He finished fifth in Cy Young voting in 1984.

- He also worked as a Tigers TV analyst when the games were split between networks and served as a substitute color analyst for the Detroit Tigers Radio Network in 2012 and 2019.
- Petry worked the pre and postgame shows with Dan Miller of FOX 2 every Opening Day from 2007-2018 with the exception of 2014 and has worked pre and postgame when the Tigers have been in the playoffs since 2006.
- Dan has served as an assistant baseball coach at Orchard Lake St. Mary's since 2011. His son Matt is the head coach and they are entering their 10th season at the school. They won the Division II State Championship in 2015 and 2019.
- Orchard Lake St. Mary's High School named a field after him "Dan Petry Field" in a ceremony on Oct. 21, 2018.
- Previously, he spent time coaching baseball at Farmington Hills Harrison and Brother Rice High Schools.
- Dan and his wife, Chris, have two sons, Matt and Jeff, who is currently a defenseman for the NHL's Montreal Canadiens, and three grandsons: Boyd, Barrett and Bowen.

---

# ***PLAYER DEVELOPMENT & SCOUTING***

---



**BEAU BRIESKE**  
2022 DETROIT TIGERS MINOR LEAGUE  
PITCHER OF THE YEAR



**RILEY GREENE**  
2022 DETROIT TIGERS MINOR LEAGUE  
PLAYER OF THE YEAR



2022 FULL SEASON AFFILIATES



**TOLEDO MUD HENS**  
*International League*  
 406 Washington Street  
 Toledo, OH 43604  
 (419) 725-4367  
 (419) 725-4368 (FAX)

Manager ..... Lloyd McClendon  
 Bench Coach ..... Tony Cappucilli  
 Pitching Coach ..... Doug Bochtler  
 Hitting Coach ..... Adam Melhuse  
 Athletic Trainer ..... Jason Schwartzman  
 Strength and Conditioning Coach ..... Phil Hartt  
 Baseball Information Assistant ..... Miles Semetis



**ERIE SEAWOLVES**  
*Eastern League*  
 831 French St.  
 Erie, PA 16501  
 (814) 456-1300  
 (814) 456-7520 (FAX)

Manager ..... Gabe Alvarez  
 Pitching Coach ..... Dan Ricabal  
 Hitting Coach ..... John Murrian  
 Developmental Coach ..... Ollie Kadey  
 Athletic Trainer ..... Chris Vick  
 Strength and Conditioning Coach ..... Andres Rodriguez  
 Baseball Information Assistant ..... Quinn Smith



**WEST MICHIGAN WHITECAPS (A)**  
*Midwest League*  
 4500 West River Drive  
 Comstock Park, MI 49321  
 (616) 784-4131  
 (616) 784-4911 (FAX)

Manager ..... Brayán Peña  
 Pitching Coach ..... Dean Stiles  
 Hitting Coach ..... CJ Wamsley  
 Developmental Coach ..... Nick Bredeson  
 Athletic Trainer ..... Sean McFarland  
 Strength and Conditioning Coach ..... Tyler Gniadek  
 Baseball Information Assistant ..... Kyle Flanagan



**LAKELAND FLYING TIGERS (A)**  
*Florida State League*  
 2301 Lakeland Hills Blvd.  
 Lakeland, FL 33805  
 (863) 686-8075  
 (863) 688-9589 (FAX)

Manager ..... Andrew Graham  
 Pitching Coach ..... Juan Pimentel  
 Hitting Coach ..... Francisco Contreras  
 Developmental Coach ..... Matt Malott  
 Athletic Trainer ..... Erick Flores  
 Strength and Conditioning Coach ..... Dax Fiore  
 Baseball Information Assistant ..... Ryan Morgan



2022 ROOKIE LEVEL AFFILIATES



**FLORIDA COMPLEX LEAGUE TIGERS**

*Complex League - Rookie*  
2301 Lakeland Hills Blvd.  
Lakeland, FL 33805  
(863) 686-8075  
(863) 688-9589 (FAX)

Manager ..... Mike Alvarez  
Bench Coach ..... Tim Garland  
Pitching Coach ..... Gabe Luckert  
Hitting Coach ..... Rafael Gil  
Athletic Trainer ..... Juan Pena  
Strength and Conditioning Coach ..... Chris Romano  
Baseball Information Assistant ..... Michael Piletich



**DOMINICAN SUMMER LEAGUE TIGERS1**

*Dominican Summer League - Rookie*

Manager ..... Marcos Yepez  
Pitching Coach ..... Luis Marte  
Hitting Coach ..... Francisco Martinez  
Assistant Pitching Coach ..... Roberto Yil  
Infield Coach ..... Ivan Contreras  
Catching Coach ..... Kely Ramos  
Strength and Conditioning Coach ..... Franklin Galvez



**DOMINICAN SUMMER LEAGUE TIGERS2**

*Dominican Summer League - Rookie*

Manager ..... Salvador Paniagua  
Pitching Coach ..... Willian Moreno  
Hitting Coach ..... Luis Mateo  
Infield Coach ..... Soilo Perdomo  
Outfield Coach ..... Sandy Acevedo  
Athletic Trainer ..... Bryce Hieptas  
Strength and Conditioning Coach ..... Miguel Martinez  
Strength and Conditioning Coach ..... Felix Ojeda



MINOR LEAGUE PLAYER OF THE YEAR

Year	Player	Team	Year	Player	Team
1996	Bubba Trammell	Jacksonville/Toledo	2009	Scott Sizemore	Erie/Toledo
1997	Juan Encarnacion	Jacksonville	2010	Andy Dirks	Erie/Toledo
1998	Gabe Kapler	Jacksonville	2011	Nicholas Castellanos	West Michigan
1999	Javier Cardona	Jacksonville	2012	Avisail Garcia	Lakeland/Erie
2000	Billy McMillon	Toledo	2013	Devon Travis	West Michigan/Lakeland
2001	Eric Munson	Erie	2014	Steven Moya	Erie
	Michael Rivera	Erie	2015	Mike Gerber	West Michigan
2002	Juan Tejada	West Michigan	2016	Christin Stewart	Lakeland/Erie
2003	Cody Ross	Toledo	2017	Christin Stewart	Erie
2004	Curtis Granderson	Erie	2018	Christin Stewart	Toledo
2005	Brent Clevlen	Lakeland	2019	Willi Castro	Toledo/Detroit
2006	Cameron Maybin	West Michigan		Isaac Paredes	Erie
2007	Jeff Larish	Erie	2020	N/A	N/A
2008	Ryan Strieby	Lakeland	2021	Riley Greene	Erie/Toledo

MINOR LEAGUE PITCHER OF THE YEAR

Year	Pitcher	Team	Year	Pitcher	Team
1996	Brian Moehler	Jacksonville	2008	Jon Kibler	West Michigan
1997	Francisco Cordero	West Michigan	2009	Casey Crosby	West Michigan
1998	Alan Webb	West Michigan	2010	Adam Wilk	Lakeland/Erie
1999	Francisco Cordero	Jacksonville	2011	Drew Smyly	Lakeland/Erie
2000	Calvin Chipperfield	West Michigan	2012	Bruce Rondón	Lakeland/Erie/Toledo
	Andy Van Hekken	West Michigan	2013	José Alvarez	Toledo
2001	Nate Cornejo	Erie/Toledo	2014	Austin Kubitzka	West Michigan
2002	John Birtwell	West Michigan	2015	Joe Jiménez	West Michigan
	Preston Larrison	Lakeland	2016	Joe Jiménez	Lakeland/Erie/Toledo
2003	Jon Connolly	West Michigan	2017	Gregory Soto	West Michigan/Lakeland
2004	Wilfredo Ledezma	Erie	2018	Matt Hall	Erie/Toledo
2005	Jordan Tata	Lakeland	2019	Matt Manning	Erie
2006	Burke Badenhop	West Michigan	2020	N/A	N/A
2007	Duane Below	West Michigan	2021	Beau Brieske	West Michigan/Erie

TIGERS MINOR LEAGUE GOLD GLOVE WINNERS

Pitcher	First Base	Third Base	Jesus Cedeno, 1997
Beau Brieske, 2021	Nick Ames, 2019	Wade Gaynor, 2010-13	Brent Clevlen, 2005
Beau Burrows, 2017	Derek Baker, 2001	Jack Hannah, 2001-02, 2004	Tyler Collins, 2012
Drew Carrton, 2018	Mike Hessman, 2006-08, 2014	Jack Hannah, 2001-02, 2004	Brock Deatherage, 2018
Tommy Collier, 2012	Dylan Burdeaux, 2010-11	Jimmy Kerr, 2021	Eric De La Rosa, 2021
Nate Cornejo, 2000-01	Robert Fick, 1997	Kody Kirkland, 2003, 2005	Andy Dirks, 2010
Casey Crosby, 2011	Dominic Focciello, 2015-16	Casey McGehee, 2016	Juan Encarnacion, 1997
David Darwin, 1999	Alejandro Freire, 1998, 2000	Isaac Paredes, 2019	Daniel Fields, 2010, 2012
Freddy Dolsi, 2007	Kelly Hunt, 2004-05	Daniel Pinero, 2018	Jeff Frazier, 2005
Jeff Ferrell, 2014	Jeff Larish, 2006-08	Bryan Pounds, 2009	Avisail Garcia, 2012
P.J. Finigan, 2006	Jordan Lerner, 2009, 2013-14	Brian Rios, 1999	Mike Gerber, 2016-17
Luke French, 2008	Josh Lester, 2021	Zac Shepherd, 2015, 2017	Curtis Granderson, 2004
Craig Johnson, 1998	Dave McCarty, 1999	Brant Ust, 2000	Riley Greene, 2021
John Jordan, 2013	Rafael Mendez, 2003	Carlos Villalobos, 1997-98	Ben Guez, 2009, 2011, 2013
Dave Melendez, 1997	Eric Munson, 2002		Connor Harrell, 2014
Luke Putkonen, 2010	James Robbins, 2012		Gorkys Hernandez, 2007
Homero Rivera, 2002	Blaise Salter, 2017		Derek Hill, 2016, 2019
Elvin Rodriguez, 2019		<b>Shortstop</b>	Jamie Johnson, 2010-11, 2013
Dallas Trahern, 2005		Sergio Alcántara, 2019	Matt Joyce, 2006-07
Josh Turley, 2016		Brent Dlugach, 2005	Gabe Kapler, 1998
Warwick Saupold, 2015		Tony Giarratano, 2004	Ross Kivett, 2015
Virgil Vasquez, 2004		Juan Gonzalez, 2003	Jason Krizan, 2013-15
Brayan Villarreal, 2009		Michael Hollimon, 2006	Rod Lindsey, 1998-99
Joel Zumaya, 2003		Omar Infante, 2000-02	Nook Logan, 2002-03
		Cale Iorg, 2008, 2010	Ben Malgieri, 2021
		Ryan Kreidler, 2021	Cameron Maybin, 2006
		Dixon Machado, 2014-16	Parker Meadows, 2019
		Derek Mitchell, 1997-98	Victor Mendez, 2004
		Gustavo Nunez, 2009, 2011	Steven Moya, 2014
		Cole Peterson, 2018	Mike Peter, 2008
		Daniel Pinero, 2017	Wilkin Ramirez, 2008
		Curt Powell, 2013	Corey Richardson, 2000-02
		Ramon Santiago, 1999, 2007	Jacob Robson, 2017-18
		Eugenio Suarez, 2012	Cody Ross, 2000-02
			Deik Scram, 2009
		<b>Outfield</b>	Clete Thomas, 2006-07, 2011
		Kurt Airoso, 1999	Andres Torres, 1999-2001
		José Azocar, 2015-16, 2019	Casper Wells, 2008
		Glen Barker, 1997-98	Danny Woodrow, 2017-18
		Wynton Bernard, 2014	
		Vince Blue, 2003-05	
		Brennan Boesch, 2009	



# PLAYER DEVELOPMENT AWARDS

## JIM CAMPBELL AWARD (MOST IMPROVED)

Year	Player	Year	Player	Year	Player
1996	Eric Dinyar	2005	Brent Clevlen	2014	Dixon Machado
1997	Jayson Bass	2006	Chris Maples	2015	Montreal Robertson
1998	Matt Miller	2007	Deik Scram	2016	Grayson Greiner
1999	Max St. Pierre	2008	Casper Wells	2017	Zac Reinger
2000	Dayle Campbell	2009	Brennan Boesch	2018	Josh Lester
2001	Omar Infante	2010	Charlie Furbush	2019	Garrett Hill
2002	Michael Rivera	2011	Duane Below	2020	N/A
2003	Alex Trezza	2012	Eugenio Suarez	2021	Eric De La Rosa
2004	Kelly Hunt	2013	Guido Knudson		

## SCOUT OF THE YEAR

Year	Scout	Position	Year	Scout	Position
1996	John Mirabelli	Regional Scouting Supervisor	2009	Marty Miller	Area Scout
1997	Ramon Peña	Latin American Coordinator	2010	Bill Buck	Area Scout
1998	Jack Hays	Area Scout	2011	Jim Rough	Area Scout
1999	Dennis Lieberthal	Area Scout	2012	Ray Crone	National Crosschecker
2000	Lou Laslo	Area Scout	2013	Rolando Casanova	Area Scout
2001	Steve Nichols	Area Scout	2014	Scott Cerny	Area Scout
2002	Jerome Cochran	Area Scout	2015	James Orr	East Regional Crosschecker
2003	Rob Guzik	National Crosschecker	2016	Harold Zonder	Area Scout
2004	Steve Taylor	Area Scout	2017	Bryson Barber	Area Scout
2005	Tim Grieve	Area Scout	2018	Jim Bretz	Area Scout
2006	Tim McWilliam	Area Scout	2019	Justin Henry	Central Regional Crosschecker
2007	Tom Osowski	Area Scout	2020	N/A	N/A
2008	Mike Hankins	Midwest Regional Crosschecker	2021	Joey Lothrop	Area Scout

## DWIGHT LOWRY AWARD (PLAYER DEVELOPMENT PERSON OF THE YEAR)

Year	Name	Position	Year	Name	Position
1996	Dwight Lowry	Fayetteville Manager	2009	Joe DePastino	West Michigan Manager
1997	Mark Meleski	Lakeland Manager	2010	Gene Roof	Outfield/Baserunning Coordinator
1998	Bruce Fields	West Michigan Manager	2011	Larry Herndon	Lakeland Hitting Coach
1999	Glenn Ezell	Catching Coordinator	2012	Dave Huppert	Lakeland Manager
2000	Kevin Bradshaw	GCL Tigers Manager	2013	Manny Crespo	Director, Latin American Player Development
2001	Doug Teter	Medical Coordinator	2014	Andrew Graham	West Michigan Manager
2002	Jon Matlack	Pitching Coordinator	2015	A.J. Sager	Pitching Coordinator
2003	Jeff Jones	Toledo Pitching Coach	2016	Steve Chase	Strength and Conditioning Coordinator
2004	Matt Walbeck	West Michigan Manager	2017	Corey Tremble	Minor League Medical and Rehab Coordinator
2005	Jon Matlack	Pitching Coordinator	2018	Tim Garland	Lakeland Hitting Coach
2006	Larry Parrish	Toledo Manager	2019	Carlos Bohorquez	Connecticut Pitching Coach
2007	Tom Brookens	West Michigan Manager	2020	N/A	N/A
2008	Glenn Adams	Erie Hitting Coach	2021	Dr. Georgia Giblin	Director, Performance Science

## LOWRY REMEMBERED WITH TIGERS MAN OF THE YEAR AWARD

The Detroit Tigers family suffered a tragic loss during the 1997 season when Jamestown Jammers manager Dwight Lowry collapsed and died suddenly at his home in Jamestown, NY, on July 10.

Shortly after Lowry's death, the Tigers renamed their annual Player Development Man of the Year Award in his honor.

Lowry, who was 39 at the time of his death, had been tabbed the club's inaugural Player Development Man of the Year in 1996 after leading the Single A Fayetteville Generals to a second-half division title and a South Atlantic League postseason berth.

Lowry was in his fourth season as a manager in the Tigers Minor League system and he had also spent parts of four seasons as a player with Detroit, including the 1984 World Championship campaign. Lowry is survived by his wife, Pamela, and children Sesilie, Amanda and Zachary.



## KENNY GRAHAM

### Director, Player Development

Entering his third season with the Tigers, Graham serves as the Director of Player Development. His major focus is on hitting development and strategies, establishing an organization-wide hitting protocol with a focus on utilizing data and technology to aid growth and performance.

Prior to joining the Tigers, Graham spent the previous three seasons as the Minor League hitting coordinator for Milwaukee. Before that he spent seven seasons in various Minor League roles in Toronto's system, including as the co-hitting coordinator (2015) and hitting coach at Single A Lansing (2012-13, 2015), Single A Bluefield (2011) and Single A Auburn (2010). He also managed the organization's Gulf Coast League affiliate in 2014 and served as the hitting coach for the Independent League's Gary RailCats for two seasons (2008-09).

He attended Indiana University and was an outfielder on the baseball team before moving into coaching at the University of Indianapolis as the hitting coach, while receiving his Masters Degree in Curriculum and Instruction.



## EUCLIDES ROJAS

### Director, Latin American Player Development

Rojas joins the Tigers for his first season, following a nine-year stint (2011-19) as Pittsburgh's Major League bullpen coach. Under his leadership the Pirates relief corps posted a 3.58 ERA (4882.0IP/1943ER) and converted 69.7% of its saves, both marks ranking fourth in the Major Leagues over that span.

Prior to joining the Major League staff, Rojas spent six seasons as Pittsburgh's Latin American field coordinator (2005-10) and as a roving minor league instructor in 2002 with an emphasis on the club's Latin American program. Other stops during his coaching career came in Boston (Major League bullpen coach, 2003-04) and Miami (pitching coach with Gulf Coast and Florida State League affiliates, 1996-2001).

A native of Cuba, Rojas was a member of the Cuban National Team from 1982-1994 and ranks as the all-time leader in Cuban baseball with 342 career relief appearances and 90 saves. After coming to the United States he was selected by Miami in the 30th round of the 1995 MLB Draft (signing scout was former Tigers and Marlins executive, Dick Egan), and went on to pitch in the Marlins farm system for the 1995-96 seasons. He has also pitched on Olympic, World and Pan American championship teams.



## GABE RIBAS

### Director, Pitching

Entering his first season with the Tigers, Ribas is responsible for working across all departments within the club's baseball operations to implement a dynamic pitching program spanning the entire player development system.

Prior to his time with Detroit he held the title of Pitching Coordinator (Performance) with the Dodgers. With Los Angeles, Ribas worked across many areas within player development, including coaching staffs, performance science, strength and conditioning, baseball analytics and others to construct and maintain a highly individualized and comprehensive pitching development program.

Ribas also spent 11 seasons coaching in college baseball with stops at Bowdoin College, Northwestern University, The College of the Holy Cross, Northern Colorado University and Santa Clara University.

A graduate of Northwestern University, Ribas was drafted by the San Diego Padres in the 14th round of the 2002 amateur draft and was the organization's Minor League Pitcher of the Year in 2003, winning 17 games.



## RYAN SIENKO

### Director, Coaching and Field Coordinator

Sienko joins the Tigers as the coaching and field coordinator, where he coordinates the organization's on-field activity and all coaching initiatives.

He comes to Detroit after six seasons (2015-20) as a catching coordinator/assistant coordinator with the Dodgers. His responsibilities with Los Angeles included instilling catching philosophies at all levels of the club's player development system, maximizing the impact of receiving metrics, conducting drills and skill work with players, coordinating player plans, working with the research and development department and traveling to all affiliates.

Prior to his time with the Dodgers, Sienko was an associate scout for the Orioles from 2007-15 and from 2002-07 was the Director of Baseball Operations and instructor with the National Pitching Association. In 2005 he founded Catch & Throw, an organization with the mission of providing quality professional catching instruction to support the health and performance of catchers. Sienko also coached at the high school level, including at Torrey Pines High School and Canyon Crest Academy.

Sienko played collegiately at the University of Iowa, professionally in the Texas and Chicago (AL) systems, and was named an All-Star in independent baseball.





## TIGERS PLAYER DEVELOPMENT STAFF

### JEFF BRANSON

#### Hitting Coordinator

Branson enters his fourth season as a hitting coordinator with the Tigers. The 2022 campaign marks his 33rd in professional baseball.

Prior to joining the Tigers, he served as the Major League hitting coach with Pittsburgh for five seasons (2014-18) and as the assistant hitting coach in 2013. Before working with the big league club, Branson was the hitting coach with Triple A Indianapolis (2009-12), manager at Single A Lynchburg (2007-08), manager at Single A Hickory (2005-06) and manager at Single A Williamsport (2004). His first coaching assignment came in 2003, when he was the hitting coach at Williamsport.

He was originally selected by Cincinnati in the second round of the 1988 First-Year Player Draft and played nine seasons in the Major Leagues. Over that span, he hit .246/.300/.372 with 34 home runs and 156 RBI in 694 career games between Cincinnati (1992-97), Cleveland (1997-98) and Los Angeles (NL) (2000-01).

The native of Waynesboro, MS, played baseball at Livingston (AL) University, and was named to the Converse Division II All-American Team as a junior in 1988. Additionally, he was a member of the 1988 United States baseball team that won a Gold Medal at the Olympic Games in Seoul, Korea.



### MAX GORDON

#### Hitting Coordinator

Gordon joins the Tigers for his first coaching assignment in professional baseball, serving as one of the organization's hitting coordinators. He comes to Detroit after spending the last five years (2017-21) working at Driveline Baseball under the same title.

Prior to his time at Driveline, Gordon was a volunteer coach at the University of Michigan for the 2020 season. He also coached at Feather River College from 2014-16.

After being told he would never be able to play baseball again following a car crash that left him in a coma as a teenager, Gordon rehabbed and returned to the diamond at Oregon State University from 2011-13. Playing in 127 games with the Beavers he posted a combined .226 (64x283) batting average, drove in 20 runs and walked nearly as many times as he struck out (39/43).



### STEVE SMITH

#### Pitching Coordinator

Smith enters his first season with the Tigers, serving as the pitching coordinator for the club's upper-level (double/triple A) affiliates. This post marks his first in professional baseball, following a distinguished career at the collegiate level. Most recently he was the head coach at Tennessee Tech for two seasons (2020-21).

Prior to his time at Tennessee Tech, Smith was the head coach at Baylor University for 21 seasons. His tenure with the Bears included leading the team to its most successful ten-year run in the program's history and a 2005 College World Series appearance. Among his many accomplishments at the university, Smith led the Bears to a 2005 College World Series appearance, was inducted into the Baylor Athletics Hall of Fame in 2006 and compiled a 744-523-1 career record. In the time between his head coaching positions at Baylor and Tennessee Tech he was the pitching coach at Auburn University (2018-19), where he helped develop Casey Mize into a consensus All-American, First Team All-SEC selection and No. 1 overall pick by the Tigers in the 2018 MLB Draft.

Other notable positions held during his career include: pitching coordinator for the 17U National Team Development Program (2019), president of the American Baseball Coaches Association (2008), head coach of the USA Baseball National Team (2005) and pitching coach for the USA Baseball National Team (1998).

Smith was a two-sport athlete (football and baseball) attending Mississippi College from 1979-80, before transferring to Baylor from 1982-83. While playing for the Bears, Smith led the Southwest Conference in ERA (1.72) in 1982 and went on to be selected by San Francisco in the fifth round of the 1983 MLB Draft. He spent four seasons pitching in the Giants organization, making his way up to triple A at the end of the 1986 season.



### STEPHANOS STROOP

#### Pitching Coordinator

Stroop joins the Tigers for his first season, serving as a pitching coordinator for the organization's lower-level affiliates (Single A and Rookie Levels). He spent the last three seasons as a pitching coach in the lower-levels of the Los Angeles Dodgers player development system, with a focus on overseeing throwing programs/bulpen sessions, contributing to pitch design efforts and implementing game plans for individual players.

Before joining the Dodgers, he served as pitching coach and recruiting coordinator for Southern University and A&M College - Baton Rouge for one season (2018) after holding the same positions at St. Petersburg College in 2017.

Stroop also has player evaluation experience at the amateur level, spending three years as an associate scout including two with Atlanta (2014-16) and one with Washington (2014).

He was captain of the Claremont McKenna College baseball team in 2010, going on to play professionally for the Carlsbad Bats in 2011.







## JORGE CORDOVA

### Assistant Pitching Coordinator

Cordova begins his second season as Assistant Pitching Coordinator after serving as the pitching coach with numerous Tigers Minor League affiliates. This year marks his 17th overall as a coach in the organization.

Prior to his current position, Cordova served as the pitching coach at Single A Lakeland (2019-20, 2016), Single A West Michigan (2017-18) and Gulf Coast League Tigers (2014). He also spent four seasons as the pitching coach with the organization's affiliate in the New York-Penn League, serving one season with Single A Oneonta (2009) and three seasons with Single A Connecticut (2010-12).

He also has experience coaching with Detroit internationally, serving as the pitching coach with the Venezuelan Summer League Tigers during each of his first three seasons (2006-08) with the Tigers.

Cordova pitched for eight seasons at the Minor League level with the New York Yankees (1996), Florida Marlins (1998-2000), Cincinnati Reds (2000-02) and Tigers (2003-04). He compiled a 44-26 record and 3.30 ERA in 234 outings during his career.



## BILLY BOYER

### Infield Coordinator

Boyer enters his first season working with the organization's Minor League infielders, joining the Tigers after spending the 2019-20 seasons as the Minor League Infield and Baserunning Coordinator with Minnesota.

Before making the transition to coaching at the professional level, Boyer spent 11 seasons in college baseball assistant coach/hitting coach roles at institutions including: Seattle University (2018 - senior year of Tigers LHP Tarik Skubal), University of Washington (2016-17), Pierce College (2011-15), Green River Community College (2010) and Tacoma Community College (2009).

As a player, Boyer was drafted out of Enumclaw High School (WA) by the Los Angeles Angels in the 19th round of the 2003 MLB Draft. The infielder played 187 games during his three seasons in affiliated baseball (2003-05), slashing .244/.311/.373 with 30 doubles, 13 home runs and 78 RBI. He additionally played one season in an independent league, suiting up for the Joliet Jackhammers in 2006.



## ANGEL BERROA

### Latin America Infield Coordinator

Entering his first season with the Tigers, Berroa will serve as the infield coordinator focusing on instructing players in the organization from Latin America.

Prior to joining the Tigers, Berroa was a coach with Boston at the Gulf Coast League level.

Berroa had a successful playing career that spanned nine seasons in the Major Leagues. He won the American League Rookie of the Year Award in 2003 after posting a .287/.338/.451 slashline with 28 doubles, seven triples, 17 home runs, 73 RBI and 21 stolen bases with Kansas City. That season he accumulated a career high 2.5 bWAR. Following his time with the Royals (2001-07), Berroa also spent time with the Dodgers (2008), Yankees (2009) and Mets (2009) before retiring.



## ARNIE BEYELER

### Outfield/Baserunning Coordinator

Enters his third season with the organization and first as the Outfield and Baserunning Coordinator. This season marks his 31st as a manager, coach or scout, over which he has built a reputation for an innovative coaching style and implementation of technology.

Beyeler served as manager for Double A Erie and instructor at the club's alternate training site over the last two seasons, helping develop some of baseball's top prospects along the way. Last season he led the SeaWolves to a 64-55 record, while developing position players such as Dillon Dingler, Riley Greene (Tigers 2021 Minor League Player of the Year), Ryan Kreidler and Spencer Torkelson, and pitchers Beau Brieske (Tigers 2021 Minor League Pitcher of the Year) and Joey Wentz.

Prior to being named to his post with the SeaWolves, he was the Major League first base coach with the Baltimore Orioles for the 2019 season. Before his season with the Orioles, he was the manager of Triple A New Orleans in the Miami organization for three seasons (2016-18), posting a combined 193-223 record. From 2013-15 he was on the Major League staff with the Boston Red Sox.

He has managed or coached at every level from Single A to the Major Leagues, including stints in the following systems: Baltimore, Miami, Boston, San Diego, Texas and New York (AL). Highlights include winning the Governor's Cup with Triple A Pawtucket in 2012, and earning playoff appearances with Double A Portland in 2007-08 and Single A Stockton in 2003-04.

Beyeler was a Minor League infielder for six seasons in the Tigers system from 1986-91, reaching Triple A Toledo in his first professional campaign.





## FRANCISCO RIVAS

### Strength and Conditioning Coordinator

Rivas enters his second season as a Minor League strength and conditioning coordinator, and fourth overall in the organization.

Prior to this post, Rivas was slated to be the strength and conditioning coach with Short-Season Norwich, which wasn't possible due to the COVID-19 pandemic. Instead, he gained experience working with top prospects and Major League-caliber players at the club's alternate training site in Toledo during the 2020 season. His first position with the club was the strength and conditioning coach with the Gulf Coast League Tigers in 2019.

Before joining the Tigers, Rivas spent two years at XCEL Health and Wellness working in strength and conditioning, also serving as the head of baseball and softball development. He worked three years as a student strength and conditioning coach at Hannibal-LaGrange University (2015-17), and one as an intern with Diamond Fit Performance (2015).

Rivas has a master's degree in Kinesiology from A.T. Still University, with an emphasis in orthopedic and sport psychology. He is a certified strength and conditioning specialist, USAW Performance Coach Level 1 and Precision Nutrition Coach Level 1.



## RYAN MAEDEL

### Strength and Conditioning Coordinator

Maedel enters his first season as a strength and conditioning coordinator, working out of the club's TigerTown Complex in Lakeland.

Prior to his coordinator position, Maedel spent the 2021 season as the strength and conditioning coach with Single A West Michigan. His first season with the Tigers was 2020, which was impacted as the Minor League season was canceled due to the COVID-19 Pandemic.

Before his time with the Tigers, Maedel spent seven seasons in various roles throughout the Toronto system, and helped Single A Dunedin to be 2017 co-champions of the Florida State League.

Growing up in Ontario, Canada, he and his family are lifelong Tigers fans. Maedel played baseball during many of his school years, including all four years during his time in college in South Carolina and Florida.



## BRIAN TAGGETT

### Latin American Performance Coach

Entering his third season with the Tigers, Taggett returns as the Latin American performance coach. His responsibilities include assisting in the holistic development of Minor League players from Latin America.

Prior to this post, he served as the international player programs intern with the Tigers during the 2019 season.

Taggett played baseball at Emory University, and earned a double-major in Latin American/Caribbean studies and political science.



## COREY TREMBLE

### Minor League Medical and Rehabilitation Coordinator

Tremble returns for his 15th season with the Tigers organization in 2022, also marking his 10th as the Minor League medical and rehabilitation coordinator. Following the 2018 season, the organization named him the Dwight Lowry Player Development Person of the Year.

He served as the athletic trainer for the Gulf Coast League Tigers during the 2008 season, Single A West Michigan during the 2009 and 2010 seasons and Single A Lakeland during the 2011 and 2012 seasons. Additionally, he served as an athletic trainer with Surprise in the Arizona Fall League in 2010.

He graduated from Florida Southern College in 2005 and attended the University of South Florida for his graduate studies in exercise science from 2006-08, where he also served as a Graduate Assistant Athletic Trainer.

Tremble is a certified and licensed athletic trainer, a muscle activation technique jumpstart specialist, and a certified strength and conditioning specialist.

He was the 2006 recipient of the Dr. Clarence Livingood Memorial Scholarship from the Professional Baseball Athletic Trainers Society and currently sits on the PBATS Website and EMR Committees. Tremble resides in Lakeland, FL with his wife, Joanna.





## LYOYD MCCLENDON

### Toledo Manager

McClendon, a longtime coach in the Tigers organization and former Major League manager, rejoins the organization as the skipper for Triple A Toledo. This season marks his 40th in professional baseball.

"Legendary Lloyd" most recently served as a member of Detroit's Major League coaching staff during the 2017-20 seasons, including three seasons as the hitting coach (2017-19) and one as the club's bench coach (2020). Following the late-season retirement of then-manager Ron Gardenhire, McClendon served as the interim manager of the Tigers for eight games to close out the 2020 campaign. He first joined the Major League staff for the 2006 season, serving as the hitting coach from 2007-13.

A decorated baseball man, McClendon has managed 1,114 Major League games, largely between permanent managerial posts in Pittsburgh (2001-05) and Seattle (2014-15). He also has experience managing in the Minor Leagues, coming from his first stint with the MudHens in 2016. He began his coaching career as the Pirates' rising Minor League hitting instructor in 1996, and spent the next four seasons (1997-2000) as the club's Major League hitting coach.

His playing career spanned 16 seasons (1980-95) after he was selected in the eighth round of the June 1980 MLB First-Year Player Draft by the New York Mets. He saw action at the Major League level with the Cincinnati Reds (1987-88), Chicago Cubs (1989-90) and Pirates (1990-94). He graduated from Roosevelt High School in Indiana in 1977, where he was an All-State selection in baseball, and went on to play baseball at Valparaiso University. McClendon participated in the 1971 Little League World Series and earned the nickname "Legendary Lloyd" after hitting five home runs in five swings and drawing five intentional walks for his Gary, IN team.

#### RECORD AS MANAGER

Year	Club	League	W	L	Pct.	Position
2001	Pittsburgh	National	62	100	.383	Sixth
2002	Pittsburgh	National	72	89	.447	Fourth
2003	Pittsburgh	National	75	87	.463	Fourth
2004	Pittsburgh	National	72	89	.447	Fifth
2005	Pittsburgh	National	55	81	.404	Sixth
2014	Seattle	American	87	75	.537	Third
2015	Seattle	American	76	86	.469	Fourth
2016	Toledo	International	68	76	.472	Third
2020	<b>DETROIT</b>	<b>American</b>	<b>2</b>	<b>6</b>	<b>.250</b>	---
MINOR LEAGUE TOTALS			68	76	.472	(One Season)
MAJOR LEAGUE TOTALS			501	613	.450	(Eight Seasons)

## TONY CAPPUCCILLI

### Toledo Bench Coach

Cappuccilli joins the Tigers for his first season, serving as the bench coach for Triple A Toledo.

He managed in the Arizona Complex League in 2021, and before that he spent three years in other coaching positions with the Los Angeles Dodgers organization. Prior to his time with the Dodgers, he spent three years at the University of New Mexico, one year at UNLV, four years at Irvine Valley College. He also coached collegiate summer ball in the Cape Cod League with the Brewster Whitecaps and managed four summers with the Anchorage Bucs in the Alaska baseball league.

Cappuccilli played college ball at the University of Nevada, got his master's degree at Concordia University, began coaching at the high school level in 2004 and has held coaching jobs every year since.

Currently, Cappuccilli resides in the Phoenix area with his wife, Katie, and their French bulldogs, Sophie and Simon.

## DOUG BOCHTLER

### Toledo Pitching Coach

Entering his third season with the Tigers, Bochtler returns as the pitching coach at Triple A Toledo.

Before joining Detroit's player development staff, he worked in the San Diego Padres organization for five seasons. Bochtler was scheduled to serve as the pitching coach for Single A Lake Elsinore in 2020 before the Minor League season was canceled due to COVID-19.

Prior to 2020, Bochtler was the Major League bullpen coach for the Padres from 2016-19. In 2018, the Padres bullpen had the most innings pitched (635.0), strikeouts (720), highest SO/9 IP (10.20) and highest SO/BB ratio (3.48) of any relief group in club history. Their 2.93 BB/9 IP and 1.19 WHIP both led the National League and ranked third in the Majors, while their 3.54 ERA was third in the NL and sixth in the Majors.

Prior to joining the Padres, Bochtler spent five seasons with the Arizona Diamondbacks organization, serving as pitching coach for Single A Yakima in 2011-12, Single A Missoula in 2013, Single A South Bend in 2014 and Single A Kane County in 2015.

Originally selected by Montreal in the ninth round of the 1989 MLB Draft, Bochtler played six seasons in the Majors, including the 1998 season with Detroit, when he pitched in 51 games.

## ADAM MELHUSE

### Toledo Hitting Coach

Returning to the organization for his third season, and first with Triple A Toledo, Melhuse will serve as the hitting coach for the Mud Hens. Last season he served the same role with Double A Erie.

Prior to joining the Tigers he was a hitting coach in the Los Angeles (NL) organization, spending the 2019 season with Double A Tulsa and 2018 with Triple A Oklahoma City. He also was the manager of Single A Burlington in the Los Angeles (AL) system for two seasons (2016-17).

Before transitioning to coaching he spent four seasons as an advanced scout for Chicago (NL), which followed an eight-year Major League playing career. Over 311 career games, Melhuse hit .234/.290/.389 with 24 home runs and 98 RBI, spending time with Los Angeles (NL) (2000), Colorado (2000-01, 2008), Oakland (2003-07) and Texas (2007-08).





## ERIE SEAWOLVES (AA)

### GABE ALVAREZ

#### Erie Manager

Alvarez enters the Tigers organization for his first season, serving as the manager at Double A Erie. The position marks his first managerial post and first time on a coaching staff in affiliated baseball.

Prior to joining the Tigers, Alvarez spent 11 seasons on the coaching staff at the University of Southern California in a variety of roles, including assistant coach, hitting coach and recruiting coordinator. Some accolades during his time recruiting with the Trojans includes compiling the No. 14 recruiting class in the country in 2018 (per *Baseball America*) and being named one of the nation's top 30 recruiters in 2016.

Under his guidance, Alvarez helped led USC to have at least a .973 fielding percentage in eight of his last 10 seasons. During the pandemic-shortened 2020 campaign, and his first season as hitting coach, the Trojans batted .281 as a team, 63 points higher than any of their opponents.

After competing as a student athlete at USC from 1993-95, Alvarez was selected by San Diego in the second round of the 1995 MLB Draft. Three years later, he made his big league debut with Detroit before being traded back to the Padres in 2000. He played a total of 92 Major League games in his career, slashing .222/.289/.357.



#### RECORD AS MANAGER

Year	Club	League	W	L	Pct.	Position
NO MANAGERIAL RECORD						

### DAN RICABAL

#### Erie Pitching Coach

Joining the Tigers organization for his first season, Ricabal will serve as the pitching coach with Double A Erie in 2022.

Prior to signing on with Detroit, Ricabal worked in the collegiate ranks for 10 seasons (2012-21), including roles with California State University - Fullerton (pitching coach), California State University - Long Beach (pitching coach) and Loyola Marymount University (pitching coach/recruiting coordinator).

He also has prior experience coaching at the professional level, serving as a Minor League pitching coach with the Anaheim Angels for six years (2006-11), where he led pitching staffs to six-straight postseason appearances, including the Midwest League record for least walks in a season by a pitching staff with Single A Cedar Rapids in 2007.



### JOHN MURRIAN

#### Erie Hitting Coach

Murrian joins the Erie staff as hitting coach in 2022, after serving in the same role with Single A Lakeland in 2021 and Single A West Michigan two years ago. Prior to his time in West Michigan, Murrian made his coaching debut in the same role with GCL Tigers West in 2019. Before transitioning to coaching, Murrian spent five seasons as a Major League bullpen catcher with the Tigers.

Before assuming the role of bullpen catcher he played five seasons at the Minor League level with the organization, hitting .243/.301/.381 with 20 home runs and 116 RBI. His primary position was catcher, where he maintained a 33 percent caught stealing rate over the course of his time behind the plate.

He attended Winthrop University, where he batted .327 (67x205) with 42 runs scored, 19 doubles, a triple, six home runs and 42 RBI in 59 games as a junior.



### OLLIE KADEY

#### Erie Developmental Coach

Returning to the Tigers for his second season coaching in affiliated baseball, Kadey will serve as the developmental coach with Double A Erie after holding the same position for Single A Lakeland in 2021.

Prior to joining the Tigers, he worked as the analytics manager at Texas Baseball Ranch (2015-19). In that role he worked with numerous current Major League players and prospects to aid their arm strength development, command and secondary pitches.

Kadey played collegiately at Missouri Western State University from 2010-13 and studied finance. Over the course of his career with the Griffons he established a school record for complete game shutouts.





## BRAYAN PEÑA

### West Michigan Manager

Peña returns to lead the staff at Single A West Michigan in 2022, his second year as the manager for the club. Prior to his start in West Michigan last season, Peña managed Single A Connecticut to a 34-42 record in 2019.

He began his coaching career in 2018, leading the Gulf Coast League Tigers West to a league championship and a 37-16 record. Under his tutelage, the Tigers West squad batted at a .277 (292x1670) clip, belting 40 home runs and 257 RBI, and posted a 3.06 ERA (435.0IP/148ER) with 502 strikeouts.

His transition to coaching came after Spring Training of 2018, closing the door on an impressive 12-year Major League career as a catcher, playing for five big league teams, including Atlanta (2005-08), Kansas City (2009-12), Detroit (2013), Cincinnati (2014-15) and St. Louis (2016). He hit .259/.299/.351 in his career, knocking 23 home runs and driving in 164 runs.



#### RECORD AS A MANAGER

Year	Club	League	W	L	Pct.	Position
2018	GCL Tigers West	Gulf Coast	37	16	.698	First
2019	Connecticut	New York-Penn	34	42	.447	Second
2021	West Michigan	Midwest	58	62	.483	t-Fourth
MINOR LEAGUE TOTALS			129	120	.518	(Three Seasons)

## DEAN STILES

### West Michigan Pitching Coach

Stiles comes to the Tigers after managing the Pioneer League's Ogden Raptors during the 2021 campaign, leading the club to a playoff appearance, winning the Southern Division's first half, and establishing a new league record winning streak.

Prior to his season with the Raptors he served two seasons (2019-20) as a pitching coach in the Dodgers organization, including at extended Spring Training and with Single A Ogden. Stiles also spent nine years in various coaching and administrative roles at the University of Oregon, Florida International University and San Jose State University.

Among a variety of different roles before his time with division one programs, Stiles spent time on the staff with Single A Eugene, Lane Community College and various Oregon and California high schools.

After graduating from the University of Oregon with a bachelor's degree in journalism in 1982, Stiles spent 25 years as a high school journalism instructor and athletic administrator.



## CJ WAMSLEY

### West Michigan Hitting Coach

Entering his third season with the Tigers and first with Single A West Michigan, Wamsley will serve as the hitting coach with the Whitecaps. Last season, he served as the developmental coach in Triple A Toledo.

Prior to joining the Tigers he was an assistant coach on the staff at Ohio University for five seasons (2015-19), following a three-year stint with Troy University where he worked with the club's catchers, outfielders and hitters. His division one coaching career began at Morehead State University, where he was an assistant coach.

Wamsley was a four-year letterwinner at Western Kentucky University, where he played on the baseball team. Over his 68-game college career he batted .299/.379/.421.



## NICK BREDESON

### West Michigan Developmental Coach

Bredeson joins the organization after spending last year at Belmont University as a volunteer assistant coach.

Prior to his time with the Bruins, Bredeson spent eight years at Ohio University as both an assistant coach and student-athlete. From 2013-17 he was the starting catcher for the Bobcats. His time on the team includes the 2015 season, in which the team won the Mid-American Conference tournament championship and earned an appearance in the NCAA Tournament.

The Bloomfield Hills, MI native then continued at his alma mater as an assistant coach for four years after graduating in 2017 with a bachelor's degree in sport management and a graduate degree in coaching education.





# LAKELAND FLYING TIGERS (A)

## ANDREW GRAHAM

### Lakeland Manager

Graham returns as the manager in Single A Lakeland in 2022, his third year leading the Flying Tigers. Additional posts with the Tigers include manager at Double A Erie in 2018 and three seasons as manager at Single A West Michigan (2014-16). This campaign marks his 12th with the Tigers organization.

In 2016, the Whitecaps advanced to the Midwest League Eastern Division Championship Series after posting a 71-65 record, finishing third in the Eastern Division. Prior to that he guided the Whitecaps to a Midwest League championship in 2015. In his first season as manager at West Michigan, he led the Whitecaps to their first playoff berth since 2010. He previously served three seasons as manager at Single A Connecticut (2011-13).

He served as a coach with the Gulf Coast League Tigers in both 2009 and 2010, in addition to serving as the organization's Minor League catching coordinator in 2010.

Selected by the Tigers in the 19th round of the 2003 MLB First-Year Player Draft, he spent six seasons (2003-08) in the club's Minor League system as a catcher. Graham saw action with Australia during the World Baseball Classic in both 2006 and 2009. He batted .364 (4x11) with three RBI in three games for Australia in 2009. He served as a coach for Australia in the 2017 World Baseball Classic, and is currently the team's third base/bench coach.



#### RECORD AS MANAGER

Year	Club	League	W	L	Pct.	Position
2011	Connecticut	New York-Penn	39	35	.527	t-First
2012	Connecticut	New York-Penn	35	40	.467	Third
2013	Connecticut	New York-Penn	33	42	.440	Third
2014	West Michigan	Midwest	82	58	.586	First/Second
2015	West Michigan	Midwest	75	64	.540	Sixth/Second
2016	West Michigan	Midwest	71	65	.522	Third
2017	Lakeland	Florida State	62	66	.484	Fifth/Third
2018	Erie	Eastern	63	77	.450	t-Fifth
2019	Lakeland	Florida State	65	70	.481	Fourth/Third
2021	Lakeland	Florida State	55	63	.466	Fifth
MINOR LEAGUE TOTALS			580	580	.500	(10 Seasons)

## JUAN PIMENTEL

### Lakeland Pitching Coach

Pimentel joins the organization for his first season, taking over as the pitching coach with Single A Lakeland. Before joining the Flying Tigers, he undertook his first coaching position in professional baseball as a co-pitching coach with the Dominican Summer League affiliate of the Seattle Mariners.

A native of the Dominican Republic, Pimentel played collegiately at Indian River State College and the University of Central Florida, graduating in the spring of 2017. He then returned to Indian River State as a pitching coach before taking on the same role at the University of Delaware for two years before his role with the Mariners.



## FRANCISCO CONTRERAS

### Lakeland Hitting Coach

Contreras enters his sixth season in the organization as a coach, and his first as the hitting coach with Single A Lakeland. Prior to this position he served two seasons as the Latin American Hitting Coordinator, two seasons as a coach with Single A Lakeland, and one season as the hitting coach with GCL Tigers West - the latter of which was his first full-time coaching role since finishing his playing career.

He spent the 2016 season as a player-coach for Single A Connecticut, and played six seasons in the Tigers Minor League system, spending four years with the Dominican Summer League Tigers (2010-14) and two years with West Michigan (2014-15). He batted .231/.300/.318 over 377 career games in the Tigers system.

The Santo Domingo, DR native was originally signed by the Tigers as a non-drafted free agent on October 22, 2009.



## MATT MALOTT

### Lakeland Developmental Coach

Malott begins his first year in the organization after spending the past year and a half as the player development coach and owner of Objective Baseball, LLC.

Prior to that position, he was a player development coach with the Kansas City Royals, which was then interrupted by the COVID-19 pandemic. Before and during his time in professional baseball, he worked as the varsity pitching coach at Canyon Crest Academy in San Diego since August, 2015.

He played collegiately at Occidental College, where he was a starting pitcher.





**MIKE ALVAREZ**

**Gulf Coast League Tigers Manager**

Alvarez returns for his sixth season with the Tigers and first as the manager of the Gulf Coast League Tigers. This season will mark his first as a manager during his time in affiliated baseball. Prior to this post, he served as the pitching coach for FCL Tigers West.

He previously spent 19 seasons in the Atlanta Braves organization, most recently as the pitching coach of Triple A Gwinnett after being named to the position in May of 2016.

Alvarez spent time as a pitching coach, roving pitching instructor and pitching supervisor in the Braves organization from 1998-2016. Additionally, he spent three seasons (2012-15) as the pitching supervisor for the Dominican Summer League Braves. Alvarez also held the pitching coach post with Double A Mississippi from 2011-12 and Triple A Richmond in 2005.

Following his playing career as a Minor League pitcher with the Baltimore Orioles (1980-81) and Kansas City Royals (1981-84), Alvarez spent 13 years as a Minor League pitching coach with the Royals from (1985-97), including five years with the club's Triple A team, the Omaha Royals.



**RECORD AS A MANAGER**

Year	Club	League	W	L	Pct.	Position
NO MANAGERIAL RECORD						

**TIM GARLAND**

**Gulf Coast League Tigers Bench Coach**

Garland returns for his sixth season in the Tigers organization, and his second on the staff of the Gulf Coast League Tigers. Prior to this post, he served three seasons as the hitting coach at Single A Lakeland. Following the 2018 season, Garland was named the Dwight Lowry Player Development Person of the Year.

Before joining the Tigers, Garland was a developmental specialist for one season with Single A Quad Cities in the Houston Astros organization in 2015. In his position as developmental specialist, he focused on the development of the River Bandits outfielders, as well as baserunning for all the players on the club.

Prior to his position as the developmental specialist, he spent two seasons as the hitting coach at Double A Corpus Christi, also in the Astros organization.

Before joining the Astros, Garland served as hitting coach for Double A Midland of the Oakland Athletics organization for two seasons (2011-12). He made his coaching debut in 2006 with Class A Kane County, later serving as hitting coach at Single A Stockton from 2007-10.

He was originally drafted by the New York Yankees in the 1989 MLB Draft out of Pensacola Junior College, owning a career .277 batting average in 734 career Minor League games, over which he also stole 213 bases. In addition to the Yankees system, he spent time in the Giants, Orioles and Athletics organizations.



**GABE LUCKERT**

**Gulf Coast League Tigers Pitching Coach**

Luckert joins the Tigers for his first season, serving as the Gulf Coast League pitching coach in 2022.

His coaching experience dates back to 1998, when he first transitioned into being an instructor. That journey includes significant time as a Minor League pitching coach with San Francisco (1998-2000), Atlanta (2001-2016), New York (AL) (2017-20) and Milwaukee (2021). Luckert's experience ranges from coaching in the Dominican Academies through stints at the Double A level. He also coached in winter leagues, including most recently with the Chiriqui Federals during the 2021-22 Panama Winter League season.



**RAFAEL GIL**

**Gulf Coast League Tigers Hitting Coach**

Gil returns as a hitting coach with the Gulf Coast League Tigers for his fifth season. This season will mark his 12th with the Tigers organization.

He was the manager of the Gulf Coast League Tigers East and West in 2016 and 2017, respectively, and previously served as manager of the Venezuelan Summer League Tigers for five seasons (2011-15).

He guided the VSL Tigers to a Venezuelan Summer League Championship in both 2014 and 2015. His stint as the manager of the Venezuelan Summer League Tigers marked his first professional managing or coaching assignment.

Originally signed by the Boston Red Sox as a non-drafted free agent on July 22, 2003, he spent five seasons with the organization as a catcher. He saw action with Single A Lowell in the New York-Penn League during his final season in 2008.



PLAYER DEVELOPMENT & SCOUTING

**MARCO YEPEZ****DSL Tigers1 Manager**

Yepez returns as the manager of the DSL Tigers2 for his fourth season leading one of the DSL Tigers teams, after working as a hitting coach in 2018. He previously was manager of DSL Tigers in 2017 as well.

Prior to joining the organization he was the third base coach on the Leones del Caracas coaching staff of the Venezuelan Winter League in 2016.

Yepez spent eight total seasons in the Minor Leagues in the Florida Marlins (2002), Montreal Expos (2003-04) and Washington Nationals (2005-09) organizations. He batted .268/.347/.356 over 649 games during his Minor League career.

In addition to playing abroad in Venezuela, the former infielder also played in the professional baseball leagues in Colombia, Nicaragua and Italy, where he concluded his playing career in 2012 after three seasons.

The Caracas, VZ native was originally signed by Florida as a non-drafted free agent in 2009.

**RECORD AS A MANAGER**

Year	Club	League	W	L	Pct.	Position
2017	DSL Tigers	Dominican Summer	26	44	.371	Seventh
2019	DSL Tigers2	Dominican Summer	34	38	.472	Third
2021	DSL Tigers	Dominican Summer	23	36	.390	Eighth
MINOR LEAGUE TOTALS			83	118	.413	(Three Seasons)

**FRANCISCO MARTINEZ****DSL Tigers1 Hitting Coach**

Martinez will serve as hitting coach with DSL Tigers2, returning for his second stint with the organization after spending two seasons (2018-19) as a coach in the club's Dominican Academy.

He transitioned to coaching following a career playing for Detroit in the Minor Leagues for nine seasons. Six of those campaigns occurred in the Tigers farm system, including being selected as a mid-season All-Star with Double A Erie in 2011, earning him an invite to the MLB All-Star Futures Game.

**LUIS MARTE****DSL Tigers1 Pitching Coach**

Marte returns as a pitching coach with the DSL Tigers for his fifth season, after serving as the assistant pitching coach in 2017.

Prior to his move to coaching, he most recently pitched at Triple A Toledo in the Tigers organization in 2013. He spent parts of two seasons at the Major League level with the Tigers from 2011-12, pitching in 17 games over which he posted a 2-0 record and 2.77 ERA (26.OIP/8ER).

The San Cristobal, DR native spent eight total seasons in the Tigers organization. He was originally signed by the Tigers as a non-drafted free agent on November 16, 2005.

**ROBERTO YIL****DSL Tigers1 Assistant Pitching Coach**

Yil enters his first season with the organization as the assistant pitching coach for the Dominican Summer League Tigers1 team.

Prior to joining the Tigers, he spent from 2008-2018 as an assistant pitching coach (2008-2012) and pitching coach (2013-2018) with the Tampa Bay Rays at their Dominican Academy. Before starting his coaching career, Yil was a player in the Rays system from 2004-2008.

**IVAN CONTRERAS****DSL Tigers1 Infield Coach**

Entering his third season with the Tigers, Contreras will serve as the infield coach with the DSL Tigers in 2022.

His transition to coaching follows a seven-year playing career in the Los Angeles Angels and Toronto Blue Jays systems, rising as high as Double A. Over those seven seasons he hit .258/.318/.365 in 396 games, with 59 doubles, 34 triples, six home runs and 124 RBI. He played second base and left field.

Additionally, he played four seasons for Gigantes del Cibao in the Dominican Winter League from 2009-12.

**KELY RAMOS****DSL Tigers1 Catching Instructor**

Ramos enters the 2022 season as the catching instructor for the organization's two DSL teams. This marks his fourth season since beginning his coaching career.

His transition to coaching comes after playing eight seasons in the Minor Leagues between stints in the New York (NL), Boston and Baltimore player development systems. Over that span he batted .234/.287/.375 with 46 home runs and 221 RBI in 478 games. Ramos last played in 2003 with Single A Aberdeen.







## SALVADOR PANIAGUA

### DSL Tigers2 Manager

Paniagua enters his first season with the organization and will lead DSL Tigers2. Prior to joining the Tigers, he worked with the Pittsburgh Pirates from 2017-2020, including as assistant hitting and catching coach in Double A (2019-2020), DSL hitting coach (2018) and the assistant hitting and catching coach for Single A (2017).

Additionally, he was the third base coach for Acereros de Monclova at the Mexico Winter League (2021). Paniagua played in the Boston Red Sox and New York Mets organizations from 2001-2009, reaching the Double A level. He also played in the independent Atlantic League from 2010-2016, before transitioning to coaching.



### RECORD AS A MANAGER

Year	Club	League	W	L	Pct.	Position
NO MANAGERIAL RECORD						

## LUIS MATEO

### DSL Tigers2 Hitting Coach

Mateo will coach the Tigers for his second season (third with the organization), serving as the hitting coach with DSL Tigers2.

With over 20 years of professional coaching experience, Mateo most recently served as the hitting coach with Houston's DSL affiliate from 2009-14, and again in 2018. Between his two stints with the Astros' DSL affiliate, he was the hitting coach with their GCL affiliate from 2016-17 and also with Short-Season Greenville in 2015, helping the Astros to the league title.

Prior to his time with the Astros organization, Mateo managed DSL Oakland from 2007-08, and began his coaching career in 1998 with DSL Arizona.

He signed as a player with Oakland and played two seasons (1988-89) in the Athletics Minor League system.



## WILLIAN MORENO

### DSL Tigers2 Pitching Coach

Moreno returns for his fifth year as a coach with the Tigers, and third as the pitching coach with the DSL Tigers after working as the assistant pitching coach for the DSL Tigers2 in 2018.

Prior to becoming a coach, Moreno pitched four seasons in the Tigers organization, posting a 5-5 record and 6.59 ERA over 86.0 IP with a total of 67 strikeouts. He was a member of the Tigers 2014 and 2015 Venezuelan Summer League teams that both went on to win the Venezuelan Summer League Championship.

The Maracay, VZ native originally signed with the Tigers as a non-drafted free agent in 2012.



## SOILO PERDOMO

### DSL Tigers2 Infield Coach

Perdomo will serve as a coach with the DSL Tigers in 2022, his 10th season in a full-time capacity with the organization. He began working with the Tigers during instructional league in the Dominican Republic in October of 2009.

Prior to joining the Tigers organization, Perdomo spent two seasons as a coach with the DSL Nationals (2007-08) in Washington's organization.




## SANDY ACEVEDO

### DSL Tigers2 Outfield Instructor

Acevedo returns for his sixth season working with the Tigers DSL affiliates, serving as the outfield instructor in 2022.

He previously served as a coach with DSL Tigers2 in 2018 and was the outfield coach with the DSL Tigers in 2017. The 2021 season will mark his eighth season in a full-time capacity with the organization.

Originally signed by the Tigers as a non-drafted free agent in 2010, Acevedo spent four seasons in the Tigers Minor League system (2010-13).





## TIGERS MINOR LEAGUE TRAINING STAFF



**Corey Tremble**  
Minor League  
Medical and Rehab  
Coordinator



**Manny Peña**  
Minor League Asst.  
Medical Coordinator,  
International



**Francisco Rivas**  
Minor League Strength  
and Conditioning  
Coordinator



**Ryan Maedel**  
Minor League Strength  
and Conditioning  
Coordinator



**Duncan Evans**  
Minor League  
Physical Therapist

### MINOR LEAGUE ATHLETIC TRAINERS



**Jason Schwartzman**  
Triple A Toledo



**Chris Vick**  
Double A Erie



**Sean McFarland**  
Single A West Michigan



**Erick Flores**  
Single A Lakeland



**Juan Peña**  
Florida Complex League



**Bryce Hietpas**  
DSL Tigers

### MINOR LEAGUE STRENGTH AND CONDITIONING COACHES



**Phil Hartt**  
Triple A Toledo



**Andres Rodriguez**  
Double A Erie



**Tyler Gniadek**  
Single A West Michigan



**Dax Fiore**  
Single A Lakeland



**Chris Romano**  
Florida Complex League



**Felix Ojeda**  
DSL Tigers



**Franklin Galvez**  
DSL Tigers




**Miguel Martinez**  
DSL Tigers



**MAJOR LEAGUE SCOUTING**



**Scott Bream**  
Vice President,  
Player Personnel



**Sam Menzin**  
Vice President,  
Assistant General  
Manager



**Mike Russell**  
Special Assistant  
to the GM



**Ray Crone**  
Major League  
Scout



**Jim Elliott**  
Major League  
Scout



**Kevin Ellis**  
Major League  
Scout



**Joe Ferrone**  
Major League  
Scout



**P.J. Jones**  
Major League  
Scout



**Dave Littlefield**  
Major League  
Scout



**Paul Mirocke**  
Major League  
Scout



**Jim Olander**  
Major League  
Scout



**Jim Rough**  
Major League  
Scout



**John Stockstill**  
Major League  
Scout



**Bruce Tanner**  
Major League  
Scout



**Josh Wilson**  
Major League  
Scout

**AMATEUR SCOUTING - ADMINISTRATION**



**Scott Pleis**  
Director,  
Amateur Scouting



**Cheryl Evans**  
Director, Minor  
League & Scouting  
Administration



**Eric Nieto**  
Assistant Director,  
Amateur Scouting



**Greg Bundrage**  
Coordinator,  
Amateur Scouting  
Video

**NATIONAL CROSSCHECKERS**



**Justin Henry**  
National  
Crosschecker



**Steve Hinton**  
National  
Crosschecker



**James Orr**  
National  
Crosschecker



# TIGERS SCOUTING DIRECTORY

## REGIONAL CROSSCHECKERS



**Bryson Barber**  
Central Regional  
Crosschecker



**Taylor Black**  
East Regional  
Crosschecker




**Tim Grieve**  
Midwest Regional  
Crosschecker



**Dave Lottsfeldt**  
West Regional  
Crosschecker

## AREA SCOUTS



**Nick Avila**  
S. FL,  
PR, Virgin Islands



**Jim Bretz**  
New England, NJ,  
NY, E. PA, E. Can.



**Darold Brown**  
N. CA, N. NV




**RJ Burgess**  
North/Central  
Florida



**Austin Cousino**  
MI, WI, OH,  
N. IN, N. IL



**Ryan Johnson**  
KS, NE, ND, SD,  
IA, MN, MO



**Joey Lothrop**  
AZ, UT, NM, CO,  
El Paso - TX



**Tim McWilliam**  
S. CA, HI




**Steve Pack**  
S. CA, S. NV



**Daniel Sabatino**  
S. TX



**George Schaefer**  
FL Panhandle,  
GA, SC



**Mike Smith**  
AL, MS, LA



**Steve Taylor**  
N. TX, OK, AR



**Cal Towey**  
AK, ID, MT, OR,  
WA, WY, W. Can.



**Matt Zmuda**  
VA, MD, WV, D.C.,  
DE, NC, W. PA



**Harold Zonder**  
KY, TN, S. IL, S. IN

## PART-TIME SCOUTS



**German Geigel**  
PR



**Deryl Horton**  
MI



**Mark Monahan**  
MI



**Clyde Weir**  
MI



**INTERNATIONAL SCOUTING**



**Tom Moore**  
Director,  
International  
Operations



**Miguel Garcia**  
Director,  
Latin American  
Scouting



**Rafael Gonzalez**  
Manager,  
International  
Operations



**Kevin Hooker**  
Coordinator,  
Pacific Rim  
Scouting



**Alejandro Rodriguez**  
International  
Crosschecker



**Jeff Wetherby**  
International  
Crosschecker

**LATIN AMERICAN SCOUTING**



**Oliver Arias**  
Special Assignment  
Scout, Dominican  
Republic



**Rodolfo Penalo**  
Dominican  
Republic



**Aldo Perez**  
Dominican  
Republic




**Miguel Rodriguez**  
Dominican  
Republic



**Carlos Santana**  
Dominican  
Republic



**Rudy Garcia**  
Video Assistant  
Dominican  
Republic



**Wilfredo Crespo**  
Administrator,  
Dominican Academy



**Jimmy Ortiz**  
Administrator,  
Dominican Academy



**Jesus Mendoza**  
Scouting Supervisor,  
Venezuela



**Oscar Garcia**  
Operations  
Administrator/Scout  
Venezuela



**Jhohan Acevedo**  
Venezuela



**Raul Leiva**  
Venezuela



**Jose Zambrano**  
Venezuela



**Pedro Vivas**  
Video Assistant,  
Venezuela



**Pedro Castellano**  
Mexico




**Luis Molina**  
Panama

**PACIFIC RIM SCOUTING**



**Michael Hsieh**  
Taiwan



**Kan Ikeda**  
Japan



**Ho-Kyun Im**  
Korea



## TIGERS 2021 MLB FIRST-YEAR PLAYER DRAFT

R#	Name	Pos.	Ht.	Wt.	B/T	School
1	Jackson Jobe	RHP	6-2	190	R/R	Heritage Hall High School (OK)
CBA	Ty Madden	RHP	6-3	215	R/R	University of Texas
2	Izaac Pacheco	INF	6-4	225	L/R	Friendswood High School (TX)
3	Dylan Smith	RHP	6-2	180	R/R	University of Alabama
4	Tyler Mattison	RHP	6-4	235	R/R	Bryant University
5	Tanner Kohlhepp	RHP	6-4	210	L/R	University of Notre Dame
6	Austin Murr	OF	6-2	218	L/L	North Carolina State University
7	Brant Hurter	LHP	6-6	250	L/L	Georgia Tech
8	Jordan Marks	RHP	6-2	220	L/R	University of South Carolina - Upstate
9	Garrett Burhenn	RHP	6-3	215	R/R	Ohio State University
10	Austin Schultz	OF	5-9	200	R/R	University of Kentucky
11	Josh Crouch	C	6-0	200	R/R	University of Central Florida
12	Mike Rothenberg	C	6-3	215	S/R	Duke University
13	Chris Meyers	INF	6-3	210	L/R	University of Toledo
14	RJ Petit	RHP	6-8	300	R/R	Charleston Southern University
15	Blake Holub	RHP	6-6	230	R/R	St. Edwards University
16	Jack Anderson	RHP	6-3	197	R/R	Florida State University
17	Aaron Haase	RHP	5-8	193	R/R	Wichita State University
18	Ben Malgeri	OF	6-1	215	R/R	Northeastern University
19	Justice Bigbie	INF	6-3	200	R/R	Western Carolina University
20	J.D. McLaughlin	OF	6-3	195	R/R	Central Arizona College

# TIGERS MINOR LEAGUE PLAYERS



## ACEVEDO, YONEIRY MANUEL

HEIGHT: 5-10  
 WEIGHT: 175  
 RECOMMENDED/SIGNED BY: Aldo Perez/Carlos Santana (Tigers)  
 HOW OBTAINED: Signed by the Tigers as a non-drafted free agent on July 3, 2017

BATS: S  
 THROWS: R

## SHORTSTOP

BORN: December 4, 2000 - Santo Domingo Norte, DR  
 RESIDENCE: Santo Domingo Norte, DR

## ALFONZO, ELÍEZER VICENTE

HEIGHT: 5-8  
 WEIGHT: 205  
 RECOMMENDED/SIGNED BY: Alejandro Rodriguez/Raul Leiva (Tigers)  
 HOW OBTAINED: Signed by the Tigers as a non-drafted free agent on July 4, 2016

BATS: S  
 THROWS: R

## CATCHER

BORN: September 23, 1999 - Barcelona - VZ  
 RESIDENCE: Barcelona - VZ

## ALVARADO, ELVIS

HEIGHT: 6-4  
 WEIGHT: 183  
 HOW OBTAINED: Claimed off waivers by the Tigers from Washington on December 8, 2021

BATS: R  
 THROWS: R

## RIGHTHANDED PITCHER

BORN: February 23, 1999 - San Ignacio de Sabaneta, DR  
 RESIDENCE: San Ignacio de Sabaneta, DR

## ANDERSON, JACK

HEIGHT: 6-3  
 WEIGHT: 205  
 RECOMMENDED/SIGNED BY: RJ Burgess (Tigers)  
 SCHOOL: Florida State  
 HOW OBTAINED: Signed by the Tigers in the 16th round of the 2021 MLB Draft

BATS: R  
 THROWS: R

## RIGHTHANDED PITCHER

BORN: November 23, 1999 - Tampa, FL  
 RESIDENCE: Tampa, FL

## ARRIERA, GIOVANNI (GIO) E.

HEIGHT: 6-2  
 WEIGHT: 223  
 RECOMMENDED/SIGNED BY: Nick Avila (Tigers)  
 SCHOOL: Palm Beach State  
 HOW OBTAINED: Selected by the Tigers in the fourth round of the 2017 MLB Draft

BATS: R  
 THROWS: R

## RIGHTHANDED PITCHER

BORN: June 7, 1998 - Hialeah, FL  
 RESIDENCE: Hialeah, FL

## BAEZ, JOEL MANUEL

HEIGHT: 6-4  
 WEIGHT: 185  
 RECOMMENDED/SIGNED BY: Aldo Perez/Rodolfo Perez (Tigers)  
 HOW OBTAINED: Signed by the Tigers as a non-drafted free agent on January 15, 2021

BATS: R  
 THROWS: R

## RIGHTHANDED PITCHER

BORN: August 19, 2002 - San Cristóbal, DR  
 RESIDENCE: San Cristóbal, DR

## BASS, BRADLEY (BRAJ) ALEXANDER

HEIGHT: 6-6  
 WEIGHT: 253  
 RECOMMENDED/SIGNED BY: Jeff Kunkel (Tigers)  
 SCHOOL: Notre Dame  
 HOW OBTAINED: Selected by the Tigers in the ninth round of the 2019 MLB Draft

BATS: R  
 THROWS: R

## RIGHTHANDED PITCHER

BORN: February 15, 1996 - Olympic Fields,  
 RESIDENCE:

## BASTARDO, YEREMI

HEIGHT: 5-9  
 WEIGHT: 169  
 RECOMMENDED/SIGNED BY: Jesus Mendoza (Tigers)  
 HOW OBTAINED: Signed by the Tigers as a non-drafted free agent on March 15, 2019

BATS: L  
 THROWS: L

## LEFTHANDED PITCHER

BORN: January 13, 2002 - Maturín, VZ  
 RESIDENCE: Maturín, VZ

## BASTIDAS, ABEL

HEIGHT: 6-2  
 WEIGHT: 165  
 RECOMMENDED/SIGNED BY: Jesus Mendoza (Tigers)  
 HOW OBTAINED: Signed by the Tigers as a non-drafted free agent on January 15, 2021

BATS: S  
 THROWS: R

## SHORTSTOP

BORN: November 24, 2003 - Carora, VZ  
 RESIDENCE: Carora, VZ

## BAUTISTA, SEBASTIÁN

HEIGHT: 6-3  
 WEIGHT: 215  
 RECOMMENDED/SIGNED BY: Aldo Perez/Carlos Santana (Tigers)  
 HOW OBTAINED: Signed by the Tigers as a non-drafted free agent on September 6, 2019

BATS: R  
 THROWS: R

## OUTFIELDER

BORN: May 17, 2003 -  
 RESIDENCE: Santo Domingo, DR

## BAUZA, ADOLFO ALEJANDRO

HEIGHT: 6-2  
 WEIGHT: 160  
 RECOMMENDED/SIGNED BY: Raul Leiva/Alejandro Rodriguez (Tigers)  
 HOW OBTAINED: Signed by the Tigers as a non-drafted free agent on July 5, 2017

BATS: R  
 THROWS: R

## RIGHTHANDED PITCHER

BORN: September 27, 2000 - Porlamar, VZ  
 RESIDENCE: Porlamar, VZ

## BELLORIN, LUIS ELOY

HEIGHT: 5-11  
 WEIGHT: 170  
 RECOMMENDED/SIGNED BY: Jesus Mendoza (Tigers)  
 HOW OBTAINED: Signed by the Tigers as a non-drafted free agent on August 15, 2019

BATS: R  
 THROWS: R

## RIGHTHANDED PITCHER

BORN: July 26, 2000 - Cumaná, VZ  
 RESIDENCE: Cumaná, VZ



# TIGERS MINOR LEAGUE PLAYERS

## **BENÍTEZ, LÁZARO LESTER**

**HEIGHT:** 6-0  
**WEIGHT:** 190  
**RECOMMENDED/SIGNED BY:** Oliver Arias (Tigers)  
**HOW OBTAINED:** Signed by the Tigers as a non-drafted free agent on July 4, 2018

**BATS:** R  
**THROWS:** R

## **OUTFIELDER**

**BORN:** October 15, 1999 - Pinar del Rio, CU  
**RESIDENCE:** Bonao, DR

## **BERGNER, AUSTIN**

**HEIGHT:** 6-5  
**WEIGHT:** 205  
**RECOMMENDED/SIGNED BY:** Taylor Black (Tigers)  
**SCHOOL:** University of North Carolina  
**HOW OBTAINED:** Selected by the Tigers in the ninth round of the 2019 MLB Draft

**BATS:** R  
**THROWS:** R

## **RIGHTHANDED PITCHER**

**BORN:** May 1, 1997 - Boca Raton, FL  
**RESIDENCE:** Windermere, FL

## **BIENLIEN, MICHAEL JAMES**

**HEIGHT:** 6-3  
**WEIGHT:** 222  
**RECOMMENDED/SIGNED BY:** Taylor Black (Tigers)  
**SCHOOL:** North Carolina State University  
**HOW OBTAINED:** Selected by the Tigers in the 24th round of the 2019 MLB Draft

**BATS:** R  
**THROWS:** R

## **RIGHTHANDED PITCHER**

**BORN:** March 19, 1998 - Honolulu, HI  
**RESIDENCE:** Springfield, VA

## **BIGBIE, JUSTICE**

**HEIGHT:** 6-3  
**WEIGHT:** 210  
**RECOMMENDED/SIGNED BY:** Matt Zmuda (Tigers)  
**SCHOOL:** Western Carolina  
**HOW OBTAINED:** Signed by the Tigers in the 19th round of the 2021 MLB Draft

**BATS:** R  
**THROWS:** R

## **FIRST BASEMAN**

**BORN:** January 24, 1999 - Chesapeake  
**RESIDENCE:** Chesapeake

## **BLACKWOOD, NOLAN WALLACE**

**HEIGHT:** 6-5  
**WEIGHT:** 185  
**SCHOOL:** University of Memphis  
**HOW OBTAINED:** Acquired by the Tigers along with Logan Shore from Oakland as players to be named later in exchange for Mike Fiers on August 18, 2018

**BATS:** R  
**THROWS:** R

## **RIGHTHANDED PITCHER**

**BORN:** March 16, 1995 - Memphis, TN  
**RESIDENCE:** Southaven, MS

## **BOJARSKI, ULRICH**

**HEIGHT:** 6-3  
**WEIGHT:** 190  
**RECOMMENDED/SIGNED BY:** Kevin Hooker/Glenn Williams (Tigers)  
**HOW OBTAINED:** Signed by the Tigers as a non-drafted free agent on July 27, 2016

**BATS:** R  
**THROWS:** R

## **RIGHT FIELDER**

**BORN:** September 15, 1998 - East London, South Africa  
**RESIDENCE:** Perth, AUS

## **BOLÍVAR, JESÚS HUMBERTO**

**HEIGHT:** 6-0  
**WEIGHT:** 165  
**RECOMMENDED/SIGNED BY:** Jesus Mendoza (Tigers)  
**HOW OBTAINED:** Signed by the Tigers as a non-drafted free agent on November 22, 2018

**BATS:** R  
**THROWS:** R

## **OUTFIELDER**

**BORN:** March 23, 2002 - Puerto Cabello, VZ  
**RESIDENCE:** Puerto Cabello, VZ

## **BOYER, JORGE LUIS**

**HEIGHT:** 6-4  
**WEIGHT:** 182  
**RECOMMENDED/SIGNED BY:** Jesus Mendoza/Oscar Garcia (Tigers)  
**HOW OBTAINED:** Signed by the Tigers as a non-drafted free agent on July 2, 2019

**BATS:** L  
**THROWS:** L

## **LEFTHANDED PITCHER**

**BORN:** April 15, 2003 - Barlovento, VZ  
**RESIDENCE:** Barlovento, VZ

## **BRAVO, YOAN ENRIQUE**

**HEIGHT:** 6-1  
**WEIGHT:** 165  
**RECOMMENDED/SIGNED BY:** Jesus Mendoza (Tigers)  
**HOW OBTAINED:** Signed by the Tigers as a non-drafted free agent on July 2, 2018

**BATS:** R  
**THROWS:** R

## **SHORTSTOP**

**BORN:** October 14, 2001 - Maracaibo, VZ  
**RESIDENCE:** Maracaibo, VZ

## **BRETE, JAISON**

**HEIGHT:** 6-1  
**WEIGHT:** 160  
**RECOMMENDED/SIGNED BY:** Aldo Perez/Miguel Rodriguez (Tigers)  
**HOW OBTAINED:** Signed by the Tigers as a Minor League free agent on January 28, 2019

**BATS:** R  
**THROWS:** R

## **RIGHTHANDED PITCHER**

**BORN:** April 27, 2001 - San Pedro de Macoris, DR  
**RESIDENCE:** San Pedro de Macoris, DR

## **BRICENO, IGNACIO DE JESUS**

**HEIGHT:** 5-11  
**WEIGHT:** 155  
**RECOMMENDED/SIGNED BY:** Delvis Pacheco/Jesus Mendoza (Tigers)  
**HOW OBTAINED:** Signed by the Tigers as a non-drafted free agent on October 30, 2019

**BATS:** L  
**THROWS:** L

## **LEFTHANDED PITCHER**

**BORN:** June 4, 2001 - Cabimas, VZ  
**RESIDENCE:** Cabimas, VZ

## **BRICEÑO, JOSUE**

**HEIGHT:** 6-4  
**WEIGHT:** 200  
**RECOMMENDED/SIGNED BY:** Jesus Mendoza/Delvis Pacheco/José Zambrano (Tigers)  
**HOW OBTAINED:** Signed by the Tigers as a non-drafted free agent on January 17, 2022

**BATS:** L  
**THROWS:** R

## **CATCHER**

**BORN:** Septeber 23, 2004 - Maracay, VZ  
**RESIDENCE:** La Victoria, VZ



# TIGERS MINOR LEAGUE PLAYERS



## BURHENN, GARRETT

HEIGHT: 6-3  
 WEIGHT: 210  
**RECOMMENDED/SIGNED BY:** Austin Cousino (Tigers)  
**SCHOOL:** Ohio State  
**HOW OBTAINED:** Selected by the Tigers in the ninth round of the 2021 MLB Draft

**BATS:** R  
**THROWS:** R

## RIGHTHANDED PITCHER

**BORN:** September 12, 1999 - Indianapolis, IN  
**RESIDENCE:** Indianapolis, IN

## CABRERA, DANIEL (DANNY) REED

HEIGHT: 6-1  
 WEIGHT: 201  
**RECOMMENDED/SIGNED BY:** Mike Smith (Tigers)  
**SCHOOL:** Louisiana State University  
**HOW OBTAINED:** Selected by the Tigers in the second round of the 2020 MLB Draft

**BATS:** L  
**THROWS:** L

## OUTFIELDER

**BORN:** September 5, 1998 - New Orleans, LA  
**RESIDENCE:** Baton Rouge, LA

## CALDERÓN, CÉSAR EMILIO

HEIGHT: 6-2  
 WEIGHT: 170  
**RECOMMENDED/SIGNED BY:** Aldo Perez/Carlos Santana (Tigers)  
**HOW OBTAINED:** Signed by the Tigers as a non-drafted free agent on April 25, 2019

**BATS:** R  
**THROWS:** R

## SHORTSTOP

**BORN:** November 1, 2001 - Santo Domingo, DR  
**RESIDENCE:** Santo Domingo, DR

## CALZADILLA, CRISTIAN YSLEIKER

HEIGHT: 5-10  
 WEIGHT: 160  
**RECOMMENDED/SIGNED BY:** Jesus Mendoza/Oscar Garcia (Tigers)  
**HOW OBTAINED:** Signed by the Tigers as a non-drafted free agent on July 2, 2018

**BATS:** R  
**THROWS:** R

## CATCHER

**BORN:** October 17, 2001 - Caracas, VZ  
**RESIDENCE:** Miranda, VZ

## CAMPBELL, CLAYTON

HEIGHT: 6-0  
 WEIGHT: 200  
**RECOMMENDED/SIGNED BY:** Kevin Hooker (Tigers)  
**HOW OBTAINED:** Signed by the Tigers as a non-drafted free agent on December 10, 2021.

**BATS:** R  
**THROWS:** R

## INFIELDER

**BORN:** September 11, 2003 - Auckland, NZ  
**RESIDENCE:** Sydney, AUS

## CAMPOS, ROBERTO CARLOS

HEIGHT: 6-3  
 WEIGHT: 200  
**RECOMMENDED/SIGNED BY:** Oliver Arias/Aldo Perez (Tigers)  
**HOW OBTAINED:** Signed by the Tigers as a non-drafted free agent on July 2, 2019

**BATS:** R  
**THROWS:** R

## OUTFIELDER

**BORN:** June 14, 2003 - Havana, CU  
**RESIDENCE:** Juan Dolio, DR

## CAMPOS, ULICES

HEIGHT: 5-10  
 WEIGHT: 185  
**RECOMMENDED/SIGNED BY:** Aldo Perez/Carlos Santana (Tigers)  
**HOW OBTAINED:** Signed by the Tigers as a non-drafted free agent on February 18, 2020

**BATS:** R  
**THROWS:** R

## RIGHTHANDED PITCHER

**BORN:** December 14, 2001 - Tamayo, DR  
**RESIDENCE:** Tamayo, DR

## CARDOZO, JOSÉ

HEIGHT: 5-10  
 WEIGHT: 150  
**RECOMMENDED/SIGNED BY:** Jesús Mendoza/Delvis Pacheco (Tigers)  
**HOW OBTAINED:** signed by the Tigers as a non-drafted free agent on May 10, 2021

**BATS:** R  
**THROWS:** R

## INFIELDER

**BORN:** September 18, 2003 - Valencia, VZ  
**RESIDENCE:** Valencia, VZ

## CARPENTER, KERRY WILLIAM

HEIGHT: 6-2  
 WEIGHT: 220  
**RECOMMENDED/SIGNED BY:** Matt Zmuda (Tigers)  
**SCHOOL:** Virginia Tech  
**HOW OBTAINED:** Selected by the Tigers in the 19th round of the 2019 MLB Draft

**BATS:** L  
**THROWS:** R

## OUTFIELDER

**BORN:** September 2, 1995 - Eustis, FL  
**RESIDENCE:** Eustis, FL

## CASTILLO, RAYNER RAFAEL

HEIGHT: 6-3  
 WEIGHT: 180  
**RECOMMENDED/SIGNED BY:** Aldo Perez (Tigers)  
**HOW OBTAINED:** Signed by the Tigers as a non-drafted free agent on January 15, 2021

**BATS:** R  
**THROWS:** R

## RIGHTHANDED PITCHER

**BORN:** June 30, 2004 - Montecristi, DR  
**RESIDENCE:** Montecristi, DR

## CHACON, ESNEY RAFAEL

HEIGHT: 6-1  
 WEIGHT: 160  
**RECOMMENDED/SIGNED BY:** Alejandro Rodriguez/Raul Leiva (Tigers)  
**HOW OBTAINED:** Signed by the Tigers as a non-drafted free agent on July 4, 2016

**BATS:** R  
**THROWS:** R

## OUTFIELDER

**BORN:** March 17, 2000 - Puerto La Cruz, VZ  
**RESIDENCE:** La Asuncion, VZ

## CHALAS, RONNY

HEIGHT: 5-10  
 WEIGHT: 162  
**RECOMMENDED/SIGNED BY:** Aldo Perez/Carlos Santana (Tigers)  
**HOW OBTAINED:** Signed by the Tigers as a non-drafted free agent on November 11, 2019

**BATS:** R  
**THROWS:** R

## RIGHTHANDED PITCHER

**BORN:** August 19, 2002 - Samaná, DR  
**RESIDENCE:** Santo Domingo, DR



# TIGERS MINOR LEAGUE PLAYERS

## CHENTOUF, YASIN (YAYA)

HEIGHT: 5-9  
 WEIGHT: 170  
**BATS:** R  
**THROWS:** R  
**RECOMMENDED/SIGNED BY:** Brad Fidler (Tigers)  
**SCHOOL:** University of Pittsburgh  
**HOW OBTAINED:** Selected by the Tigers in the 36th round of the 2018 MLB Draft

## RIGHTHANDED PITCHER

**BORN:** June 18, 1997 - Orlando, FL  
**RESIDENCE:** Ocoee, FL

## CORDERO, JUAN ERNESTO

HEIGHT: 6-0  
 WEIGHT: 165  
**BATS:** R  
**THROWS:** R  
**RECOMMENDED/SIGNED BY:** Jesus Mendoza (Tigers)  
**HOW OBTAINED:** Signed by the Tigers as a non-drafted free agent on December 18, 2018

## RIGHTHANDED PITCHER

**BORN:** July 24, 2002 - Acarigua, VZ  
**RESIDENCE:** Araure, VZ

## CROSBY, OREW

HEIGHT: 6-0  
 WEIGHT: 196  
**BATS:** R  
**THROWS:** L  
**RECOMMENDED/SIGNED BY:** Harold Zonder (Tigers)  
**SCHOOL:** University of Memphis  
**HOW OBTAINED:** Selected by the Tigers in the 26th round of the 2017 MLB Draft

## LEFTHANDED PITCHER

**BORN:** November 16, 1995 - Southaven, MS  
**RESIDENCE:** Memphis, TN

## CROUCH, JOSH

HEIGHT: 6-1  
 WEIGHT: 205  
**BATS:** R  
**THROWS:** R  
**RECOMMENDED/SIGNED BY:** R.J. Burgess (Tigers)  
**SCHOOL:** Central Florida University  
**HOW OBTAINED:** Selected by the Tigers in the 11th round of the 2021 MLB Draft

## CATCHER

**BORN:** December 7, 1998 - Sebring, FL  
**RESIDENCE:** Seabring, FL

## CRUZ, ANGEL ENRIQUE

HEIGHT: 5-11  
 WEIGHT: 165  
**BATS:** R  
**THROWS:** R  
**RECOMMENDED/SIGNED BY:** Aldo Perez/Carlos Santana (Tigers)  
**HOW OBTAINED:** Signed by the Tigers as a non-drafted free agent on July 2, 2018

## INFIELDER

**BORN:** September 17, 2001 - Fantino, DR  
**RESIDENCE:** Fantino, DR

## CRUZ, JESUS ANTONIO

HEIGHT: 6-4  
 WEIGHT: 185  
**BATS:** R  
**THROWS:** R  
**RECOMMENDED/SIGNED BY:** Aldo Perez/Miguel Rodriguez (Tigers)  
**HOW OBTAINED:** Signed by the Tigers as a non-drafted free agent on August 8, 2018

## RIGHTHANDED PITCHER

**BORN:** October 8, 2000 - Moca, DR  
**RESIDENCE:** Moca, DR

## CRUZ, TREI JOSE

HEIGHT: 6-2  
 WEIGHT: 204  
**BATS:** S  
**THROWS:** R  
**SCHOOL:** Rice University  
**RECOMMENDED/SIGNED BY:** Bryce Mosier (Tigers)  
**HOW OBTAINED:** Selected by the Tigers in the third round of the 2020 MLB Draft

## SHORTSTOP

**BORN:** July 5, 1998 - Toronto, ON, CAN  
**RESIDENCE:** Houston, TX

## DA SILVA, ALEXSSON JESUS

HEIGHT: 6-2  
 WEIGHT: 180  
**BATS:** R  
**THROWS:** R  
**RECOMMENDED/SIGNED BY:** Alejandro Rodriguez (Tigers)  
**HOW OBTAINED:** Signed by the Tigers as a non-drafted free agent on August 15, 2019

## RIGHTHANDED PITCHER

**BORN:** September 2, 2002 - Valles del Tuy, VZ  
**RESIDENCE:** Valles del Tuy, VZ

## DAVILA, NICHOLAS (NICK)

HEIGHT: 6-3  
 WEIGHT: 204  
**BATS:** R  
**THROWS:** R  
**SCHOOL:** University of South Florida  
**RECOMMENDED/SIGNED BY:** R.J. Burgess (Tigers)  
**HOW OBTAINED:** Signed by the Tigers as a non-drafted free agent on July 7, 2020

## RIGHTHANDED PITCHER

**BORN:** November 21, 1998 - Hialeah, FL  
**RESIDENCE:** Hialeah, FL

## DE LA CRUZ, DANEURYS

HEIGHT: 5-11  
 WEIGHT: 160  
**BATS:** R  
**THROWS:** R  
**RECOMMENDED/SIGNED BY:** Aldo Perez/Miguel Rodriguez (Tigers)  
**HOW OBTAINED:** Signed by the Tigers as a non-drafted free agent on May 26, 2018

## CATCHER

**BORN:** April 27, 2001 - Monte Plata, DR  
**RESIDENCE:** Santo Domingo, DR

## DE LA CRUZ, JOSE ENRIQUE

HEIGHT: 6-0  
 WEIGHT: 190  
**BATS:** R  
**THROWS:** R  
**RECOMMENDED/SIGNED BY:** Aldo Perez/Carlos Santana (Tigers)  
**HOW OBTAINED:** Signed by the Tigers as a non-drafted free agent on July 3, 2018

## OUTFIELDER

**BORN:** January 3, 2002 - Fantino, DR  
**RESIDENCE:** Fantino, DR

# TIGERS MINOR LEAGUE PLAYERS



## DE LA ROSA, ERIC LUIS

**HEIGHT:** 6-4  
**WEIGHT:** 175  
**RECOMMENDED/SIGNED BY:** Steve Pack (Tigers)  
**SCHOOL:** Grossmont Junior College (CA)  
**HOW OBTAINED:** Selected by the Tigers in the seventh round of the 2018 MLB Draft

**BATS:** R  
**THROWS:** R

## CENTER FIELDER

**BORN:** June 3, 1997 - San Diego, CA  
**RESIDENCE:** Lemon Grove, CA

## DE LEON, JENSY JOSE

**HEIGHT:** 6-0  
**WEIGHT:** 175  
**RECOMMENDED/SIGNED BY:** Aldo Perez/Carlos Santana (Tigers)  
**HOW OBTAINED:** Signed by the Tigers as a non-drafted free agent on January 15, 2021

**BATS:** R  
**THROWS:** R

## INFIELDER

**BORN:** May 14, 2004 - La Romana, DR  
**RESIDENCE:** La Romana, DR

## DE LEON, LUIS ENRIQUE

**HEIGHT:** 6-0  
**WEIGHT:** 170  
**RECOMMENDED/SIGNED BY:** Aldo Perez/Rodolfo Penalo (Tigers)  
**HOW OBTAINED:** Signed by the Tigers as a non-drafted free agent on November 23, 2018

**BATS:** R  
**THROWS:** R

## RIGHTHANDED PITCHER

**BORN:** May 22, 2000 - Barahona, DR  
**RESIDENCE:** Barahona, DR

## DE LOS SANTOS, RAUBY

**HEIGHT:** 5-11  
**WEIGHT:** 155  
**RECOMMENDED/SIGNED BY:** Aldo Perez/Rodolfo Penalo (Tigers)  
**HOW OBTAINED:** Signed by the Tigers as a non-drafted free agent on July 2, 2019

**BATS:** L  
**THROWS:** L

## SHORTSTOP

**BORN:** March 18, 2003 - San Cristobal, DR  
**RESIDENCE:** San Cristobal, DR

## DELLINGER, JACK GORDON

**HEIGHT:** 6-6  
**WEIGHT:** 225  
**RECOMMENDED/SIGNED BY:** Matthew Zmuda (Tigers)  
**SCHOOL:** Virginia Tech  
**HOW OBTAINED:** Selected by the Tigers in the 32nd round of the 2019 MLB Draft

**BATS:** R  
**THROWS:** R

## RIGHTHANDED PITCHER

**BORN:** February 12, 1998 - Bellevue, WA  
**RESIDENCE:** Seattle, WA

## DI MONTE, DANIELE

**HEIGHT:** 6-2  
**WEIGHT:** 187  
**RECOMMENDED/SIGNED BY:** Jeff Wetherby (Tigers)  
**HOW OBTAINED:** Signed by the Tigers as a non-drafted free agent on December 18, 2018

**BATS:** R  
**THROWS:** R

## RIGHTHANDED PITCHER

**BORN:** February 16, 2002 - Monfalcone, Italy  
**RESIDENCE:** Ronchi dei Legionari, Italy

## DÍAZ, JOSÉ AMADO

**HEIGHT:** 6-5  
**WEIGHT:** 200  
**RECOMMENDED/SIGNED BY:** Aldo Perez/Carlos Santana (Tigers)  
**HOW OBTAINED:** Signed by the Tigers as a non-drafted free agent on November 29, 2017

**BATS:** R  
**THROWS:** R

## RIGHTHANDED PITCHER

**BORN:** May 12, 2000 - Nagua, DR  
**RESIDENCE:** Nagua, DR

## DÍAZ, YIMMY ANTHONY

**HEIGHT:** 5-10  
**WEIGHT:** 155  
**RECOMMENDED/SIGNED BY:** Jesus Mendoza (Tigers)  
**HOW OBTAINED:** Signed by the Tigers as a non-drafted free agent on January 16, 2021

**BATS:** S  
**THROWS:** R

## SHORTSTOP

**BORN:** February 19, 2004 - Puerto Ordaz, VZ  
**RESIDENCE:** Puerto Cabello, VZ

## DOMINGUEZ, ANTONIO JESUS

**HEIGHT:** 5-9  
**WEIGHT:** 150  
**RECOMMENDED/SIGNED BY:** Oscar Garcia/Jesus Mendoza (Tigers)  
**HOW OBTAINED:** Signed by the Tigers as a non-drafted free agent on July 5, 2017

**BATS:** R  
**THROWS:** R

## SHORTSTOP

**BORN:** April 25, 2001 - Cua, VZ  
**RESIDENCE:** Cua, VZ

## ESTEVEZ, GEURY ANTONIO

**HEIGHT:** 6-0  
**WEIGHT:** 180  
**RECOMMENDED/SIGNED BY:** Aldo Perez/Carlos Santana (Tigers)  
**HOW OBTAINED:** Signed by the Tigers as a non-drafted free agent on July 2, 2018

**BATS:** S  
**THROWS:** R

## SHORTSTOP

**BORN:** February 20, 2002 - Santo Domingo, DR  
**RESIDENCE:** Santo Domingo, DR

## FANA, NDMAR ALEXANDER

**HEIGHT:** 5-11  
**WEIGHT:** 185  
**RECOMMENDED/SIGNED BY:** Aldo Perez/Carlos Santana/Miguel Rodriguez (Tigers)  
**HOW OBTAINED:** Signed by the Tigers as a non-drafted free agent on February 15, 2020

**BATS:** S  
**THROWS:** R

## OUTFIELDER

**BORN:** September 28, 2002 - Santo Domingo Este, DR  
**RESIDENCE:** Santo Domingo Este, DR

## FENELON, WILMER

**HEIGHT:** 6-3  
**WEIGHT:** 170  
**RECOMMENDED/SIGNED BY:** Aldo Perez/Miguel Rodriguez (Tigers)  
**HOW OBTAINED:** Signed by the Tigers as a non-drafted free agent on September 30, 2017

**BATS:** R  
**THROWS:** R

## RIGHTHANDED PITCHER

**BORN:** October 18, 2000 - Santo Domingo, DR  
**RESIDENCE:** Santo Domingo, DR



# TIGERS MINOR LEAGUE PLAYERS

## FENELON, WILMER ANTONIO

**HEIGHT:** 6-3  
**WEIGHT:** 194  
**RECOMMENDED/SIGNED BY:** Aldo Perez/Carlos Santana (Tigers)  
**HOW OBTAINED:** Signed by the Tigers as a non-drafted free agent on July 2, 2019

**BATS:** R  
**THROWS:** R

## RIGHTHANDED PITCHER

**BORN:** June 12, 2003 - Santo Domingo Centro, DR  
**RESIDENCE:** Santo Domingo Centro, DR

## FERNANDEZ, CHAVEZ

**HEIGHT:** 6-3  
**WEIGHT:** 205  
**RECOMMENDED/SIGNED BY:** R.J. Burgess (Tigers)  
**SCHOOL:** Polk State Junior College (FL)  
**HOW OBTAINED:** Selected by the Tigers in the 35th round of the 2018 MLB Draft

**BATS:** R  
**THROWS:** R

## RIGHTHANDED PITCHER

**BORN:** July 7, 1997 - Freeport, Bahamas  
**RESIDENCE:** Freeport, Bahamas

## FIGUEROA, ADONIS

**HEIGHT:** 6-2  
**WEIGHT:** 170  
**RECOMMENDED/SIGNED BY:** Aldo Perez/Carlos Santana (Tigers)  
**HOW OBTAINED:** Signed by the Tigers as a non-drafted free agent on July 4, 2017

**BATS:** L  
**THROWS:** L

## OUTFIELDER

**BORN:** May 5, 2001 - Santo Domingo, DR  
**RESIDENCE:** Santo Domingo, DR

## FLORES, WILMER DE JESUS

**HEIGHT:** 6-4  
**WEIGHT:** 244  
**RECOMMENDED/SIGNED BY:** Joey Lothrop (Tigers)  
**SCHOOL:** Arizona Western JC  
**HOW OBTAINED:** Signed by the Tigers as a non-drafted free agent on July 8, 2020

**BATS:** R  
**THROWS:** R

## RIGHTHANDED PITCHER

**BORN:** February 20, 2001 - Valencia, VZ  
**RESIDENCE:** Southwest Ranches, FL

## FLORIAN, JOSÉ

**HEIGHT:** 5-11  
**WEIGHT:** 155  
**RECOMMENDED/SIGNED BY:** Oliver Arias (Tigers)  
**HOW OBTAINED:** Signed by the Tigers as a non-drafted free agent on January 16, 2022

**BATS:** R  
**THROWS:** R

## RIGHTHANDED PITCHER

**BORN:** February 3, 2004 - Villa Jaragua, DR  
**RESIDENCE:** Villa Jaragua, DR

## GARCÍA, PEDRO ISMAEL

**HEIGHT:** 6-1  
**WEIGHT:** 170  
**RECOMMENDED/SIGNED BY:** Raul Leiva/Alejandro Rodriguez (Tigers)  
**HOW OBTAINED:** Signed by the Tigers as a non-drafted free agent on July 5, 2017

**BATS:** R  
**THROWS:** R

## CATCHER

**BORN:** May 22, 2001 - Carúpano, VZ  
**RESIDENCE:** Carúpano, VZ

## GARCIA, PEDRO

**HEIGHT:** 6-1  
**WEIGHT:** 190  
**RECOMMENDED/SIGNED BY:** Aldo Pérez/Oliver Arias  
**HOW OBTAINED:** Signed by the Tigers as a non-drafted free agent on August 27, 2021

**BATS:** R  
**THROWS:** R

## RIGHTHANDED PITCHER

**BORN:** February 27, 2002 - Santo Domingo Centro, DR  
**RESIDENCE:** Santo Domingo Centro, DR

## GARDEA, DARIO EMMANUEL

**HEIGHT:** 6-2  
**WEIGHT:** 210  
**RECOMMENDED/SIGNED BY:** Alejandro Rodriguez (Tigers)  
**HOW OBTAINED:** Signed by the Tigers as a non-drafted free agent on January 11, 2018

**BATS:** R  
**THROWS:** R

## RIGHTHANDED PITCHER

**BORN:** January 29, 1999 - Chihuahua, MEX  
**RESIDENCE:** Chihuahua, MEX

## GIL, SAMUEL

**HEIGHT:** 5-9  
**WEIGHT:** 165  
**RECOMMENDED/SIGNED BY:** Jesus Mendoza/Raúl Leiva (Tigers)  
**HOW OBTAINED:** Signed by the Tigers as a non-drafted free agent on January 17, 2022

**BATS:** R  
**THROWS:** R

## SHORTSTOP

**BORN:** November 1 2004 - Anaco, VZ  
**RESIDENCE:** Barcelona, VZ

## GONZALEZ, ALVARO EMILIO

**HEIGHT:** 6-0  
**WEIGHT:** 170  
**RECOMMENDED/SIGNED BY:** Jesus Mendoza/Alejandro Rodriguez (Tigers)  
**HOW OBTAINED:** Signed by the Tigers as a non-drafted free agent on July 5, 2017

**BATS:** S  
**THROWS:** R

## SHORTSTOP

**BORN:** September 16, 2000 - Carabobo, VZ  
**RESIDENCE:** Carabobo, VZ

## GONZALEZ, ELIEZER

**HEIGHT:** 6-1  
**WEIGHT:** 160  
**RECOMMENDED/SIGNED BY:** Aldo Perez/Edward Burgos (Tigers)  
**HOW OBTAINED:** Signed by the Tigers as a non-drafted free agent on December 13, 2019

**BATS:** L  
**THROWS:** L

## RIGHTHANDED PITCHER

**BORN:** December 21, 2000 - San Jose de Ocoa, DR  
**RESIDENCE:** San Jose de Ocoa, DR

## GREEN, MAX

**HEIGHT:** 6-1  
**WEIGHT:** 175  
**RECOMMENDED/SIGNED BY:** Tim McWilliam (Tigers)  
**SCHOOL:** Pepperdine University  
**HOW OBTAINED:** Selected by the Tigers in the eighth round of the 2017 MLB Draft

**BATS:** L  
**THROWS:** L

## LEFTHANDED PITCHER

**BORN:** May 28, 1996 - Torrance, CA  
**RESIDENCE:** Rolling Hills Estate, CA

# TIGERS MINOR LEAGUE PLAYERS



## GUZMAN, CARLOS ALBERTO

**HEIGHT:** 6-1      **BATS:** R  
**WEIGHT:** 170      **THROWS:** R  
**RECOMMENDED/SIGNED BY:** Alejandro Rodriguez/Delvis Pacheco (Tigers)  
**HOW OBTAINED:** Signed by the Tigers as a non-drafted free agent on March 4, 2015

## RIGHTHANDED PITCHER

**BORN:** May 16, 1998 - Maracay, VZ  
**RESIDENCE:** Aragua, VZ

## HAASE, AARON

**HEIGHT:** 5-8      **BATS:** R  
**WEIGHT:** 190      **THROWS:** R  
**RECOMMENDED/SIGNED BY:** Ryan Johnson (Tigers)  
**SCHOOL:** Wichita State University  
**HOW OBTAINED:** Selected by the Tigers in the 17th round of the 2021 MLB Draft

## RIGHTHANDED PITCHER

**BORN:** May 24, 2000 - Amarillo, TX  
**RESIDENCE:** Amarillo, TX

## HERNANDEZ, WILKEL FERNANDO

**HEIGHT:** 6-3      **BATS:** R  
**WEIGHT:** 160      **THROWS:** R  
**HOW OBTAINED:** Acquired by the Tigers along with Troy Montgomery from Los Angeles (AL) in exchange for Ian Kinsler on December 13, 2017

## RIGHTHANDED PITCHER

**BORN:** April 13, 1999 - La Carlota, VZ  
**RESIDENCE:** Miranda, VZ

## HERRERA, JUAN DANIEL

**HEIGHT:** 6-3      **BATS:** R  
**WEIGHT:** 170      **THROWS:** R  
**RECOMMENDED/SIGNED BY:** Jesus Mendoza/Delvis Pacheco (Tigers)  
**HOW OBTAINED:** Signed by the Tigers as a non-drafted free agent on November 8, 2018

## RIGHTHANDED PITCHER

**BORN:** September 24, 2001 - Higuero, VZ  
**RESIDENCE:** Puerto Cabello, VZ

## HERRERA, MARTIN MIGUEL

**HEIGHT:** 6-0      **BATS:** L  
**WEIGHT:** 175      **THROWS:** R  
**RECOMMENDED/SIGNED BY:** Alejandro Rodriguez (Tigers)  
**HOW OBTAINED:** Signed by the Tigers as a non-drafted free agent on January 11, 2018

## RIGHTHANDED PITCHER

**BORN:** September 22, 2000 - Minatitlán, MEX  
**RESIDENCE:** Minatitlán, MEX

## HESS, ZACK

**HEIGHT:** 6-5      **BATS:** R  
**WEIGHT:** 220      **THROWS:** R  
**RECOMMENDED/SIGNED BY:** Mike Smith (Tigers)  
**SCHOOL:** Louisiana State University  
**HOW OBTAINED:** Selected by the Tigers in the 7th round of the 2019 MLB Draft

## RIGHTHANDED PITCHER

**BORN:** February 25, 1997 - Lynchburg, VA  
**RESIDENCE:** Lynchburg, VA

## HOLTON, JAKE WARNER

**HEIGHT:** 6-0      **BATS:** R  
**WEIGHT:** 210      **THROWS:** R  
**RECOMMENDED/SIGNED BY:** Ryan Johnson (Tigers)  
**SCHOOL:** Creighton University  
**HOW OBTAINED:** Selected by the Tigers in the 10th round of the 2019 MLB Draft

## FIRST BASEMAN

**BORN:** March 2, 1998 - San Jose, CA  
**RESIDENCE:** Los Gatos, CA

## HOLLIB, BLAKE

**HEIGHT:** 6-6      **BATS:** R  
**WEIGHT:** 230      **THROWS:** R  
**RECOMMENDED/SIGNED BY:** George Schaefer (Tigers)  
**SCHOOL:** St. Edward's University  
**HOW OBTAINED:** Selected by the Tigers in the 15th round of the 2021 MLB Draft

## RIGHTHANDED PITCHER

**BORN:** October 23, 1998 - Houston, TX  
**RESIDENCE:** Houston, TX

## HOUSTON, ZACHARY (ZAC) MATTHEW

**HEIGHT:** 6-5      **BATS:** R  
**WEIGHT:** 240      **THROWS:** R  
**RECOMMENDED/SIGNED BY:** Justin Henry (Tigers)  
**SCHOOL:** Mississippi State University  
**HOW OBTAINED:** Selected by the Tigers in the 11th round of the 2016 MLB Draft

## RIGHTHANDED PITCHER

**BORN:** November 30, 1994 - Slidell, LA  
**RESIDENCE:** Poplarville, MS

## HURTADO, RICARDO ANDRES

**HEIGHT:** 5-10      **BATS:** R  
**WEIGHT:** 180      **THROWS:** R  
**RECOMMENDED/SIGNED BY:** Delvis Pacheco/Jesus Mendoza (Tigers)  
**HOW OBTAINED:** Signed by the Tigers as a non-drafted free agent on July 4, 2019

## CATCHER

**BORN:** May 23, 2003 - Carabobo, VZ  
**RESIDENCE:** Carabobo, VZ

## HURTER, BRANT

**HEIGHT:** 6-6      **BATS:** L  
**WEIGHT:** 255      **THROWS:** L  
**RECOMMENDED/SIGNED BY:** Bryson Barber (Tigers)  
**SCHOOL:** Georgia Tech  
**HOW OBTAINED:** Selected by the Tigers in the seventh round of the 2021 MLB Draft

## LEFTHANDED PITCHER

**BORN:** September 6, 1998 - Canton, OH  
**RESIDENCE:** Canton, OH



# TIGERS MINOR LEAGUE PLAYERS

## IBARRA, EDGARDO GABRIEL

**HEIGHT:** 6-0  
**WEIGHT:** 160  
**RECOMMENDED/SIGNED BY:** Delyvis Pacheco/Jesus Mendoza (Tigers)  
**HOW OBTAINED:** Signed by the Tigers as a non-drafted free agent on July 4, 2019

**BATS:** L  
**THROWS:** L

## LEFTHANDED PITCHER

**BORN:** June 2, 2003 - Carabobo, VZ  
**RESIDENCE:** Carabobo, VZ

## IRIGOYEN, CARLOS EDUARDO

**HEIGHT:** 6-2  
**WEIGHT:** 165  
**RECOMMENDED/SIGNED BY:** Delyvis Pacheco/Alejandro Rodriguez (Tigers)  
**HOW OBTAINED:** Signed by the Tigers as a non-drafted free agent on July 5, 2017

**BATS:** R  
**THROWS:** R

## INFIELDER

**BORN:** March 21, 2001 - Carabobo, VZ  
**RESIDENCE:** Carabobo, VZ

## JIMÉNEZ, FRANCISCO ALBERTO

**HEIGHT:** 6-2  
**WEIGHT:** 194  
**RECOMMENDED/SIGNED BY:** Aldo Perez/Alejandro Rodriguez (Tigers)  
**HOW OBTAINED:** Signed by the Tigers as a non-drafted free agent on December 8, 2017

**BATS:** R  
**THROWS:** R

## RIGHANDED PITCHER

**BORN:** March 23, 1999 - La Romana, DR  
**RESIDENCE:** La Romana, DR

## JIMÉNEZ, MARCO ANTONIO

**HEIGHT:** 6-0  
**WEIGHT:** 165  
**RECOMMENDED/SIGNED BY:** Ramon Perez/Aldo Perez (Tigers)  
**HOW OBTAINED:** Signed by the Tigers as a non-drafted free agent on September 30, 2016

**BATS:** R  
**THROWS:** R

## RIGHANDED PITCHER

**BORN:** December 6, 1999 - San Francisco De Macoris, DR  
**RESIDENCE:** San Francisco De Macoris, DR

## JOBE, JACKSON

**HEIGHT:** 6-2  
**WEIGHT:** 190  
**RECOMMENDED/SIGNED BY:** Steve Taylor (Tigers)  
**SCHOOL:** Heritage Hall High School, OK  
**HOW OBTAINED:** Selected by the Tigers in the first round (third overall) of the 2021 MLB Draft

**BATS:** R  
**THROWS:** R

## RIGHANDED PITCHER

**BORN:** July 30, 2002 - Irving, TX  
**RESIDENCE:** Oklahoma City, OK

## JOHNSON, COOPER

**HEIGHT:** 6-0  
**WEIGHT:** 215  
**RECOMMENDED/SIGNED BY:** Mike Smith (Tigers)  
**SCHOOL:** University of Mississippi  
**HOW OBTAINED:** Selected by the Tigers in the sixth round of the 2019 MLB Draft

**BATS:** R  
**THROWS:** R

## CATCHER

**BORN:** April 25, 1998 - Los Angeles, CA  
**RESIDENCE:** Mundelein, IL

## JOYCE, COREY AUSTIN

**HEIGHT:** 6-1  
**WEIGHT:** 190  
**RECOMMENDED/SIGNED BY:** Taylor Black (Tigers)  
**SCHOOL:** North Carolina Central University  
**HOW OBTAINED:** Selected by the Tigers in the 12th round of the 2019 MLB Draft

**BATS:** R  
**THROWS:** R

## SHORTSTOP

**BORN:** August 19, 1998 - Lexington, NC  
**RESIDENCE:** Lexington, NC

## KEITH, COLTEN (COLT) THOMAS

**HEIGHT:** 6-3  
**WEIGHT:** 211  
**RECOMMENDED/SIGNED BY:** Mike Smith (Tigers)  
**SCHOOL:** Biloxi HS (MS)  
**HOW OBTAINED:** Selected by the Tigers in the fifth round of the 2020 MLB Draft

**BATS:** L  
**THROWS:** R

## THIRD BASEMAN

**BORN:** August 14, 2001 - Zanesville, OH  
**RESIDENCE:** Biloxi, MS

## KING, JOSE MANUEL

**HEIGHT:** 6-0  
**WEIGHT:** 160  
**HOW OBTAINED:** Acquired by the Tigers along with Sergio Alcántara and Dawel Lugo from Arizona in exchange for J.D. Martinez on July 18, 2017.

**BATS:** L  
**THROWS:** R

## SHORTSTOP

**BORN:** January 16, 1999 - La Romana, DR  
**RESIDENCE:** La Romana, DR

## KIRBY, CHANCE WESLEY

**HEIGHT:** 5-11  
**WEIGHT:** 195  
**RECOMMENDED/SIGNED BY:** Matt Lea (Tigers)  
**SCHOOL:** University of Texas at San Antonio  
**HOW OBTAINED:** Selected by the Tigers in the 25th round of the 2018 MLB Draft

**BATS:** R  
**THROWS:** R

## RIGHANDED PITCHER

**BORN:** July 19, 1995 - Austin, TX  
**RESIDENCE:** San Antonio, TX

## KOHLHEPP, TANNER

**HEIGHT:** 6-3  
**WEIGHT:** 205  
**RECOMMENDED/SIGNED BY:** Austin Cousino (Tigers)  
**SCHOOL:** University of Notre Dame  
**HOW OBTAINED:** Selected by the Tigers in the fifth round of the 2021 MLB Draft

**BATS:** L  
**THROWS:** R

## RIGHANDED PITCHER

**BORN:** May 27, 1999 - Eau Claire, WI  
**RESIDENCE:** Eau Claire, WI

## KUZIA, NICHOLAS

**HEIGHT:** 6-4  
**WEIGHT:** 190  
**SCHOOL:** University of Massachusetts Lowell  
**HOW OBTAINED:** Selected by the Tigers from San Diego in the Minor League phase of the Rule 5 Draft on December 8, 2021

**BATS:** R  
**THROWS:** R

## RIGHANDED PITCHER

**BORN:** February 7, 1996 - Seymour, CT  
**RESIDENCE:** Cape Coral, FL

# TIGERS MINOR LEAGUE PLAYERS



## LUDWIG, ADAM JOSEPH (A.J.)

**HEIGHT:** 6-5  
**WEIGHT:** 216  
**RECOMMENDED/SIGNED BY:** Chris Wimmer (Tigers)  
**SCHOOL:** Wichita State University  
**HOW OBTAINED:** Selected by the Tigers in the 11th round of the 2014 MLB Draft

## RIGHTHANDED PITCHER

**BATS:** R  
**THROWS:** R  
**BORN:** December 24, 1992 - Omaha, NE  
**RESIDENCE:** Omaha, NE

## LANDAETA, ABRAHAM JESUS

**HEIGHT:** 6-2  
**WEIGHT:** 175  
**RECOMMENDED/SIGNED BY:** Jesús Mendoza/Delvis Pacheco/Oscar García/Raúl Leiva (Tigers)  
**HOW OBTAINED:** Signed by the Tigers as a non-drafted free agent on July 2, 2019

## RIGHTHANDED PITCHER

**BORN:** November 29, 2000 - Ocumare del Tuy, VZ  
**RESIDENCE:** Ocumare del Tuy, VZ

## LEÓN, ANDRI MOISES

**HEIGHT:** 6-0  
**WEIGHT:** 150  
**RECOMMENDED/SIGNED BY:** Aldo Pérez/Miguel Rodríguez (Tigers)  
**HOW OBTAINED:** Signed by the Tigers as a non-drafted free agent on January 25, 2019

## OUTFIELDER

**BORN:** February 28, 2003 - Puerto La Cruz, VZ  
**RESIDENCE:** Puerto La Cruz, VZ

## LEONARDO, IVERSON ANTONIO

**HEIGHT:** 6-0  
**WEIGHT:** 173  
**RECOMMENDED/SIGNED BY:** Aldo Perez/Carlos Santana (Tigers)  
**HOW OBTAINED:** Signed by the Tigers as a non-drafted free agent on September 1, 2017

## OUTFIELDER

**BORN:** August 21, 2001 - La Romana, DR  
**RESIDENCE:** La Romana, DR

## LESCHER, BILLY

**HEIGHT:** 6-4  
**WEIGHT:** 215  
**RECOMMENDED/SIGNED BY:** Brad Fidler (Tigers)  
**SCHOOL:** University of Pennsylvania  
**HOW OBTAINED:** Selected by the Tigers in the 17th round of the 2017 MLB Draft

## RIGHTHANDED PITCHER

**BORN:** September 17, 1995 - Alexandria, VA  
**RESIDENCE:** Jacksonville, FL

## LINIAK, KINGSTON NOLAN

**HEIGHT:** 6-2  
**WEIGHT:** 170  
**RECOMMENDED/SIGNED BY:** Steve Pack (Tigers)  
**SCHOOL:** Mission Hills High School (CA)  
**HOW OBTAINED:** Selected by the Tigers in the fourth round of the 2018 MLB Draft

## CENTER FIELDER

**BORN:** November 11, 1999 - La Jolla, CA  
**RESIDENCE:** San Marcos, CA

## LIPCIUS, ANDRE MARTINAS

**HEIGHT:** 6-1  
**WEIGHT:** 190  
**RECOMMENDED/SIGNED BY:** Harold Zonder (Tigers)  
**SCHOOL:** University of Tennessee  
**HOW OBTAINED:** Selected by the Tigers in the third round of the 2019 MLB Draft

## THIRD BASEMAN

**BORN:** May 22, 1998 - Annapolis, MD  
**RESIDENCE:** Williamsburg, VA

## LOPEZ, ABELALDO

**HEIGHT:** 6-1  
**WEIGHT:** 160  
**RECOMMENDED/SIGNED BY:** Aldo Pérez/Carlos Santana (Tigers)  
**HOW OBTAINED:** Signed by the Tigers as a non-drafted free agent on July 2, 2019

## OUTFIELDER

**BORN:** September 5, 2002 - Santo Domingo, DR  
**RESIDENCE:** Santo Domingo, DR

## LOPEZ, LUIS ENRIQUE

**HEIGHT:** 5-11  
**WEIGHT:** 170  
**RECOMMENDED/SIGNED BY:** Jesus Mendoza (Tigers)  
**HOW OBTAINED:** Signed by the Tigers as a non-drafted free agent on April 24, 2019

## RIGHTHANDED PITCHER

**BORN:** December 1, 2000 - Barquisimeto, VZ  
**RESIDENCE:** Barquisimeto, VZ

## MACHADO, JESUS ALEJANDRO

**HEIGHT:** 5-10  
**WEIGHT:** 152  
**RECOMMENDED/SIGNED BY:** Oscar García/Jesús Mendoza (Tigers)  
**HOW OBTAINED:** Signed by the Tigers as a non-drafted free agent on July 3, 2019

## INFIELDER

**BORN:** March 24, 2003 - Caracas, VZ  
**RESIDENCE:** Caracas, VZ

## MACLAREN, COLE ALEXANDER

**HEIGHT:** 5-10  
**WEIGHT:** 190  
**RECOMMENDED/SIGNED BY:** Matt Zmuda (Tigers)  
**SCHOOL:** University of Pittsburgh  
**HOW OBTAINED:** Signed by the Tigers as a non-drafted free agent on June 21, 2019

## CATCHER

**BORN:** June 10, 1997 - Charlottetown, CAN  
**RESIDENCE:** Pittsburgh, PA



# TIGERS MINOR LEAGUE PLAYERS

## MAGNO, ANDREW GASPAR

HEIGHT: 5-11  
 WEIGHT: 190  
**BATS:** R  
**THROWS:** L  
**RECOMMENDED/SIGNED BY:** Jeff Kunkel (Tigers)  
**SCHOOL:** Ohio State University  
**HOW OBTAINED:** Selected by the Tigers in the 15th round of the 2019 MLB Draft

## LEFTHANDED PITCHER

**BORN:** April 30, 1998 - Dublin, OH  
**RESIDENCE:** Dublin, OH

## MALGERI, BEN

HEIGHT: 6-2  
 WEIGHT: 215  
**BATS:** R  
**THROWS:** R  
**RECOMMENDED/SIGNED BY:** Jim Bretz (Tigers)  
**SCHOOL:** Northeastern University  
**HOW OBTAINED:** Selected by the Tigers in the 18 round of the 2021 MLB Draft

## OUTFIELDER

**BORN:** January 12, 2000 - Exeter, NH  
**RESIDENCE:** Exeter, NH

## MARCANO, CARLOS DAVID

HEIGHT: 6-2  
 WEIGHT: 150  
**BATS:** R  
**THROWS:** R  
**RECOMMENDED/SIGNED BY:** Jesus Mendoza/Raul Leiva (Tigers)  
**HOW OBTAINED:** Signed by the Tigers as a non-drafted free agent on January 25, 2021

## RIGHTHANDED PITCHER

**BORN:** July 8, 2003 - Maturín, VZ  
**RESIDENCE:** Maturín, VZ

## MARÍN, JAIME JESUS

HEIGHT: 5-11  
 WEIGHT: 198  
**BATS:** R  
**THROWS:** R  
**RECOMMENDED/SIGNED BY:** Jesus Mendoza (Tigers)  
**HOW OBTAINED:** Signed by the Tigers as a non-drafted free agent on April 24, 2019

## RIGHTHANDED PITCHER

**BORN:** December 25, 2000 - Maracaibo, VZ  
**RESIDENCE:** Maracaibo, VZ

## MARKS, JORDAN

HEIGHT: 6-2  
 WEIGHT: 215  
**BATS:** L  
**THROWS:** R  
**RECOMMENDED/SIGNED BY:** Bryson Barber (Tigers)  
**SCHOOL:** South Carolina Upstate University  
**HOW OBTAINED:** Selected by the Tigers in the eighth round of the 2021 MLB Draft

## RIGHTHANDED PITCHER

**BORN:** April 29, 1999 - Sarnia, ON, CAN  
**RESIDENCE:** Sarnia, ON, CAN

## MARTINEZ, DANY RAFAEL

HEIGHT: 5-11  
 WEIGHT: 170  
**BATS:** R  
**THROWS:** R  
**RECOMMENDED/SIGNED BY:** Aldo Pérez/Carlos Santana (Tigers)  
**HOW OBTAINED:** Signed by the Tigers as a non-drafted free agent on July 2, 2019

## CATCHER

**BORN:** June 30, 2003 - Santo Domingo, DR  
**RESIDENCE:** Santo Domingo, DR

## MARTÍNEZ, JOSÉ JESUS

HEIGHT: 6-2  
 WEIGHT: 170  
**BATS:** R  
**THROWS:** R  
**RECOMMENDED/SIGNED BY:** Jesus Mendoza/Raul Leiva (Tigers)  
**HOW OBTAINED:** Signed by the Tigers as a non-drafted free agent on January 22, 2021

## RIGHTHANDED PITCHER

**BORN:** August 27, 2002 - Barcelona, VZ  
**RESIDENCE:** Puerto La Cruz, VZ

## MARTINEZ JR., PEDRO PABLO

HEIGHT: 6-2  
 WEIGHT: 185  
**BATS:** R  
**THROWS:** R  
**RECOMMENDED/SIGNED BY:** Aldo Pérez/Carlos Santana (Tigers)  
**HOW OBTAINED:** Signed by the Tigers as a non-drafted free agent on September 26, 2017

## THIRD BASEMAN

**BORN:** August 30, 2000 - Santo Domingo, DR  
**RESIDENCE:** Santo Domingo, DR

## MATOS, DELVIS

HEIGHT: 5-11  
 WEIGHT: 165  
**BATS:** R  
**THROWS:** R  
**RECOMMENDED/SIGNED BY:** Aldo Pérez/Carlos Santana (Tigers)  
**HOW OBTAINED:** Signed by the Tigers as a non-drafted free agent on January 15, 2022

## OUTFIELDER

**BORN:** November 9, 2004 - Santo Domingo, DR  
**RESIDENCE:** Santo Domingo, DR

## MATTISON, TYLER

HEIGHT: 6-4  
 WEIGHT: 235  
**BATS:** L  
**THROWS:** R  
**RECOMMENDED/SIGNED BY:** Jim Bretz (Tigers)  
**SCHOOL:** Bryant University  
**HOW OBTAINED:** Selected by the Tigers in the fourth round of the 2021 MLB Draft

## RIGHTHANDED PITCHER

**BORN:** September 5, 1999 - Fort Ann, NY  
**RESIDENCE:** Fort Ann, NY

## MAULONI, CHRISTOPHER (CHRIS) ANTHONY

HEIGHT: 6-2  
 WEIGHT: 207  
**BATS:** L  
**THROWS:** R  
**SCHOOL:** Jacksonville University  
**RECOMMENDED/SIGNED BY:** R.J. Burgess (Tigers)  
**HOW OBTAINED:** Signed by the Tigers as a non-drafted free agent on July 7, 2020

## RIGHTHANDED PITCHER

**BORN:** June 16, 1998 - Jacksonville, FL  
**RESIDENCE:** Orange Park, FL

## MCCLAUGHLIN, J.D.

HEIGHT: 6-3  
 WEIGHT: 200  
**BATS:** R  
**THROWS:** R  
**RECOMMENDED/SIGNED BY:** Joey Lothrop (Tigers)  
**SCHOOL:** Central Arizona College  
**HOW OBTAINED:** Selected by the Tigers in the 20th round of the 2021 MLB Draft

## OUTFIELDER

**BORN:** December 28, 2000 - Meza, AZ  
**RESIDENCE:** Chandler, AZ



# TIGERS MINOR LEAGUE PLAYERS



## MEADOWS, PARKER KEITH

**HEIGHT:** 6-5  
**WEIGHT:** 185  
**RECOMMENDED/SIGNED BY:** Bryson Barber (Tigers)  
**SCHOOL:** Grayson High School (GA)  
**HOW OBTAINED:** Selected by the Tigers in the second round of the 2018 MLB Draft

**BATS:** L  
**THROWS:** R

## CENTER FIELDER

**BORN:** November 2, 1999 - Snellville, GA  
**RESIDENCE:** Winter Springs, FL

## MELÉNDEZ, ANDERSON JOSE

**HEIGHT:** 6-1  
**WEIGHT:** 170  
**RECOMMENDED/SIGNED BY:** Jesús Mendoza (Tigers)  
**HOW OBTAINED:** Signed by the Tigers as a non-drafted free agent on December 12, 2019

**BATS:** R  
**THROWS:** R

## RIGHTHANDED PITCHER

**BORN:** October 12, 2002 - Barquisimeto, VZ  
**RESIDENCE:** Barquisimeto, VZ

## MENDOZA, CARLOS EDUARDO

**HEIGHT:** 5-9  
**WEIGHT:** 165  
**RECOMMENDED/SIGNED BY:** Miguel Garcia/Jesus Mendoza/Rafael Gonzalez (Tigers)  
**HOW OBTAINED:** Signed by the Tigers as a non-drafted free agent on March 6, 2019

**BATS:** L  
**THROWS:** R

## INFIELDER

**BORN:** December 14, 1999 - Miami, FL  
**RESIDENCE:** Ciudad Bolívar, VZ

## MEYERS, CHRIS

**HEIGHT:** 6-3  
**WEIGHT:** 215  
**RECOMMENDED/SIGNED BY:** Matt Lea (Tigers)  
**SCHOOL:** University of Toledo  
**HOW OBTAINED:** Selected by the Tigers in the 13th round of the 2021 MLB Draft

**BATS:** L  
**THROWS:** R

## FIRST BASEMAN

**BORN:** April 28, 1999 - Miamisburg, OH  
**RESIDENCE:** Miamisburg, OH

## MOJICA, JIMMY WANDER

**HEIGHT:** 6-0  
**WEIGHT:** 175  
**RECOMMENDED/SIGNED BY:** Ramon Perez/Carlos Santana (Tigers)  
**HOW OBTAINED:** Signed by the Tigers as a non-drafted free agent on July 6, 2016

**BATS:** R  
**THROWS:** R

## OUTFIELDER

**BORN:** May 4, 2000 - Santo Domingo, DR  
**RESIDENCE:** Santo Domingo, DR

## MONTERO, KEIDER EDUARDO

**HEIGHT:** 6-1  
**WEIGHT:** 213  
**RECOMMENDED/SIGNED BY:** Alejandro Rodriguez/Delvis Pacheco (Tigers)  
**HOW OBTAINED:** Signed by the Tigers as a non-drafted free agent on August 25, 2016

**BATS:** R  
**THROWS:** R

## RIGHTHANDED PITCHER

**BORN:** July 6, 2000 - Santa Teresa del Tuy, VZ  
**RESIDENCE:** Santa Teresa del Tuy, VZ

## MONTILLA, FRAYERBER

**HEIGHT:** 6-0  
**WEIGHT:** 160  
**RECOMMENDED/SIGNED BY:** Jesus Mendoza/Oscar Garcia (Tigers)  
**HOW OBTAINED:** Signed by the Tigers as a non-drafted free agent on January 17, 2022

**BATS:** S  
**THROWS:** R

## SHORTSTOP

**BORN:** April 15, 2005 - Caracas, VZ  
**RESIDENCE:** Caracas, VZ

## MORENO, EDWIN

**HEIGHT:** 6-1  
**WEIGHT:** 170  
**RECOMMENDED/SIGNED BY:** Miguel Rodríguez (Tigers)  
**HOW OBTAINED:** Signed by the Tigers as a non-drafted free agent on January 16, 2022

**BATS:** R  
**THROWS:** R

## RIGHTHANDED PITCHER

**BORN:** February 8, 2003 - Maracaibo, VZ  
**RESIDENCE:** Juan Dolio, DR

## MORENO, FRANK

**HEIGHT:** 6-2  
**WEIGHT:** 155  
**RECOMMENDED/SIGNED BY:** Jesús Mendoza/Delvis Pacheco (Tigers)  
**HOW OBTAINED:** Signed as a non-drafted free agent on November 3, 2021

**BATS:** R  
**THROWS:** R

## RIGHTHANDED PITCHER

**BORN:** October 16, 2003 - Palo Negro, VZ  
**RESIDENCE:** Palo Negro, VZ

## MORENO, WILLJANDER

**HEIGHT:** 6-0  
**WEIGHT:** 160  
**RECOMMENDED/SIGNED BY:** Jesus Mendoza/Delvis Pacheco (Tigers)  
**HOW OBTAINED:** Signed by the Tigers as a non-drafted free agent on January 12, 2018

**BATS:** R  
**THROWS:** R

## RIGHTHANDED PITCHER

**BORN:** March 13, 1999 - Distrito Girardot, VZ  
**RESIDENCE:** Maracay, VZ

## MURR, AUSTIN

**HEIGHT:** 6-2  
**WEIGHT:** 212  
**RECOMMENDED/SIGNED BY:** Matt Zmuda (Tigers)  
**SCHOOL:** North Carolina State University  
**HOW OBTAINED:** Selected by the Tigers in the sixth round of the 2021 MLB Draft

**BATS:** L  
**THROWS:** L

## OUTFIELDER

**BORN:** January 26, 1999 - St. Paul, MN  
**RESIDENCE:** St. Paul, MN

## MYERS, DANE MICHAEL

**HEIGHT:** 6-2  
**WEIGHT:** 205  
**RECOMMENDED/SIGNED BY:** Matt Lea (Tigers)  
**SCHOOL:** Rice University  
**HOW OBTAINED:** Selected by the Tigers in the sixth round of the 2017 MLB Draft

**BATS:** R  
**THROWS:** R

## THIRD BASEMAN

**BORN:** March 8, 1996 - Columbus, TX  
**RESIDENCE:** Katy, TX



## TIGERS MINOR LEAGUE PLAYERS

### NAVIGATO, ANDREW STEVEN

HEIGHT: 5-11  
WEIGHT: 188  
RECOMMENDED/SIGNED BY: Steve Taylor (Tigers)  
SCHOOL: Oklahoma State University  
HOW OBTAINED: Selected by the Tigers in the 20th round of the 2019 MLB Draft

BATS: R  
THROWS: R

### SHORTSTOP

BORN: May 28, 1998 - Riverside, CA  
RESIDENCE: Katy, TX

### NAVILHON, JOSEPH (JOE) CHARLES

HEIGHT: 6-0  
WEIGHT: 205  
RECOMMENDED/SIGNED BY: Tim McWilliam (Tigers)  
SCHOOL: University of Southern California  
HOW OBTAINED: Selected by the Tigers in the 21st round of the 2016 MLB Draft

BATS: R  
THROWS: R

### RIGHTHANDED PITCHER

BORN: July 13, 1993 - Santa Clara, CA  
RESIDENCE: Brentwood, CA

### NÚÑEZ, HENDRY YOHAN

HEIGHT: 6-4  
WEIGHT: 180  
RECOMMENDED/SIGNED BY: Aldo Perez/Carlos Santana (Tigers)  
HOW OBTAINED: Signed by the Tigers as a non-drafted free agent on July 17, 2017

BATS: R  
THROWS: R

### RIGHTHANDED PITCHER

BORN: July 22, 1999 - Santo Domingo, DR  
RESIDENCE: Santo Domingo, DR

### OCHOA, JOSE MIGUEL

HEIGHT: 5-9  
WEIGHT: 162  
RECOMMENDED/SIGNED BY: Jesús Mendoza (Tigers)  
HOW OBTAINED: Signed by the Tigers as a non-drafted free agent on July 25, 2019

BATS: R  
THROWS: R

### OUTFIELDER

BORN: July 25, 2003 - El Tigre, VZ  
RESIDENCE: San Diego, VZ

### OLIVAS, MARTIN

HEIGHT: 6-1  
WEIGHT: 170  
RECOMMENDED/SIGNED BY: Alejandro Rodriguez (Tigers)  
HOW OBTAINED: Signed by the Tigers as a non-drafted free agent on July 25, 2017

BATS: R  
THROWS: R

### INFIELDER

BORN: July 25, 2001 - Baja California, MEX  
RESIDENCE: Baja California, MEX

### O'LOUGHLIN, JACK TE HAKI

HEIGHT: 6-5  
WEIGHT: 210  
RECOMMENDED/SIGNED BY: Kevin Hooker/Glenn Williams (Tigers)  
HOW OBTAINED: Signed by the Tigers as a non-drafted free agent on July 16, 2016

BATS: L  
THROWS: L

### LEFTHANDED PITCHER

BORN: March 14, 2000 - Adelaide, AUS  
RESIDENCE: Adelaide, AUS

### OLSON, REESE

HEIGHT: 6-1  
WEIGHT: 160  
SCHOOL: North Hall HS  
HOW OBTAINED: Acquired by the Tigers from Milwaukee in exchange for Daniel Norris on July 30, 2021

BATS: R  
THROWS: R

### RIGHTHANDED PITCHER

BORN: July 31, 1999 - Gainesville, GA  
RESIDENCE: Gainesville, GA

### OSORIO, JAVIER

HEIGHT: 6-0  
WEIGHT: 165  
RECOMMENDED/SIGNED BY: Jesus Mendoza/Oscar Garcia (Tigers)  
HOW OBTAINED: Signed by the Tigers as a non-drafted free agent on January 15, 2022

BATS: R  
THROWS: R

### SHORTSTOP

BORN: March 29, 2005 - Caracas, VZ  
RESIDENCE: Cartagena, CO

### PACHECO, IZAAC

HEIGHT: 6-4  
WEIGHT: 225  
RECOMMENDED/SIGNED BY: George Schaefer (Tigers)  
SCHOOL: Friendswood HS  
HOW OBTAINED: Selected by the Tigers in the second round of the 2021 MLB Draft

BATS: L  
THROWS: R

### SHORTSTOP

BORN: November 18, 2002 - Friendswood, TX  
RESIDENCE: Friendswood, TX

### PACKARD, BRYANT THOMAS

HEIGHT: 6-3  
WEIGHT: 200  
RECOMMENDED/SIGNED BY: Taylor Black (Tigers)  
SCHOOL: East Carolina University  
HOW OBTAINED: Selected by the Tigers in the fifth round of the 2019 MLB Draft

BATS: L  
THROWS: R

### LEFTFIELDER

BORN: October 6, 1997 - Seattle, WA  
RESIDENCE: Greenville, NC

### PELEGRÍN, CARLOS EMILIO

HEIGHT: 6-2  
WEIGHT: 180  
RECOMMENDED/SIGNED BY: Aldo Perez / Oliver Arias (Tigers)  
HOW OBTAINED: Signed by the Tigers as a non-drafted free agent on January 15, 2021

BATS: R  
THROWS: R

### OUTFIELDER

BORN: June 21, 2000 - Pinar del Río, CU  
RESIDENCE: Nizao, DR

### PENA, CARLOS MANUEL

HEIGHT: 5-11  
WEIGHT: 160  
RECOMMENDED/SIGNED BY: Aldo Perez (Tigers)  
HOW OBTAINED: Signed by the Tigers as a non-drafted free agent on March 6, 2019

BATS: L  
THROWS: L

### LEFTHANDED PITCHER

BORN: September 7, 1998 - Santiago, DR  
RESIDENCE: Hato Mayor, DR

# TIGERS MINOR LEAGUE PLAYERS



## PERAZA, JOSE GREGORIO

HEIGHT: 5-11  
WEIGHT: 160  
RECOMMENDED/SIGNED BY: Jesus Mendoza/Delvis Pacheco (Tigers)  
HOW OBTAINED: Signed by the Tigers as a non-drafted free agent on July 4, 2018

BATS: R  
THROWS: R

## RIGHTHANDED PITCHER

BORN: October 29, 2001 - Maracay, VZ  
RESIDENCE: Turmero, VZ

## PEREA, RANDY STIVEN

HEIGHT: 5-11  
WEIGHT: 150  
RECOMMENDED/SIGNED BY: Alejandro Rodriguez/Luis Molina (Tigers)  
HOW OBTAINED: Signed by the Tigers as a non-drafted free agent on January 20, 2021

BATS: R  
THROWS: R

## OUTFIELDER

BORN: January 21, 2004 - Cali, COL  
RESIDENCE: Cali, COL

## PEREZ, CLEIVERTH LEONARDO

HEIGHT: 5-11  
WEIGHT: 167  
RECOMMENDED/SIGNED BY: Alejandro Rodriguez/Jesus Mendoza (Tigers)  
HOW OBTAINED: Signed by the Tigers as a non-drafted free agent on July 6, 2016

BATS: L  
THROWS: L

## LEFTHANDED PITCHER

BORN: February 5, 2000 - Barquisimeto, VZ  
RESIDENCE: Barquisimeto, VZ

## PEREZ, FRANKLIN

HEIGHT: 6-3  
WEIGHT: 225  
HOW OBTAINED: Acquired by the Tigers from Houston along with Daz Cameron and Jake Rogers in exchange for Justin Verlander on August 31, 2017

BATS: R  
THROWS: R

## RIGHTHANDED PITCHER

BORN: December 6, 1997 - Valencia, VZ  
RESIDENCE: Los Guayos, VZ

## PÉREZ, REYLIN

HEIGHT: 5-11  
WEIGHT: 160  
RECOMMENDED/SIGNED BY: Aldo Pérez/Rodolfo Penalo (Tigers)  
HOW OBTAINED: Signed by the Tigers as a non-drafted free agent on January 15, 2022

BATS: S  
THROWS: R

## SHORTSTOP

BORN: October 5, 2004 - Azúa, DR  
RESIDENCE: Azúa, DR

## PEREZ, WENCEEL XAVIER

HEIGHT: 5-11  
WEIGHT: 170  
RECOMMENDED/SIGNED BY: Ramon Perez/Carlos Santana (Tigers)  
HOW OBTAINED: Signed by the Tigers as a non-drafted free agent on July 2, 2016

BATS: S  
THROWS: R

## SHORTSTOP

BORN: October 30, 1999 - Azua, DR  
RESIDENCE: Azua, DR

## PETIT, RJ

HEIGHT: 6-9  
WEIGHT: 280  
RECOMMENDED/SIGNED BY: Bryson Barber (Tigers)  
SCHOOL: Charleston Southern University  
HOW OBTAINED: Selected by the Tigers in the 14th round of the 2021 MLB Draft

BATS: R  
THROWS: R

## RIGHTHANDED PITCHER

BORN: September 23, 1999 - Ft. Lauderdale, FL  
RESIDENCE: Rock Hill, SC

## PETRI, JORGE

HEIGHT: 5-1  
WEIGHT: 155  
RECOMMENDED/SIGNED BY: Jesus Mendoza/Raúl Leiva (Tigers)  
HOW OBTAINED: Signed by the Tigers as a non-drafted free agent on January 17, 2022

BATS: L  
THROWS: L

## LEFTHANDED PITCHER

BORN: November, 3, 2004 - Villa de Cura, VZ  
RESIDENCE: Anaco, VZ

## PINERO, DANIEL

HEIGHT: 6-5  
WEIGHT: 246  
RECOMMENDED/SIGNED BY: Oneri Fleita (Tigers)  
SCHOOL: University of Virginia  
HOW OBTAINED: Selected by the Tigers in the ninth round of the 2016 MLB Draft

BATS: R  
THROWS: R

## INFIELDER

BORN: May 2, 1994 - Toronto, ON, CAN  
RESIDENCE: Toronto, ON, CAN

## POLANCO, JUAN FRANCISCO

HEIGHT: 6-1  
WEIGHT: 205  
RECOMMENDED/SIGNED BY: Aldo Perez/Carlos Santana (Tigers)  
HOW OBTAINED: Signed by the Tigers as a non-drafted free agent on July 3, 2018

BATS: R  
THROWS: R

## RIGHTHANDED PITCHER

BORN: December 30, 2000 - San Francisco de Macoris, DR  
RESIDENCE: San Francisco de Macoris, DR

## POLICELLI, BRADEN (BRADY) MERRITT

HEIGHT: 5-10  
WEIGHT: 195  
RECOMMENDED/SIGNED BY: Oneri Fleita (Tigers)  
SCHOOL: Towson University  
HOW OBTAINED: Selected by the Tigers in the 13th round of the 2016 MLB Draft

BATS: R  
THROWS: R

## CATCHER

BORN: June 24, 1995 - Georgetown, DC  
RESIDENCE: Walkersville, MD

## PROCTOR, CHRISTOPHER COLE

HEIGHT: 6-1  
WEIGHT: 175  
RECOMMENDED/SIGNED BY: Taylor Black (Tigers)  
SCHOOL: Duke University  
HOW OBTAINED: Selected by the Tigers in the 13th round of the 2018 MLB Draft

BATS: L  
THROWS: R

## CATCHER

BORN: March 8, 1997 - Gastonia, NC  
RESIDENCE: Lawndale, NC



# TIGERS MINOR LEAGUE PLAYERS

## QUEZADA, JUNIOR

**HEIGHT:** 6-0  
**WEIGHT:** 165  
**RECOMMENDED/SIGNED BY:** Aldo Pérez/Carlos Santana (Tigers)  
**HOW OBTAINED:** Signed by the Tigers as a non-drafted free agent on January 15, 2022

**BATS:** R  
**THROWS:** R

## OUTFIELDER

**BORN:** February 3, 2005 - Santo Domingo, DR  
**RESIDENCE:** Santo Domingo, DR

## REINA, JOSE HUMBERTO

**HEIGHT:** 6-2  
**WEIGHT:** 160  
**RECOMMENDED/SIGNED BY:** Alejandro Rodriguez/Oscar Garcia (Tigers)  
**HOW OBTAINED:** Signed by the Tigers as a non-drafted free agent on July 5, 2017

**BATS:** R  
**THROWS:** R

## OUTFIELDER

**BORN:** February 28, 2001 - Caracas, VZ  
**RESIDENCE:** Miranda, VZ

## REYES, ADINSO

**HEIGHT:** 6-1  
**WEIGHT:** 195  
**RECOMMENDED/SIGNED BY:** Aldo Perez (Tigers)  
**HOW OBTAINED:** Signed by the Tigers as a non-drafted free agent on July 2, 2018

**BATS:** R  
**THROWS:** R

## INFIELDER

**BORN:** October 22, 2001 - Puerto Plata, DR  
**RESIDENCE:** Puerto Plata, DR

## REYES, ANGEL MIGUEL

**HEIGHT:** 6-2  
**WEIGHT:** 200  
**RECOMMENDED/SIGNED BY:** Mike Smith (Tigers)  
**SCHOOL:** University of Science and Arts of Oklahoma  
**HOW OBTAINED:** Selected by the Tigers in the 19th round of the 2018 MLB Draft

**BATS:** R  
**THROWS:** R

## RIGHTHANDED PITCHER

**BORN:** October 17, 1997 - Bayamon, PR  
**RESIDENCE:** Bayamon, PR

## REYES, GABRIEL

**HEIGHT:** 6-1  
**WEIGHT:** 182  
**RECOMMENDED/SIGNED BY:** Aldo Perez/Oliver Arias/Carlos Santana (Tigers)  
**HOW OBTAINED:** Signed by the Tigers as a non-drafted free agent on February 15, 2020

**BATS:** L  
**THROWS:** L

## LEFTHANDED PITCHER

**BORN:** July 1, 2003 - Azua, DR  
**RESIDENCE:** Azua, DR

## RICHAN, PAUL DOUGLAS

**HEIGHT:** 6-2  
**WEIGHT:** 200  
**SCHOOL:** University of San Diego  
**HOW OBTAINED:** Acquired by the Tigers along with Alex Lange from Chicago (NL) in exchange for Nicholas Castellanos on July 31, 2019

**BATS:** R  
**THROWS:** R

## RIGHTHANDED PITCHER

**BORN:** March 26, 1997 - Newhall, CA  
**RESIDENCE:** Valencia, CA

## RIERA, ELIÁN ENRIQUE

**HEIGHT:** 5-10  
**WEIGHT:** 150  
**RECOMMENDED/SIGNED BY:** Jesus Mendoza (Tigers)  
**HOW OBTAINED:** Signed by the Tigers as a non-drafted free agent on January 15, 2021

**BATS:** L  
**THROWS:** L

## OUTFIELDER

**BORN:** February 23, 2004 - Carora, VZ  
**RESIDENCE:** Carora, VZ

## RIVAS, JOSE GREGORIO

**HEIGHT:** 5-11  
**WEIGHT:** 160  
**RECOMMENDED/SIGNED BY:** Jesus Mendoza/Delvis Pacheco (Tigers)  
**HOW OBTAINED:** Signed by the Tigers as a non-drafted free agent on November 22, 2018

**BATS:** R  
**THROWS:** R

## RIGHTHANDED PITCHER

**BORN:** December 20, 2001 - Maracay, VZ  
**RESIDENCE:** Valencia, VZ

## RIVERA, REYNALDO

**HEIGHT:** 6-6  
**WEIGHT:** 215  
**RECOMMENDED/SIGNED BY:** Bryson Barber (Tigers)  
**SCHOOL:** Chipola Junior College (FL)  
**HOW OBTAINED:** Selected by the Tigers in the second round of the 2017 MLB Draft

**BATS:** L  
**THROWS:** R

## FIRST BASEMAN

**BORN:** June 14, 1997 - San Juan, PR  
**RESIDENCE:** West Palm Beach, FL

## RODRÍGUEZ, ERICK DANIEL

**HEIGHT:** 5-10  
**WEIGHT:** 185  
**RECOMMENDED/SIGNED BY:** Alejandro Rodríguez (Tigers)  
**HOW OBTAINED:** Signed by the Tigers as a non-drafted free agent on July 15, 2019

**BATS:** R  
**THROWS:** R

## RIGHTHANDED PITCHER

**BORN:** March 21, 2002 - Minatitlán, MX  
**RESIDENCE:** Minatitlán, MX

## RODRÍGUEZ, HÉCTOR MANUEL

**HEIGHT:** 5-11  
**WEIGHT:** 190  
**RECOMMENDED/SIGNED BY:** Aldo Perez/Carlos Santana (Tigers)  
**HOW OBTAINED:** Signed by the Tigers as a non-drafted free agent on February 15, 2020

**BATS:** R  
**THROWS:** R

## RIGHTHANDED PITCHER

**BORN:** June 6, 2003 - Moca, DR  
**RESIDENCE:** Moca, DR

## RODRÍGUEZ, JESUS ALBERTO

**HEIGHT:** 5-11  
**WEIGHT:** 145  
**RECOMMENDED/SIGNED BY:** Jesus Mendoza/Raul Leiva (Tigers)  
**HOW OBTAINED:** Signed by the Tigers as a non-drafted free agent on January 22, 2021

**BATS:** L  
**THROWS:** L

## LEFTHANDED PITCHER

**BORN:** October 15, 2003 - Barcelona, VZ  
**RESIDENCE:** Barcelona, VZ

# TIGERS MINOR LEAGUE PLAYERS



## RODRÍGUEZ, JESUS GREGORIO

**HEIGHT:** 6-3  
**WEIGHT:** 170  
**RECOMMENDED/SIGNED BY:** Alejandro Rodriguez (Tigers)  
**HOW OBTAINED:** Signed by the Tigers as a non-drafted free agent on July 3, 2014

**BATS:** R  
**THROWS:** R

## RIGHTHANDED PITCHER

**BORN:** February 16, 1998 - Carupano, VZ  
**RESIDENCE:** Araya, VZ

## RODRÍGUEZ, JUSTIN ALFONZO

**HEIGHT:** 5-10  
**WEIGHT:** 155  
**RECOMMENDED/SIGNED BY:** Jesus Mendoza/Delvis Pacheco (Tigers)  
**HOW OBTAINED:** Signed by the Tigers as a non-drafted free agent on January 16, 2021

**BATS:** R  
**THROWS:** R

## SHORTSTOP

**BORN:** March 11, 2004 - Villa de Cura, VZ  
**RESIDENCE:** Villa de Cura, VZ

## RODRÍGUEZ, MOISÉS

**HEIGHT:** 6-2  
**WEIGHT:** 170  
**RECOMMENDED/SIGNED BY:** Jesus Mendoza (Tigers)  
**HOW OBTAINED:** Signed by the Tigers as a non-drafted free agent on March 14, 2019

**BATS:** R  
**THROWS:** R

## RIGHTHANDED PITCHER

**BORN:** March 3, 2002 - Puerto Cabello, VZ  
**RESIDENCE:** Puerto Cabello, VZ

## ROJAS, SAMUEL ISAÍAS

**HEIGHT:** 5-10  
**WEIGHT:** 190  
**RECOMMENDED/SIGNED BY:** Delvis Pacheco/Jesús Mendoza (Tigers)  
**HOW OBTAINED:** Signed by the Tigers as a non-drafted free agent on July 4, 2019

**BATS:** R  
**THROWS:** R

## CATCHER

**BORN:** November 6, 2002 - Valencia, VZ  
**RESIDENCE:** Puerto Cabello, VZ

## RONDON, NEWREMBERG

**HEIGHT:** 5-11  
**WEIGHT:** 170  
**RECOMMENDED/SIGNED BY:** Jesús Mendoza (Tigers)  
**HOW OBTAINED:** Signed by the Tigers as a non-drafted free agent on August 15, 2019

**BATS:** R  
**THROWS:** R

## CATCHER

**BORN:** July 10, 2003 - San Felipe, VZ  
**RESIDENCE:** San Felipe, VZ

## ROSA, DYLAN

**HEIGHT:** 6-1  
**WEIGHT:** 210  
**RECOMMENDED/SIGNED BY:** Jeff Kunkel (Tigers)  
**SCHOOL:** Kent State University  
**HOW OBTAINED:** Selected by the Tigers in the 18th round of the 2017 MLB Draft

**BATS:** R  
**THROWS:** R

## LEFT FIELDER

**BORN:** June 27, 1996 - Chicago, IL  
**RESIDENCE:** Aurora, IL

## ROSOFF, JON

**HEIGHT:** 5-9  
**WEIGHT:** 175  
**RECOMMENDED/SIGNED BY:** Jim Bretz (Tigers)  
**SCHOOL:** Army  
**HOW OBTAINED:** Signed by the Tigers as a non-drafted free agent on June 20, 2018

**BATS:** L  
**THROWS:** R

## CATCHER

**BORN:** November 14, 1994 - Chapel Hill, NC  
**RESIDENCE:** Durham, NC

## ROTHENBERG, MIKE

**HEIGHT:** 6-3  
**WEIGHT:** 215  
**RECOMMENDED/SIGNED BY:** Matt Zmuda (Tigers)  
**SCHOOL:** Duke University  
**HOW OBTAINED:** Selected by the Tigers in the 12th round of the 2021 MLB Draft

**BATS:** S  
**THROWS:** R

## CATCHER

**BORN:** October 5, 1998 - Miami Beach, FL  
**RESIDENCE:** Boca Raton, FL

## SALGADO, KENI YOHAN

**HEIGHT:** 6-2  
**WEIGHT:** 165  
**RECOMMENDED/SIGNED BY:** Jesus Mendoza/Delvis Pacheco (Tigers)  
**HOW OBTAINED:** Signed by the Tigers as a non-drafted free agent on January 16, 2021

**BATS:** R  
**THROWS:** R

## RIGHTHANDED PITCHER

**BORN:** November 18, 2003 - Naganagua, VZ  
**RESIDENCE:** Naganagua, VZ

## SÁNCHEZ, HEISON

**HEIGHT:** 6-0  
**WEIGHT:** 170  
**RECOMMENDED/SIGNED BY:** Aldo Pérez/Carlos Santana (Tigers)  
**HOW OBTAINED:** Signed by the Tigers as a non-drafted free agent on January 16, 2022

**BATS:** L  
**THROWS:** R

## INFIELDER

**BORN:** September 6, 2004 - San Juan de la Maguana, DR  
**RESIDENCE:** San Juan de la Maguana, DR

## SANTANA, ANDY VLADIMIR

**HEIGHT:** 6-3  
**WEIGHT:** 190  
**RECOMMENDED/SIGNED BY:** Carlos Santana/Ramon Perez (Tigers)  
**HOW OBTAINED:** Signed by the Tigers as a non-drafted free agent on August 26, 2016

**BATS:** R  
**THROWS:** R

## RIGHTHANDED PITCHER

**BORN:** October 27, 1999 - San Jose de Ocoa, DR  
**RESIDENCE:** San Jose de Ocoa, DR

## SANTANA, CRISTIAN ANDRES

**HEIGHT:** 6-0  
**WEIGHT:** 170  
**RECOMMENDED/SIGNED BY:** Aldo Perez/Carlos Santana (Tigers)  
**HOW OBTAINED:** Signed by the Tigers as a non-drafted free agent on January 15, 2021

**BATS:** R  
**THROWS:** R

## SHORTSTOP

**BORN:** November 25, 2003 - Azua, DR  
**RESIDENCE:** Azua, DR



# TIGERS MINOR LEAGUE PLAYERS

## SANTANA, MANUEL

**HEIGHT:** 6-0  
**WEIGHT:** 175  
**RECOMMENDED/SIGNED BY:** Aldo Pérez/Carlos Santana (Tigers)  
**HOW OBTAINED:** Signed by the Tigers as a non-drafted free agent on January 15, 2022

**BATS:** R  
**THROWS:** R

## CATCHER

**BORN:** October 30, 2004 - Santo Domingo, DR  
**RESIDENCE:** Santo Domingo, DR

## SCHULTZ, AUSTIN

**HEIGHT:** 5-10  
**WEIGHT:** 195  
**RECOMMENDED/SIGNED BY:** Harold Zonder (Tigers)  
**SCHOOL:** University of Kentucky  
**HOW OBTAINED:** Selected by the Tigers in the 10th round of the 2021 MLB Draft

**BATS:** R  
**THROWS:** R

## SECOND BASEMAN

**BORN:** February 21, 2000 - Lincoln, NE  
**RESIDENCE:** Lincoln, NE

## SEQUEIRA, GABRIEL FRANCISCO

**HEIGHT:** 6-0  
**WEIGHT:** 205  
**RECOMMENDED/SIGNED BY:** Ryan Johnson (Tigers)  
**SCHOOL:** Texas Wesleyan  
**HOW OBTAINED:** Signed by the Tigers as a non-drafted free agent on July 10, 2020

**BATS:** L  
**THROWS:** L

## LEFTHANDED PITCHER

**BORN:** August 18, 1997 - Dallas, TX  
**RESIDENCE:** Cypress, TX

## SEQUERA, MANUEL

**HEIGHT:** 6-1  
**WEIGHT:** 170  
**RECOMMENDED/SIGNED BY:** Jesus Mendoza (Tigers)  
**HOW OBTAINED:** Signed by the Tigers as a non-drafted free agent on July 3, 2019

**BATS:** R  
**THROWS:** R

## SHORTSTOP

**BORN:** September 28, 2002 - Lara, VZ  
**RESIDENCE:** Lara, VZ

## SILVERIO, GRESUAN

**HEIGHT:** 6-0  
**WEIGHT:** 202  
**RECOMMENDED/SIGNED BY:** Ramon Perez/Carlos Santana (Tigers)  
**HOW OBTAINED:** Signed by the Tigers as a non-drafted free agent on July 2, 2015

**BATS:** S  
**THROWS:** R

## CATCHER

**BORN:** January 5, 1999 - Puerto Plata, DR  
**RESIDENCE:** Puerto Plata, DR

## SIRIT, ROLANDO DAVID

**HEIGHT:** 6-3  
**WEIGHT:** 165  
**RECOMMENDED/SIGNED BY:** Jesus Mendoza/Oscar Garcia (Tigers)  
**HOW OBTAINED:** Signed by the Tigers as a non-drafted free agent on July 4, 2018

**BATS:** R  
**THROWS:** R

## RIGHANDED PITCHER

**BORN:** November 12, 2001 - Puerto Cabello, VZ  
**RESIDENCE:** Puerto Cabello, VZ

## SMITH, HUGH

**HEIGHT:** 6-8  
**WEIGHT:** 220  
**RECOMMENDED/SIGNED BY:** Dave Dangler (Tigers)  
**SCHOOL:** Whitworth University (WA)  
**HOW OBTAINED:** Selected by the Tigers in the sixth round of the 2018 MLB Draft

**BATS:** R  
**THROWS:** R

## RIGHANDED PITCHER

**BORN:** March 25, 1997 - Seattle, WA  
**RESIDENCE:** Sammamish, WA

## SOLBACH, MARKUS

**HEIGHT:** 6-5  
**WEIGHT:** 205  
**HOW OBTAINED:** Signed by the Tigers as a Minor League free agent on November 24, 2021

**BATS:** R  
**THROWS:** R

## RIGHANDED PITCHER

**BORN:** August 26, 1001 - Dormagen, GE  
**RESIDENCE:** Pulheim, GE

## STUKA, THEODORE (TED) THOMAS

**HEIGHT:** 6-7  
**WEIGHT:** 225  
**RECOMMENDED/SIGNED BY:** Steve Pack (Tigers)  
**SCHOOL:** UC San Diego  
**HOW OBTAINED:** Selected by the Tigers in the 14th round of the 2019 MLB Draft

**BATS:** R  
**THROWS:** R

## RIGHANDED PITCHER

**BORN:** May 13, 1997 - Newport Beach, CA  
**RESIDENCE:** Newport Beach, CA

## TAPIA, SERGIO RAFAEL

**HEIGHT:** 5-10  
**WEIGHT:** 160  
**RECOMMENDED/SIGNED BY:** Aldo Perez/Oliver Arias (Tigers)  
**HOW OBTAINED:** Signed by the Tigers as a non-drafted free agent on March 6, 2019

**BATS:** R  
**THROWS:** R

## CATCHER

**BORN:** August 24, 2002 - San Cristóbal, DR  
**RESIDENCE:** San Cristóbal, DR

## TASSIN, BRYCE JOSEPH

**HEIGHT:** 6-2  
**WEIGHT:** 212  
**RECOMMENDED/SIGNED BY:** Mike Smith (Tigers)  
**SCHOOL:** Southeastern Louisiana University  
**HOW OBTAINED:** Selected by the Tigers in the 31st round of the 2019 MLB Draft

**BATS:** R  
**THROWS:** R

## RIGHANDED PITCHER

**BORN:** January 11, 1997 - Hammond, LA  
**RESIDENCE:** Roseland, LA

## TOBEY, JARED

**HEIGHT:** 6-4  
**WEIGHT:** 225  
**RECOMMENDED/SIGNED BY:** Jeff Kunkel (Tigers)  
**SCHOOL:** Wayne State University  
**HOW OBTAINED:** Selected by the Tigers in the 30th round of the 2018 MLB Draft

**BATS:** R  
**THROWS:** L

## LEFTHANDED PITCHER

**BORN:** March 11, 1996 - St. Clair, MI  
**RESIDENCE:** St. Clair, MI

# TIGERS MINOR LEAGUE PLAYERS



## TORRES, GABRIEL

HEIGHT: 6-1  
WEIGHT: 160  
RECOMMENDED/SIGNED BY: Jesus Mendoza/Oscar Garcia (Tigers)  
HOW OBTAINED: Signed by the Tigers as a non-drafted free agent on January 17, 2022

BATS: R  
THROWS: R

## RIGHTHANDED PITCHER

BORN: August 13, 2003 - Barinas, VZ  
RESIDENCE: Caracas, VZ

## TORTOSA, CRISTHIAN EDUARDO

HEIGHT: 6-4  
WEIGHT: 170  
RECOMMENDED/SIGNED BY: Alejandro Rodriguez/Delvis Pacheco (Tigers)  
HOW OBTAINED: Signed by the Tigers as a non-drafted free agent on July 6, 2015

BATS: L  
THROWS: L

## LEFTHANDED PITCHER

BORN: October 30, 1998 - La Victoria, VZ  
RESIDENCE: La Victoria, VZ

## VALENCIA, EDUARDO ANDRÉS

HEIGHT: 6-2  
WEIGHT: 180  
RECOMMENDED/SIGNED BY: Aldo Perez/Carlos Santana (Tigers)  
HOW OBTAINED: Signed by the Tigers as a non-drafted free agent on April 24, 2018

BATS: R  
THROWS: R

## CATCHER

BORN: January 25, 2000 - Valencia, VZ  
RESIDENCE: Valencia, VZ

## VALENTE, JOHN

HEIGHT: 5-11  
WEIGHT: 190  
RECOMMENDED/SIGNED BY: Jim Bretz (Tigers)  
SCHOOL: St. John's University  
HOW OBTAINED: Selected by the Tigers in the 21st round of the 2018 MLB Draft

BATS: S  
THROWS: R

## THIRD BASEMAN

BORN: June 23, 1995 - New Rochelle, NY  
RESIDENCE: New Rochelle, NY

## VALERO, MOISES LEANDRO

HEIGHT: 6-2  
WEIGHT: 185  
RECOMMENDED/SIGNED BY: Delvis Pacheco/Jesus Mendoza (Tigers)  
HOW OBTAINED: Signed by the Tigers as a non-drafted free agent on August 15, 2019

BATS: R  
THROWS: R

## CATCHER

BORN: March 1, 2002 - Carabobo, VZ  
RESIDENCE: Carabobo, VZ

## VALLENILLA, LUIS DANIEL

HEIGHT: 5-10  
WEIGHT: 170  
RECOMMENDED/SIGNED BY: Jesus Mendoza/Raul Leiva (Tigers)  
HOW OBTAINED: Signed by the Tigers as a non-drafted free agent on November 13, 2019

BATS: R  
THROWS: R

## RIGHTHANDED PITCHER

BORN: February 10, 2003 - Sucre, VZ  
RESIDENCE: Villa Frontado, VZ

## VÉLIZ, FRANK ALEJANDRO

HEIGHT: 5-11  
WEIGHT: 160  
RECOMMENDED/SIGNED BY: Alejandro Rodriguez/Oscar Garcia (Tigers)  
HOW OBTAINED: Signed by the Tigers as a non-drafted free agent on July 6, 2016

BATS: R  
THROWS: R

## SHORTSTOP

BORN: September 10, 1989 - Caracas, VZ  
RESIDENCE: Petare, VZ

## VILORIA, YOEL DAVID

HEIGHT: 5-10  
WEIGHT: 160  
RECOMMENDED/SIGNED BY: Raul Leiva/Jesus Mendoza (Tigers)  
HOW OBTAINED: Signed by the Tigers as a non-drafted free agent on July 4, 2019

BATS: S  
THROWS: R

## INFIELDER

BORN: April 25, 2003 - Carabobo, VZ  
RESIDENCE: Carabobo, VZ

## WALKER, MATTHEW (MATT) DAWSON

HEIGHT: 6-3  
WEIGHT: 203  
RECOMMENDED/SIGNED BY: Jeff Kunkel (Tigers)  
SCHOOL: Illinois State University  
HOW OBTAINED: Selected by the Tigers in the 12th round of the 2019 MLB Draft

BATS: L  
THROWS: L

## LEFTHANDED PITCHER

BORN: June 15, 1998 - Morris, IL  
RESIDENCE: Morris, IL

## WHITE, BRENDAN JAMES

HEIGHT: 5-11  
WEIGHT: 185  
RECOMMENDED/SIGNED BY: Jim Bretz (Tigers)  
SCHOOL: Siena College  
HOW OBTAINED: Selected by the Tigers in the 26th round of the 2019 MLB Draft

BATS: R  
THROWS: R

## RIGHTHANDED PITCHER

BORN: November 18, 1998 - White Plains, NY  
RESIDENCE: Mahopac, NY

## WOLF, ADAM CHARLES

HEIGHT: 6-6  
WEIGHT: 225  
RECOMMENDED/SIGNED BY: Harold Zonder (Tigers)  
SCHOOL: University of Louisville  
HOW OBTAINED: Selected by the Tigers in the fifth round of the 2018 MLB Draft

BATS: L  
THROWS: L

## LEFTHANDED PITCHER

BORN: December 26, 1996 - Norwalk, OH  
RESIDENCE: Milan, OH



## TIGERS MINOR LEAGUE PLAYERS

### WORKMAN, GAGE

**HEIGHT:** 6-4

**WEIGHT:** 201

**RECOMMENDED/SIGNED BY:** Joey Lothrop (Tigers)

**SCHOOL:** Arizona State University

**HOW OBTAINED:** Selected by the Tigers in the fourth round of the 2020 MLB Draft

**BATS:** S

**THROWS:** R

### INFIELDER

**BORN:** October 24, 1999 - Meza, AZ

**RESIDENCE:** Queen Creek, AZ

### ZAMBRANO, DARWYN

**HEIGHT:** 6-2

**WEIGHT:** 175

**RECOMMENDED/SIGNED BY:** Delvis Pacheco (Tigers)

**HOW OBTAINED:** Signed by the Tigers as a non-drafted free agent on March 14, 2019

**BATS:** R

**THROWS:** R

### RIGHTHANDED PITCHER

**BORN:** July 27, 2000 - Coro, VZ

**RESIDENCE:** Coro, VZ



---

# ***SPRING TRAINING***

---





## PUBLIX FIELD AT JOKER MARCHANT STADIUM TIGERTOWN SPRING TRAINING IN LAKELAND, FLORIDA

### FACTS AND FIGURES

**Stadium Location:** 2301 Lakeland Hills Blvd., Lakeland, FL 33805

**Seating Capacity:** 9,598

**First Game:** March 12, 1966 vs. Minnesota Twins

**Playing Field Distances:** Left Field Line, 340 feet; Center Field, 420 feet; Right Field Line, 340 feet.

The Detroit Tigers return to Spring Training in 2022 for their 86th season in Lakeland, and their 57th at Publix Field at Joker Marchant Stadium.

The Tigers first trained in Lakeland in 1934 at Henley Field before moving a mile north to Joker Marchant Stadium in 1966. In July 2014, the Tigers agreed to extend their relationship with Lakeland for 20 additional years, ensuring their winter home remains in Lakeland for an unprecedented 100 years, through 2036.

Marchant Stadium was named in honor of the late Joker Marchant, Lakeland's former parks and recreation director. The all-concrete grandstand of the stadium was built by the City of Lakeland at a cost of \$500,000, and originally seated 4,900 spectators. Expansion projects beginning in the early 1970s brought the capacity to 7,100, and was recently upped again to more than 9,500. Previous renovations have included the addition of lights that allowed the first night game to be played in Lakeland in 1972, and a food/picnic court that was added in 1994 to enhance the fan experience.

Thanks to the support of the City of Lakeland, Polk County, the State of Florida and Publix, Joker Marchant Stadium underwent significant renovations prior to the 2017 season, improving training facilities for players, meeting space for the coaching staff and the gameday experience for fans.

The Tigers have trained exclusively in Lakeland since 1934, except for a three-year wartime sabbatical to Evansville, IN, from 1943-45. The association between the Detroit Tigers and City of Lakeland remains the longest-lasting relationship between a Major League team and a current Spring Training host city.

The Tigers all-time record at Publix Field at Joker Marchant Stadium is 440-357-32 and 4,401,827 fans have paid to see Tigers Grapefruit League games since the park opened.

### All-Time Tigers Spring Training Sites

1901	Detroit, MI	1913-15	Gulfport, MS	1930	Tampa, FL
1902	Ypsilanti, MI	1916-18	Waxahachie, TX	1931	Sacramento, CA
1903-04	Shreveport, LA	1919-20	Macon, GA	1932	Palo Alto, CA
1905-07	Augusta, GA	1921	San Antonio, TX	1933	San Antonio, TX
1908	Hot Springs, AR	1922-26	Augusta, GA	1934-42	Lakeland, FL
1909-10	San Antonio, TX	1927-28	San Antonio, TX	1943-45	Evansville, IN
1911-12	Monroe, LA	1929	Phoenix, AZ	1946-	Lakeland, FL

**PUBLIX**  **FIELD**  
JOKER MARCHANT STADIUM



### ALL-TIME ATTENDANCE FIGURES

YEAR	HOME IN FL	ROAD IN FL	TOTAL	OTHER SITES	TOTAL
1966	27,808 (11)	28,180 (11)	55,988 (22)	66,359 (4)	122,347 (26)
1967	28,687 (14)	35,314 (13)	64,001 (27)	None	64,001 (27)
1968	30,258 (15)	37,843 (14)	68,101 (29)	None	68,101 (29)
1969	26,357 (11)	49,269 (14)	75,626 (25)	7,203 (1)	82,829 (26)
1970	28,677 (15)	32,847 (13)	61,164 (28)	None	61,164 (28)
1971	28,620 (14)	41,231 (13)	69,851 (27)	16,684 (2)	86,535 (29)
1972	38,597 (15)	32,035 (10)	70,632 (25)	None	70,632 (25)
1973	42,159 (15)	41,485 (12)	83,742 (27)	None	83,742 (27)
1974	37,408 (13)	37,127 (11)	74,535 (24)	11,183 (3)	85,718 (27)
1975	54,654 (18)	42,034 (14)	96,688 (32)	None	96,688 (32)
1976	31,805 (10)	15,488 (6)	47,293 (16)	None	47,293 (16)
1977	55,770 (16)	43,393 (12)	99,163 (28)	None	99,163 (28)
1978	66,771 (14)	48,438 (12)	115,209 (26)	14,131 (1)	129,340 (27)
1979	63,326 (14)	48,758 (12)	112,084 (26)	None	112,084 (26)
1980	47,912 (10)	45,334 (11)	93,246 (21)	19,044 (2)	112,290 (23)
1981	62,143 (17)	58,765 (17)	120,908 (34)	None	120,908 (34)
1982	69,053 (16)	44,111 (11)	113,164 (27)	None	113,164 (27)
1983	56,926 (14)	46,938 (11)	103,864 (25)	None	103,864 (25)
1984	70,867 (15)	57,471 (13)	128,338 (28)	None	128,338 (28)
1985	84,850 (15)	72,433 (14)	157,283 (29)	19,659 (1)	176,942 (30)
1986	86,764 (15)	68,101 (15)	154,865 (30)	None	154,865 (30)
1987	65,264 (13)	77,571 (16)	142,835 (29)	None	142,835 (29)
1988	90,854 (16)	71,324 (14)	162,178 (30)	None	162,178 (30)
1989	107,507 (17)	80,523 (15)	188,030 (32)	None	188,030 (32)
1990	26,606 (7)	28,569 (9)	55,175 (16)	None	55,175 (16)
1991	85,191 (15)	88,490 (16)	173,681 (31)	None	173,681 (32)
1992	88,700 (14)	86,431 (15)	175,131 (29)	7,218 (1)	182,349 (30)
1993	88,810 (15)	78,770 (14)	167,580 (29)	88,272 (2)	255,852 (31)
1994	87,835 (14)	83,690 (14)	171,525 (28)	26,662 (2)	198,187 (30)
1995	39,179 (19)	42,560 (20)	81,739 (39)	5,975 (1)	87,714 (40)
1996	74,164 (13)	68,933 (16)	143,097 (29)	-----*	143,097 (31)
1997	69,544 (14)	64,198 (15)	133,742 (29)	17,612 (2)	151,354 (31)
1998	77,242 (16)	80,230 (16)	157,472 (32)	8,166 (1)	165,638 (33)
1999	80,440 (15)	76,120 (15)	156,560 (30)	8,816 (1)	165,376 (31)
2000	88,559 (17)	69,106 (14)	157,665 (31)	None	157,665 (31)
2001	75,318 (16)	58,033 (12)	133,351 (28)	None	133,351 (28)
2002	76,789 (19)	64,931 (14)	141,720 (33)	None	141,720 (33)
2003	71,864 (15)	89,083 (16)	160,947 (31)	None	160,947 (31)
2004	85,045 (18)	95,549 (16)	180,594 (34)	None	180,594 (34)
2005	104,808 (19)	82,171 (14)	186,979 (31)	None	186,979 (31)
2006	92,713 (19)	89,168 (17)	181,881 (36)	None	181,881 (36)
2007	122,074 (18)	114,877 (17)	236,951 (35)	None	236,951 (35)
2008	126,124 (17)	89,424 (14)	215,548 (31)	61,906 (2)	277,454 (33)
2009	117,724 (19)	97,855 (15)	215,579 (34)	28,085 (2)	243,664 (36)
2010	115,170 (16)	95,562 (15)	210,732 (31)	36,235 (2)	246,967 (33)
2011	122,827 (18)	101,901 (17)	224,728 (35)	None	224,728 (35)
2012	138,363 (18)	115,430 (16)	253,800 (34)	12,000 (1)	265,800 (35)
2013	139,935 (18)	125,697 (17)	265,632 (35)	None	265,632 (35)
2014	116,226 (15)	102,455 (14)	218,681 (29)	None	218,681 (29)
2015	134,377 (17)	131,899 (18)	266,276 (35)	None	266,276 (35)
2016	116,061 (15)	108,583 (15)	224,644 (30)	None	224,644 (30)
2017	127,345 (17)	128,409 (20)	255,754 (37)	None	255,754 (37)
2018	111,561 (17)	103,121 (16)	214,682 (33)	None	214,682 (33)
2019	107,523 (16)	112,052 (17)	219,575 (33)	None	219,575 (33)
2020	61,720 (10)	51,057 (10)	123,449 (21)	10,672 (1)	134,121 (22)
2021	32,907 (16)	23,828 (13)	56,735 (29)	None	56,735 (29)

Number of games played in parenthesis

\*1996 - No attendance figures kept for two games in Nashville, TN

### TIGERS SPRING TRAINING ATTENDANCE RECORDS

SPRING SEASON ATTENDANCE RECORDS			TOP FIVE CROWDS - PUBLIX FIELD AT JOKER MARCHANT STADIUM			
Category	Date	Total	Rank	Total	Date	Opponent
Florida Season Total	2015	266,276	1	10,451	3/29/2013	Tampa Bay
Overall Total	2008	277,454	2	10,307	3/15/2011	Boston
Other Site Total	1993	88,272	3	10,219	3/27/2010	New York (AL)
Home	2013	139,935	4	10,115	3/24/2012	New York (AL)
Road	2015	131,899	5	10,084	3/23/2013	New York (AL)

### YEAR-BY-YEAR SPRING TRAINING EXHIBITION RECORDS

(Games vs. 'B' teams, Minor League teams or colleges not included)

YEAR	HOME	ROAD	W-L	Pct.	Other Sites	Total	Pct.	vs. AL	vs. NL
1966	7-4	6-5	13-9	.591	0-3	13-12	.520	6-5	7-7
1967	8-6	6-7	14-13	.519	None	14-13	.519	9-8	5-5
1968	9-6	5-9	14-15	.483	None	14-15	.483	7-6	7-9
1969	7-4	2-12	9-16	.360	0-1	9-17	.346	3-6	6-11
1970	7-8	5-8	12-16	.429	None	12-16	.429	8-6	4-10
1971	8-6	5-8	13-14	.481	0-2	13-16	.448	6-6	7-10
1972	12-3	4-6	16-9	.640	None	16-9	.640	7-6	9-3
1973	11-3	3-9	14-12	.538	None	14-12	.538	4-6	10-6
1974	7-6	4-7	11-13	.458	1-2	12-15	.444	4-5	8-10
1975	7-11	6-8	13-19	.406	None	13-19	.406	5-8	8-10
1976	5-6	3-3	8-9	.471	None	8-9	.471	4-2	4-7
1977	7-9	8-4	15-13	.536	None	15-13	.536	9-5	6-8
1978	11-3	7-5	18-8	.692	0-1	18-9	.667	9-3	9-6
1979	7-6-1	8-4	15-10-1	.596	None	15-10-1	.596	7-5-1	8-5
1980	4-6	5-6	9-12	.429	1-1	10-13	.435	5-7	5-6

SPRING TRAINING



# TIGERS SPRING TRAINING INFORMATION

Year	Home	Road	W-L	Pct.	Other sites	Total	Pct.	vs. AL	vs. NL
1981	13-4	10-7	23-11	.676	None	23-11	.676	9-7	14-4
1982	8-8	3-8	11-16	.407	None	11-16	.407	7-8	4-8
1983	8-6	5-6	13-12	.520	None	13-12	.520	8-6	5-6
1984	7-8	4-9	11-17	.393	None	11-17	.393	5-8	6-9
1985	8-7	8-6	16-13	.552	0-1	16-14	.533	8-7	8-7
1986	10-5	8-6-1	18-11-1	.617	None	18-11-1	.617	12-7	6-4-1
1987	6-7	3-13	9-20	.310	None	9-20	.310	8-8	1-11
1988	8-8	3-11	11-19	.367	None	11-19	.367	6-14	5-5
1989	8-9	7-7-1	15-16-1	.484	None	15-16-1	.484	11-9	4-7-1
1990	3-2-2	3-6	6-8-2	.438	None	6-8-2	.438	3-4-2	3-4
1991	3-11-1	4-11	8-22-1	.274	None	8-22-1	.274	4-12	4-10-1
1992	7-7	8-7	15-14	.517	0-1	15-15	.500	5-7	10-8
1993	5-9-1	3-11	8-20-1	.293	0-2	8-22-1	.274	4-12	4-10-1
1994	8-5-1	4-9-1	12-14-2	.464	0-1-1	12-15-3	.450	7-11-2	5-4-1
1995	11-8	4-16	15-24	.385	0-1	15-25	.375	8-14	7-11
1996	9-5	8-5-1	17-10-1	.625	3-0	20-10-1	.661	8-6	12-4-1
1997	7-6-1	4-11	11-17-1	.397	1-1	12-18-1	.403	8-7-1	4-11
1998	11-5	6-8-2	17-13-2	.563	0-1	17-14-2	.545	14-4-1	3-10-1
1999	9-5	6-9	15-14	.517	0-1	15-15	.500	10-8	5-7
2000	11-4-1	4-10	15-14-1	.517	None	15-14-1	.517	10-5-1	5-9
2001	6-9	7-5	13-14	.481	None	13-14	.481	9-6	4-8
2002	10-7	6-8	16-15	.516	None	16-15	.516	8-9	8-6
2003	5-8-1	4-11-1	9-19-2	.303	None	9-19-2	.303	5-9-1	4-10-1
2004	7-9-1	7-8-1	14-17-2	.452	None	14-17-2	.452	3-8-2	11-9
2005	8-7-1	5-7-2	13-14-3	.481	None	13-14-3	.481	4-6-2	9-8-1
2006	10-6-1	8-9	18-15-1	.545	None	18-15-1	.545	8-8-0	10-7-1
2007	10-5-2	11-5-1	21-10-2	.677	None	21-10-2	.677	7-4-1	14-6-2
2008	8-5-3	7-9	15-14-3	.517	None	15-14-3	.517	3-6-2	12-8-1
2009	10-5-1	5-12	15-17-1	.469	None	15-17-1	.469	5-5	10-12-1
2010	11-4	7-8-2	18-12-2	.600	None	18-12-2	.600	8-5-1	10-7-1
2011	8-9	12-5	20-14	.588	None	20-14	.588	8-5	12-9
2012	10-4-3	10-4-2	20-8-5	.714	None	20-8-5	.714	5-3-1	15-5-4
2013	8-8-1	11-6-1	19-14-2	.575	None	19-14-2	.575	6-7-1	13-7-1
2014	8-7	7-5-2	15-12-2	.552	None	15-12-2	.552	5-4-1	10-8-1
2015	7-9-1	5-11-2	12-20-3	.375	None	12-20-3	.375	6-8	6-12-3
2016	11-4	7-7-1	18-11-1	.621	None	18-11-1	.621	6-6	12-5-1
2017	7-10	7-11-2	14-21-2	.405	None	14-21-2	.405	5-10	9-11-2
2018	6-7-4	7-8-1	13-15-5	.470	None	13-15-5	.470	7-7-2	6-8-3
2019	8-6-2	7-9-1	15-15-3	.500	None	15-15-3	.500	8-7-2	7-8-1
2020	4-5-2	4-4	8-9-2	.474	0-1	8-10-2	.450	3-8-1	5-2-1
2021	8-6-1	5-6-3	13-12-4	.520	None	13-12-4	.520	6-8-4	7-4

## TIGERS IN THE MICHIGAN SPORTS HALL OF FAME

Anderson, Sparky	1992	Harwell, Ernie	1989	Morris, Jack	2001
Beckmann, Frank	2007	Heilmann, Harry	1956	Mullin, George	1962
Bridges, Tommy	1963	Hernandez, Willie	2012	Navin, Frank	1976
Briggs, Walter O., Sr.	1969	Hiller, John	1989	Newhouser, Hal	1962
Brown, Gates	2002	Horton, Willie	1987	Northrup, Jim	2000
Bunning, Jim	1981	Ilitch, Michael	2004	Parrish, Lance	2002
Campbell, James	1985	Jennings, Hughie	1958	Patrick, Van	1991
Carey, Paul	1992	Kaline, Al	1978	Rogell, Billy	1970
Cash, Norm	1984	Kell, George	1969	Rowe, Schoolboy	1961
Cobb, Ty	1955	Kuenn, Harvey	1993	Schembechler, Bo	1989
Cochrane, Mickey	1956	Lane, Ray	1997	Stanley, Mickey	1994
Crawford, Sam	1958	Leach, Rick	2010	Stearnes, Norman "Turkey"	2007
Devellano, Jim	2006	Leyland, Jim	2017	Tanana, Frank	2006
Egan, Wish	1960	Lolich, Mickey	1982	Trammell, Alan	2000
Fetzer, John E.	1984	Lund, Don	1987	Trucks, Virgil	1985
Freehan, Bill	1982	Manush, Heinie	1964	Tyson, Ty	1996
Gehringer, Charlie	1956	Maxwell, Charlie	1997	Wertz, Vic	1983
Gibson, Kirk	1999	McAuliffe, Dick	1986	Whitaker, Lou	2000
Goslin, Goose	1965	McCosky, Barney	1995	York, Rudy	1972
Greenberg, Hank	1958	McLain, Denny	1991		

---

# COMERICA PARK

---





# COMERICA PARK HOME OF THE DETROIT TIGERS

## FACTS AND FIGURES

**Location:** 2100 Woodward Avenue, Detroit, MI, 48201

**Seating Capacity:** 41,083

**First Game:** April 11, 2000 vs. Seattle Mariners

**Playing Field Distances:** Left Field Line, 345 feet; Left-Center Power Alley, 370 feet; Center Field, 420 feet; Right-Center Power Alley, 365 feet; Right Field Line, 330 feet.

**Playing Field Fences:** All outfield fences are eight feet, six inches, except for the left field fence, which measures at six feet, 10 inches high and a 100-foot section in right field which measures 11 feet, six inches high.

**Area:** The ballpark itself encompasses over 788,000 square feet. Including the outbuildings, the total square footage is over one million.

**Lighting:** Comerica Park contains 16 light towers, each standing five stories tall and containing a total of 840 light fixtures. When lit, the system emits approximately 1.2 million watts.

**Dugouts:** Connected to clubhouse by tunnels. Visitors on first base side, home on third base side.

Comerica Park is home to the Detroit Tigers, a charter member of the American League and one of the most storied franchises in Major League Baseball. The opening of the park on April 11, 2000 ushered in a new era of baseball in Detroit, featuring a multi-faceted fan experience in one of the premier venues in professional sports. Comerica Park was designed with fans in mind, and provides a one-of-a-kind experience for visitors of all ages.

## THE DISTRICT DETROIT

The District Detroit is a dynamic sports & entertainment destination, and a growing community gathering place, that connects downtown Detroit to nearby neighborhoods such as Midtown, Corktown and Brush Park. The corridor is anchored by the innovative Little Caesars Arena, home of the Detroit Red Wings and Detroit Pistons, and Comerica Park, home of the Detroit Tigers. The Detroit Lions' Ford Field borders Comerica Park, completing a short boundary with all four professional sports teams located within walking distance, and in the heart of the district. Columbia Street, located between the iconic Fox Theatre and the Little Caesars Global Resource Center along Woodward Avenue, is one of Detroit's latest retail destinations, with nearly 40,000 square feet of retail and a variety of dining options. New office, residential and retail spaces will continue to add momentum to Detroit's amazing comeback for years to come.

## THE CONCOURSES

Comerica Park's concourses are among the most generous of any sporting venue. The minimum width of the main concourse is 40 feet, though it becomes wider in many areas. The upper concourse is approximately 34 feet wide. Concourses at old Tiger Stadium were between 17 and 27 feet on the lower level, 11 feet behind the last row of the lower deck and 11 feet in the upper level.

## THE WALK OF FAME

Fans are treated to a tour through the rich history of Detroit Tigers baseball as they walk through the main concourse at Comerica Park. The concourse is divided into a chronology of Tigers history, complete with artifacts and exhibits. Decade monuments covering two decades each are placed along the concourse, towering from floor to ceiling and featuring rich memories from each era.

### CONCESSIONS FACILITIES AND FOOD COURT

Typical ballparks have a point of sale (register) for every 200 fans; Comerica Park abbreviates the wait with one point of sale for every 125 fans. Among the many tantalizing food options are the Brushfire Grill behind third base and the Comerica Bank Big Cat Court behind first base, each featuring a wide range of snacks, sandwiches, frozen treats and other great munchies. Comerica Park is a cashless facility. Guests may remit cash for a prepaid debit card at Comerica Bank Cash2Card machines located throughout the ballpark.

### MOBILE WALLET


As part of the Comerica Bank Park Perks program, Comerica Bank customers who upload their debit or credit card to the Comerica Bank Mobile Wallet located in the MLB Ballpark App will receive a \$25 credit towards their order-ahead or in-seat delivery purchase! Please note: in-seat delivery is only accessible for Tiger Den and On-Deck Circle seat locations.

### THE SCOREBOARD

One of the most stunning features at Comerica Park is the high definition LED video board in left field. The Daktronics board measures approximately 48 feet high and 127 feet wide, and utilizes the latest in LED technology to offer excellent clarity and contrast of video images. In addition to the main board, a five-foot high and 100-foot wide LED display is positioned beneath the main board to provide pitcher statistics and other information. The state-of-the-art technology continues on top of the board with a script Tigers logo that utilizes LED technology, allowing the lettering to change color and be animated for special events throughout the season.

### FAMILY ENTERTAINMENT

In the middle of the Comerica Bank Big Cat Court, the Comerica Park Carousel is available for the young and young-at-heart, with patrons riding atop tigers instead of horses. Also, the Fly Ball Ferris Wheel, a baseball-themed ferris wheel, is located in the Brushfire Grill. The stunning Chevrolet Fountain above center field synchronizes music and light to spraying fountains of water. Beginning in 2022, rides will be cashless.



### SEATING LEVELS AND CAPACITIES

There are approximately 23,000 seats in the lower bowl of Comerica Park, and 2,000 in the two suite levels. There are roughly 12,000 in the main upper deck. From just past first base to the right-field foul line, there is a section with 4,000 seats that does not have a suite level. The upper deck in this level is approximately 15 feet lower, and closer to the field than the main upper deck.

### PREMIUM SEATING AREAS

Comerica Park features four premium seating areas. Located at the upper rows of the lower bowl, the Tiger Den resembles the fashionable boxes at old-time sporting venues with movable chairs. A private lounge is available for patrons. Another premium seating area is located in the lowest rows of the lower bowl, called On-Deck Circle seats. Additionally, there are two levels of suites, which includes several party suites that are available for individual game rental.

### EXTENDED PROTECTIVE NETTING

Installed prior to the 2018 season, Comerica Park features a new and enhanced protective netting system, which extends from sections 140 to 116. The enhanced netting covers a much greater area than previously and is some of the thinnest in baseball, reflecting the organization's commitment to providing a fan-friendly, safe and enjoyable experience at a Tigers game.

### COMERICA PARK STATUES

Comerica Park features larger-than-life sculptures of six Tigers legends, which overlook the field from the left field concourse. The sculptures feature Ty Cobb, Charlie Gehringer, Hank Greenberg, Willie Horton, Al Kaline and Hal Newhouser. Omri Amrany, and were cast in stainless steel. Gate A features a sculpture of Hall of Fame broadcaster Ernie Harwell, greeting fans as they enter Comerica Park.

### MOTORCITY CASINO HOTEL TIGER CLUB

The MotorCity Casino Hotel Tiger Club features approximately 20,000 square feet of entertainment space. There is seating for 300 patrons with a view of right field, a bar for 200, the Cigar Bar and a banquet facility.

### JIM BEAM CHAMPIONS CLUB

The Jim Beam Champions Club combines the perks of luxury seating with an open and relaxed lounge atmosphere. The Jim Beam Champions Club opened in 2006 and is located on the suite level down the left field line.

### LITTLE CAESARS PARTY SUITES

The Little Caesars Party Suites debuted in 2021 and are located at suites 250 & 251. Combined, the suites can hold up to 70 guests and provide an immersive look into the combined histories of Little Caesars Pizza, the Detroit Tigers and Detroit as a city. Beginning in 2022, single game leases of the Little Caesars Party Suites will include exclusive menu offerings. Contact us at 313-471-2260 to learn more!

### THE PEPSI PORCH

Prior to the 2014 season, the Pepsi Porch underwent an extensive renovation, including the addition of the Coppercraft Distillery 416 bar, featuring a unique social setting with a relaxed outdoor environment. Fans in this area can sit comfortably in high-end outdoor furniture, with a nearby fire feature, big flat screen TVs, and enjoy a ballgame.

### THE CHEVROLET PAVILION

The Chevrolet Pavilion features 1,800 square feet of entertainment space under the scoreboard in left field, near the Gallagher Entry. It offers a variety of food, beverage and bar options. The Chevrolet Pavilion provides a relaxing atmosphere with excellent views of the field, and multiple TVs to catch the action.





# COMERICA PARK

## MILLER LITE PITCHER'S PUB

The Miller Lite Pitcher's Pub is open to the public and located on the Pepsi Porch in right field. Boasting a fun and relaxed atmosphere, flat screen TVs, and decor celebrating Detroit Tigers pitchers past and present, this is a great destination for a bite to eat and a beverage.

## BLUE MOON BREWHOUSE

Located behind section 330, the Blue Moon Brew House delivers features such as lounge seating, private restrooms, and excellent food and beverage offerings. This upper deck lounge is air conditioned, heated and open to the public.

## MOTORCITY CASINO HOTEL

### OFF-RAMP BAR

The MotorCity Casino Hotel Off-Ramp Bar features an over 50-foot bar with various beer selections on tap and nine large screens, creating the ultimate viewing experience of the scoreboard feed during the game and inning breaks. Located next to the Big Cat Court, the bar is also accessible from all levels via ramp.

## THE VIZZY HARD SELTZER VIEW

Located above the Pitcher's Pub in right field, the Vizzy Hard Seltzer View offers a panoramic view of Comerica Park and is open to the public, but is available for groups to purchase.

## MILLER LITE MARKET & BLUE MOON BISTRO

The Miller Lite Market & Blue Moon Bistro across from the Chevrolet Pavilion are the best spots to quickly grab food or beverage throughout the game.

## GATED ENTRANCES

There are four gated entrances to Comerica Park, each featuring attractions on a grand scale. Among the features are immense 80-foot high baseball bats framing the gates, tiger sculptures and Pewabic tile accents.

## MOBILE-ONLY ENTRY

Comerica Park employs mobile ticketing as the primary method of entry for all games at the ballpark. Tigers fans can enter the ballpark utilizing the easy-to-use Major League Baseball Ballpark App, which has emerged as the preeminent application for buying, selling or transferring baseball tickets across MLB. Further, in cooperation with our partners at StubHub, fans also have the option to use the StubHub App to enter the ballpark.

## FANTASTIC FIREWORKS

Not only is Comerica Park known for explosive action on the field, but also in the skies above. Beginning shortly after the park opened in 2000, fantastic fireworks displays have been held on select Fridays throughout the season, adding unrivaled value and fun to an already exciting atmosphere.

## SPECIAL NEEDS ACCESS

Comerica Park complies with all guidelines of the ADA. In completing the facility, the Tigers worked extensively with organizations including The Paralyzed Veterans of America's Michigan Chapter and the Michigan Commission for the Blind to ensure accessibility for all fans and a great baseball experience for guests who enter Comerica Park. Comerica Park has also partnered with Kulture City to provide sensory-friendly amenities and accessories which are available to fans at the Guest Services Office at Section 130.

## THE TEAM

The design team of HOK Sport and the Detroit-based Smith, Hinchman and Grylls served as architects for Comerica Park, while Huber, Hunt & Nichols, Inc., Turner Construction Company and White Construction Company joined forces to form Hunt-Turner-White as construction management team. Private financing accounts for more than 60 percent of Comerica Park, with partners including the Tigers and a bank syndicate led by Sumitomo Bank, Limited, Societe General, First Chicago NBD, Provident Bank of Maryland, First of America Bank, Standard Federal Bank and Michigan National Bank. Public financing participants include the Michigan Strategic Fund (infrastructure), City of Detroit Downtown Development Authority and Wayne County.

## NON-PERMITTED ITEMS


Items prohibited from Comerica Park include, but are not limited to the following:

- Aerosol cans (hairspray, mace, pepper spray, etc.). Aerosol sunscreen is allowed
- Animals (except ADA compliant service animals or service animals in training)
- To create a safe and distanced entrance process for fans, no bags can be brought into Comerica Park (exceptions: medical or diaper bags)
- Baseball bats of any size. Souvenir bats purchased in the park must be checked at Guest Services office
- Beach balls or other inflatable items
- No outside food or beverage
- Bottles (glass or plastic, except factory sealed clear bottles of unflavored water). Empty refillable plastic water bottles are allowed.
- Brooms
- Fireworks, firearms or other weapons
- Fishing nets or poles
- Frisbees
- Hard sided cups, thermos or coolers
- Knives of any size, shape or variety (box cutters, scissors, etc.)
- Laser devices/pointers
- Marijuana or illegal narcotics, including accessories or paraphernalia associated with marijuana or illegal narcotics use.
- Markers and paint

- Masks, helmets, or any costume items that cover the face.
- Noisemaking devices: air horns, bullhorns, thunder sticks, cowbells, bells, horns, kazoos, whistles and other noisemakers
- Non-baseball related signs
- Objects that can be used as missiles or projectiles: sticks, bats, clubs, frisbees, beachballs
- Selfie sticks
- Skateboards, rollerblades, hoverboards, segways, scooters
- Squirt guns of any kind
- Sticks, including signs attached to sticks
- Stools, folding chairs or back supports
- Umbrellas-no large or golf size umbrellas. Only small collapsible umbrellas allowed.
- Unmanned aerial vehicle (i.e. drones)

A complete list of prohibited items is available at [tigers.com](http://tigers.com).

Items from the above list should be returned to your vehicle or discarded. All fans are subject to security screening procedures prior to entering the ballpark.







2012 World Series

## MOMENTS IN COMERICA PARK HISTORY

Comerica Park is entering its 22nd season as the home of the Detroit Tigers. Over two decades, Comerica Park has seen many exciting moments that are part of the fabric of Detroit baseball history.

### MIDSUMMER CLASSIC RETURNS TO MOTOWN

The first marquee Major League Baseball event to take place at Comerica Park was the 2005 Major League Baseball All-Star Game. It marked the fourth All-Star game in Detroit, and the first since 1971. The American League defeated the National League, 7-5, behind home runs from Mark Teixeira and Miguel Tejada. In the home run derby,

Bobby Abreu set a then-Major League record, belting 24 home runs in the first round, and 41 home runs over the course of the contest.



### PLAYOFF BASEBALL COMES TO COMERICA PARK

After clinching the American League Wild Card during the regular season and opening the 2006 playoffs at Yankee Stadium, the first postseason game in the history of Comerica Park was played on October 6, 2006. The Tigers defeated the Yankees, 6-0, and went on to win five of the six games held at Comerica Park during the 2006 playoffs.

### MAGGLIO ORDOÑEZ BELTS HISTORIC HOME RUN TO SEND TIGERS TO THE FALL CLASSIC

Tigers right fielder Magglio Ordoñez stepped to the plate in the bottom of the ninth inning with the score tied at three in Game Four of the 2006 American League Championship Series. He belted a Huston Street offering into the Detroit sky for a game-ending, three-run home run, propelling the Tigers to the club's first World Series berth since 1984.

### WORLD SERIES BASEBALL AT COMERICA PARK

The Tigers have appeared in the World Series twice since Comerica Park opened in 2000. The Tigers split two games with the St. Louis Cardinals in the 2006 World Series, and lost both games to the San Francisco Giants in the 2012 World Series at Comerica Park.

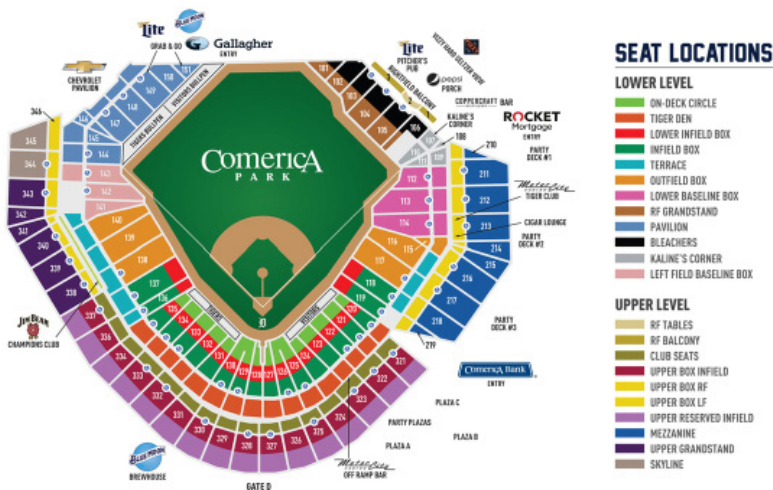
### VERLANDER FIRES SIXTH NO-HITTER IN FRANCHISE HISTORY

Justin Verlander fired the sixth no-hitter in franchise history on June 12, 2007, in a 4-0 victory over the Milwaukee Brewers. It marked the first no-hitter at Comerica Park, and the first no-hitter by a Tigers pitcher in Detroit since Virgil Trucks on May 15, 1952, at Briggs Stadium.





# TICKETING AND SECURITY INFORMATION



## ONLINE PURCHASING

To view and purchase Tigers tickets for the 2022 season, including single game, value packages or full/partial season plans, visit [tigers.com](https://www.tigers.com).

## COMERICA PARK BOX OFFICE

Located at Comerica Park on Witherell Street, the Box Office is open daily during the season, from 10:00 a.m. - 5:00 p.m. On game days, the Box Office opens at 10:00 a.m., and closes 30 minutes after the final pitch of the game. Closed on holidays.

## PHONE ORDERS

Tickets may be ordered over the phone by calling [tickets.com](https://www.tickets.com), at (313) 471-7100. Tickets.com is open Monday through Sunday, 9:00 a.m. - 9:00 p.m. Tickets purchased over the phone are subject to a supplemental convenience charge.

## MAIL ORDERS

Mail orders should be sent to: Detroit Tigers Box Office, 2100 Woodward Ave., Detroit, MI, 48201. There is a \$10.00 handling charge per order.

## ADDITIONAL INFORMATION

Call the Tigers at (313) 471-2000.

## COMERICA PARK GUEST CODE OF CONDUCT

Comerica Park and the Detroit Tigers are committed to creating a safe, comfortable and enjoyable experience for all guests. To provide these types of experiences, we have standards and expectations for all guests and visitors. The Guest Code of Conduct outlines those expectations and policies.

- Treat everyone with respect and dignity by displaying proper etiquette as outlined below. Guests should refrain from any action that disrupts other guests' enjoyment of the event
- Do not engage in any unruly behavior, including obscene gestures, derogatory, vulgar, biased or abusive language directed at guests, venue personnel, artists, or anyone else. This includes the use of such language, actions or gestures concerning a person's race, ethnicity, color, gender, religion, creed, disability, age, sexual orientation, gender identity/expression or national origin; or to instigate, incite or encourage violence, a confrontation or threat of physical harm
- Refrain from wearing any clothing or displaying signage/products that contains obscene or indecent messages or signs. Comerica Park reserves the right to prohibit anything deemed inappropriate
- Do not fight, throw objects or attempt to enter or interfere with the performance area
- Consume alcoholic beverages responsibly and avoid intoxication, diminished capacity or impairment by alcohol or drugs. Guests must be at least 21 years of age to consume alcoholic beverages
- Sit only in your ticketed seat and show your ticket when asked by venue personnel
- Do not exit with the expectation to re-enter the venue after scanning of tickets Refrain from smoking inside the venue.
- Comerica Park is a non-smoking venue. Guests must comply with reasonable requests from venue personnel. Those who refuse may be subject to ejection without refund, revocation of season tickets and possible arrest and/or prosecution. Guests are encouraged to utilize our text assist tool and/or share any concerns during the event with our venue personnel as soon as possible. Confidentially text "SECURITY" to 39844 (standard message rates apply). Guests may tweet @ComericaPark for any questions or concerns that may arise while in Comerica Park, or visit the Guest Services Offices near sections 130, 210 or 330.

Violation of our standards of guest conduct may result in guest(s) being ejected without refund, and possible arrest.

6

COBB

5

GREENBERG

2

GEHRINGER

16

NEWHOUSE



1

WHITAKER

NUMBER RETIREMENT | AUGUST 6

TB vs. D

Bally  
SPORTS  
DETROIT

23

HORTON

11

ANDERSON

3

TRAMMELL

47

MORRIS

42

MORRIS



# DETROIT TIGERS

## 2022 SCHEDULE

ROCKET Mortgage

tigers.com

APRIL						
SUN	MON	TUE	WED	THU	FRI	SAT
					1	2
					8	9
					CWS 1:10	CWS 1:10
10	11	12	13	14	15	16
CWS 1:10	BOS 5:10	BOS 1:10	BOS 1:10	KC 8:10	KC 8:10	KC 4:10
17	18	19	20	21	22	23
KC 2:10		NYN 6:40	NYN 6:40	NYN 1:10	COL 7:10	COL 1:10
24	25	26	27	28	29	30
COL 1:10		MIN 7:40	MIN 7:40	MIN 1:10	LAD 10:10	LAD 10:10

MAY						
SUN	MON	TUE	WED	THU	FRI	SAT
1	2	3	4	5	6	7
LAD 4:10		PIT 7:10	PIT 1:10	HOU 8:10	HOU 8:10	HOU 4:05
8	9	10	11	12	13	14
HOU 2:10	OAK 7:10	OAK 1:10	OAK 7:10	OAK 1:10	BAL 7:10	BAL 4:10
15	16	17	18	19	20	21
BAL 1:40	TB 6:40	TB 6:40	TB 4:10	TB 1:10		CLE 6:10
22	23	24	25	26	27	28
CLE 1:40	MIN 7:40	MIN 7:40	MIN 1:10	CLE 7:10	CLE 7:10	CLE 4:10
29	30	31				
CLE 1:40	MIN 1:10	MIN 1:10/7:10				

JUNE						
SUN	MON	TUE	WED	THU	FRI	SAT
			1	2	3	4
			MIN 7:10	MIN 1:10	NYN 7:05	NYN 1:05
5	6	7	8	9	10	11
NYN 1:35		PIT 7:05	PIT 12:35		TOR 7:10	TOR 4:10
12	13	14	15	16	17	18
TOR 1:40	CWS 7:10	CWS 7:10	CWS 1:10	TEX 7:10	TEX 7:10	TEX 4:10
19	20	21	22	23	24	25
TEX 1:40	BOS 7:10	BOS 7:10	BOS 7:10		ARI 9:40	ARI 10:10
26	27	28	29	30		
ARI 4:10		SF 9:45	SF 3:45			

JULY						
SUN	MON	TUE	WED	THU	FRI	SAT
					1	2
					KC 7:10	KC 4:10
3	4	5	6	7	8	9
KC 1:40	CLE 1:10	CLE 7:10	CLE 1:10	CWS 8:10	CWS 8:10	CWS 2:10
10	11	12	13	14	15	16
CWS 2:10	KC 8:10	KC 8:10	KC 2:10		CLE 7:10	CLE 4:10
17	18	19	20	21	22	23
CLE 1:40				OAK 3:37		MIN 6:10
24	25	26	27	28	29	30
MIN 1:40	SD 7:10	SD 7:10	SD 1:10	TOR 7:07	TOR 7:07	TOR 3:07
31						
TOR 1:37						

AUGUST						
SUN	MON	TUE	WED	THU	FRI	SAT
	1	2	3	4	5	6
	MIN 7:40	MIN 7:40	MIN 1:10	TB 7:10	TB 7:10	TB 6:10
7	8	9	10	11	12	13
TB 1:40		CLE 7:10	CLE 7:10	CLE 1:10	CWS 7:10	CWS 7:10
14	15	16	17	18	19	20
CWS 2:10	CLE 7:10	CLE 7:10	CLE 7:10		LAA 7:10	LAA 1:10
21	22	23	24	25	26	27
LAA 1:40		SF 7:10	SF 1:10		TEX 8:05	TEX 7:05
28	29	30	31			
TEX 2:35		SEA 7:10	SEA 7:10			

SEPTEMBER/OCTOBER						
SUN	MON	TUE	WED	THU	FRI	SAT
				1	2	3
				SEA 1:10	KC 7:10	KC 6:10
4	5	6	7	8	9	10
KC 1:40	LAA 9:38	LAA 9:38	LAA 4:07		KC 8:10	KC 7:10
11	12	13	14	15	16	17
KC 2:10	HOU 6:40	HOU 6:40	HOU 1:10		CWS 7:10	CWS 6:10
18	19	20	21	22	23	24
CWS 1:10	BAL 7:05	BAL 7:05	BAL 7:05		CWS 8:10	CWS 7:10
25	26	27	28	29	30	1
CWS 2:10		KC 6:40	KC 6:40	KC 1:10	MIN 7:10	MIN 6:10
2	3	4	5			
MIN 1:10	SEA 9:40	SEA 6:10	SEA TBD			

HOME

AWAY

DH

ALL DATES AND TIMES SUBJECT TO CHANGE  
ALL TIMES EST. VISIT TIGERS.COM FOR UPDATES

# DETROIT ROOTS